



H. AYUNTAMIENTO DE RIOVERDE S.L.P.
Estado de Situación Financiera
Al 31 de diciembre de 2015

| ACTIVO | 2015 | 2014 | PASIVO | 2015 | 2014 |
|---|--------------------|--------------------|---|-------------------|-------------------|
| Activo Circulante | | | Pasivo Circulante | | |
| Efectivo y Equivalentes | 33,451,005 | 24,228,124 | Cuentas por Pagar a Corto Plazo | 18,420,842 | 28,927,761 |
| Derechos a Recibir Efectivo o Equivalentes | 6,638,165 | 10,133,030 | Documentos por Pagar a Corto Plazo | | |
| Derechos a Recibir Bienes o Servicios | 738,829 | 732,372 | Porción a Corto Plazo de la Deuda Pública a Largo Plazo | | |
| Inventarios | | | Títulos y Valores a Corto Plazo | | |
| Almacenes | 390,512 | 390,512 | Pasivos Diferidos a Corto Plazo | | |
| Estimación por Pérdida o Deterioro de Activos Circulantes | | | Fondos y Bienes de Terceros en Garantía y/o Administración a Corto Plazo | 230,000 | 110,000 |
| Otros Activos Circulantes | | | Provisiones a Corto Plazo | | |
| | | | Otros Pasivos a Corto Plazo | 830 | 830 |
| Total de Activos Circulantes | 41,218,311 | 35,484,038 | Total de Pasivos Circulantes | 18,651,672 | 29,038,591 |
| Activo No Circulante | | | Pasivo No Circulante | | |
| Inversiones Financieras a Largo Plazo | | | Cuentas por Pagar a Largo Plazo | | |
| Derechos a Recibir Efectivo o Equivalentes a Largo Plazo | | | Documentos por Pagar a Largo Plazo | | |
| Bienes Inmuebles, Infraestructura y Construcciones en Proceso | 140,847,579 | 71,257,041 | Deuda Pública a Largo Plazo | | |
| Bienes Muebles | 48,536,348 | 44,919,748 | Pasivos Diferidos a Largo Plazo | 0 | 0 |
| Activos Intangibles | 3,390,422 | 2,234,914 | Fondos y Bienes de Terceros en Garantía y/o en Administración a Largo Plazo | | |
| Depreciación, Deterioro y Amortización Acumulada de Bienes | | | Provisiones a Largo Plazo | | |
| Activos Diferidos | | | | | |
| Estimación por Pérdida o Deterioro de Activos no Circulantes | | | | | |
| Otros Activos no Circulantes | | | Total de Pasivos No Circulantes | 0 | 0 |
| | | | Total del Pasivo | 18,651,672 | 29,038,591 |
| Total de Activos No Circulantes | 192,774,348 | 118,411,703 | | | |
| Total del Activo | 233,992,659 | 153,895,741 | | | |

HACIENDA PÚBLICA/PATRIMONIO

Hacienda Pública/Patrimonio Contribuido

| | | |
|---|------------|------------|
| Aportaciones | 26,648,910 | 26,648,910 |
| Donaciones de Capital | | |
| Actualización de la Hacienda Pública/Patrimonio | | |

Hacienda Pública/Patrimonio Generado

| | | |
|--|------------|------------|
| Resultados del Ejercicio (Ahorro/ Desahorro) | 90,483,836 | 80,604,507 |
| Resultados de Ejercicios Anteriores | 99,983,398 | 19,378,890 |
| Revalúos | | |
| Reservas | | |
| Rectificaciones de Resultados de Ejercicios Anteriores | -1,775,157 | -1,775,157 |

Exceso o Insuficiencia en la Actualización de la Hacienda Pública/Patrimonio

| | | |
|---|--|--|
| Resultado por Posición Monetaria | | |
| Resultado por Tenencia de Activos no Monetarios | | |

Total Hacienda Pública/Patrimonio **215,340,986** **124,857,150**

Total del Pasivo y Hacienda Pública/Patrimonio **233,992,659** **153,895,741**

M.V.Z. JOSE RAMON TORRES GARCIA
PRESIDENTE MUNICIPAL

LIC. ULISSES LEDEZMA SALAZAR
SINDICO MUNICIPAL

C.P. HORACIO BALDERAS AVALOS
TESORERO MUNICIPAL

C. ALFREDO LIMON ROBLES
REGIDOR DE HACIENDA



H. AYUNTAMIENTO DE RIOVERDE S.L.P.
Estado de Variación en la Hacienda Pública
Del 1 de enero al 31 de diciembre de 2015

| Concepto | Hacienda Pública / Patrimonio | | Ajustes por Cambios de Valor | Total |
|--|-----------------------------------|------------------------|------------------------------|-------------|
| | Generado de Ejercicios Anteriores | Generado del Ejercicio | | |
| Rectificaciones Resultado de Ejercicios Anteriores | -1,775,157 | | | -1,775,157 |
| Patrimonio Neto Inicial Ajustado del Ejercicio | 26,648,910 | | | 26,648,910 |
| Aportaciones | 26,648,910 | | | 26,648,910 |
| Donaciones de capital | | | | |
| Actualizaciones de la Hacienda Pública/Patrimonio | | | | |
| Variaciones de la Hacienda Pública/Patrimonio Neto del Ejercicio | 19,378,890 | 80,604,507 | | 99,983,397 |
| Resultado del Ejercicio: Ahorro/Desahorro | 0 | 80,604,507 | | 80,604,507 |
| Resultado de Ejercicios Anteriores | 19,378,890 | 0 | | 19,378,890 |
| Revalúos | 0 | 0 | | 0 |
| Reservas | 0 | 0 | | 0 |
| Hacienda Pública / Patrimonio Neto Final del Ejercicio 2014 | 19,378,890 | 80,604,507 | | 99,983,397 |
| Cambios en la Hacienda Pública / Patrimonio Neto del Ejercicio 2015 | 0 | 0 | | 0 |
| Aportaciones | 0 | 0 | | 0 |
| Donaciones de Capital | 0 | 0 | | 0 |
| Actualización de la Hacienda Pública/Patrimonio | 0 | 0 | | 0 |
| Variaciones de la Hacienda Pública / Patrimonio Neto del Ejercicio | 99,983,398 | 90,483,836 | | 190,467,233 |
| Resultados del Ejercicio (Ahorro/Desahorro) | 0 | 90,483,836 | | 90,483,836 |
| Resultados de Ejercicios Anteriores | 99,983,398 | 0 | | 99,983,398 |
| Revalúos | 0 | 0 | | 0 |
| Reservas | 0 | 0 | | 0 |
| Saldo Neto en la Hacienda Pública / Patrimonio 2015 | 124,857,151 | 90,483,836 | | 215,340,986 |

C.P. HORACIO BALDERAS AVALOS
TESORERO MUNICIPAL

C. ALFREDO LIMÓN ROBLES
REGIDOR DE HACIENDA

M.V.Z. JOSE RAMÓN TORRES GARCÍA
PRESIDENTE MUNICIPAL

LIC. ULISES LEDEZMA SALAZAR
SINDICO MUNICIPAL



Municipio de Rioverde, S.L.P.
Estado de Cambios en la Situación Financiera

Del 2014 al 2015


| | Origen (2015-2014) | Aplicación |
|---|-----------------------|------------|
| ACTIVO | - | + |
| Activo Circulante | | |
| Efectivo y Equivalentes | 0 | 9,222,881 |
| Derechos a Recibir Efectivo o Equivalentes | 3,494,865 | 0 |
| Derechos a Recibir Bienes o Servicios | 0 | 6,257 |
| Inventarios | 0 | 0 |
| Almacenes | 0 | 0 |
| Estimación por Pérdida o Deterioro de Activos Circulantes | 0 | 0 |
| Otros Activos Circulantes | 0 | 0 |
| Activo No Circulante | | |
| Inversiones Financieras a Largo Plazo | 0 | 0 |
| Derechos a Recibir Efectivo o Equivalentes a Largo Plazo | 0 | 0 |
| Bienes inmuebles, Infraestructura y Construcciones en Proceso | 0 | 69,590,538 |
| Bienes Muebles | 0 | 3,616,599 |
| Activos Intangibles | 0 | 1,155,508 |
| Depreciación, Deterioro y Amortización Acumulada de Bienes | 0 | 0 |
| Activos Diferidos | 0 | 0 |
| Estimación por Pérdida o Deterioro de Activos no Circulantes | 0 | 0 |
| Otros Activos no Circulantes | 0 | 0 |
| | (2015-2014) | |
| PASIVO | + | - |
| Pasivo Circulante | | |
| Cuentas por Pagar a Corto Plazo | 0 | 10,506,918 |
| Documentos por Pagar a Corto Plazo | 0 | 0 |
| Porción a Corto Plazo de la Deuda Pública a Largo Plazo | 0 | 0 |
| Títulos y Valores a Corto Plazo | 0 | 0 |
| Pasivos Diferidos a Corto Plazo | 0 | 0 |
| Fondos y Bienes de Terceros en Garantía y/o Administración a Corto Plazo | 120,000 | 0 |
| Provisiones a Corto Plazo | 0 | 0 |
| Otros Pasivos a Corto Plazo | 0 | 0 |
| Pasivo No Circulante | | |
| Cuentas por Pagar a Largo Plazo | 0 | 0 |
| Documentos por Pagar a Largo Plazo | 0 | 0 |
| Deuda Pública a Largo Plazo | 0 | 0 |
| Pasivos Diferidos a Largo Plazo | 0 | 0 |
| Fondos y Bienes de Terceros en Garantía y/o en Administración a Largo Plazo | 0 | 0 |
| Provisiones a Largo Plazo | 0 | 0 |
| | | |
| HACIENDA PUBLICA/PATRIMONIO | | |
| Hacienda Pública/Patrimonio Contribuido | | |
| Aportaciones | 0 | 0 |
| Donaciones de Capital | 0 | 0 |
| Actualización de la Hacienda Pública/Patrimonio | 0 | 0 |
| Hacienda Pública/Patrimonio Generado | | |
| Resultados del Ejercicio (Ahorro/ Desahorro) | 9,879,329 | 0 |
| Resultados de Ejercicios Anteriores | 80,604,507 | 0 |
| Revalúos | 0 | 0 |
| Reservas | 0 | 0 |





Municipio de Rioverde, S.L.P.
Estado de Cambios en la Situación Financiera


Del 2014 al 2015

| | Origen (2015-2014) | Aplicación |
|--|-----------------------|------------|
| Rectificaciones de Resultados de Ejercicios Anteriores | 0 | 0 |
| Exceso o Insuficiencia en la Actualización de la Hacienda Pública/Patrimonio | 94,098,701 | 94,098,701 |
| Resultado por Posición Monetaria | | |
| Resultado por Tenencia de Activos no Monetarios | | |


M.V.Z. JOSE RAMON TORRES GARCÍA
PRESIDENTE MUNICIPAL


C.P. HORACIO BALDERAS AVALOS
TESORERO MUNICIPAL


LIC. ULISSES LEDEZMA SALAZAR
SINDICO MUNICIPAL


C. ALFREDO LIMON ROBLES
REGIDOR DE HACIENDA

H. AYUNTAMIENTO DE RIOVERDE S.L.P.

NOTAS A LOS ESTADOS FINANCIEROS AL 31 DE DICIEMBRE DE 2015

NOTAS DE DESGLOSE

1) NOTAS AL ESTADO DE SITUACIÓN FINANCIERA

Activo

Efectivo y Equivalentes

1. El efectivo está constituido por el saldo en caja, bancos y depósitos en garantía del Municipio, los cuales se conforman de la siguiente manera

| Concepto | Importe |
|-----------------------|------------------|
| Caja | \$ 232.38 |
| Bancos | 33,231,365.68 |
| Depósitos en Garantía | 219,406.57 |
| Total | \$ 33,451,004.63 |

Derechos a recibir Efectivo y Equivalentes y Bienes o Servicios a Recibir

2. En los Derechos a recibir a favor del Municipio se incluyen las cuentas por cobrar, los deudores diversos, los ingresos por recuperar, préstamos otorgados y otros derechos a recibir, dentro de los cuales podemos observar que son saldos que se vienen arrastrando de ejercicios anteriores ya que teníamos un saldo de \$6,686,377.75 al iniciar el ejercicio mismo que se redujo a la cantidad de \$6,638,165.21 disminuyendo por lo tanto en \$48,212.54

Bienes Disponibles para su Transformación o Consumo (inventarios)

3. No existen bienes disponibles para su transformación o consumo en el ejercicio 2015.
4. En cuanto a la cuenta de Almacén se viene arrastrando un saldo de \$390,512 de ejercicios anteriores, mismo que está conformado por papelería y material eléctrico que se utiliza para cumplir con las diferentes necesidades del Municipio

Inversiones Financieras

5. No existen inversiones financieras en el ejercicio 2015.

Bienes Muebles, Inmuebles e Intangibles

6. Respecto a los Bienes Muebles, Inmuebles e Intangibles del Municipio iniciamos el año con un saldo de \$125,743,945.80 y lo cerramos al 31 de Diciembre de 2015 con un total de \$140,847,578.54 integrado de la siguiente manera:

| Concepto | Importe |
|---|-------------------|
| Terrenos | \$ 1,853,368.23 |
| Viviendas | 4,124,546.40 |
| Construcciones en Proceso en Bienes Dominio Público | 131,590,631.20 |
| Construcciones en Proceso en Bienes Propios | 3,279,032.71 |
| Total de Bienes Muebles, Inmuebles e Intangibles | \$ 140,847,578.54 |

Estimaciones y Deterioros

7. En el ejercicio 2015 no se han contemplado estimaciones para cuentas incobrables y deterioros al cierre del ejercicio

Otros Activos

8. No se cuenta con otros activos al cierre del ejercicio.

Pasivo

- 1 En cuanto al pasivo a corto plazo está integrado por un saldo de \$18,420,842.43 del cual se hace referencia que viene integrado por un saldo de ejercicios anteriores de \$13,658,984.08 y el resto se conforma de la siguiente manera

| Concepto | Importe |
|-----------------------------------|------------------------|
| Servicios personales por pagar | \$ 245,579.36 |
| Prov. Por pagar a corto plazo | 2,451,832.58 |
| Contratistas por obra | 2,706,277.47 |
| Participaciones y aportaciones | -25,447.82 |
| Transferencias otorgadas | 111,187.00 |
| Retenciones y Contribuciones | 11,098,436.00 |
| Otras cuentas por pagar | 1,832,977.84 |
| Total Pasivo a Corto Plazo | \$18,420,842.43 |

Es importante hacer mención que el 80% de las Retenciones y Contribuciones por pagar son saldos de ejercicios anteriores, así como los servicios personales y las otras cuentas por pagar.

- 2 En relación con los fondos y bienes de Terceros en Garantía y/o Administración a corto plazo presenta un saldo de \$230,000 mismos que son relativos a los pagos del caso de Margarito Ortiz.
- 3 El monto de los Otros pasivos a Corto plazo viene de saldo de ejercicios anteriores y es por un importe de \$830 pesos.

II) NOTAS AL ESTADO DE ACTIVIDADES

Ingresos de Gestión

1. La mayor parte de los Ingresos del Municipio está conformada por las Participaciones y Aportaciones que recibimos del Gobierno del Estado, mismas que en este ejercicio ascienden a la cantidad de \$222,373,744 pesos las cuales representan un 81% de la totalidad de los Ingresos, y el otro 19% está integrado por los Ingresos de Gestión, los cuales hacen referencia a los Impuestos, las contribuciones de mejoras, derechos, productos y aprovechamientos de tipo corriente, mismos que en este ejercicio suman \$50,267,916 pesos.
- 2 En cuanto a los Otros Ingresos y Beneficios representan solo el 0.09% del ingreso total del ejercicio y se refieren a los Intereses Financieros generados en el ejercicio en las cuentas bancarias del Municipio.

Gastos y Otras Pérdidas:

1. Los gastos más representativos del Ayuntamiento son los gastos de funcionamiento del mismo, destacando que estos representan el 97% del gasto total, siendo los Servicios Personales los que integran el 63% de este total.

III) NOTAS AL ESTADO DE VARIACIÓN EN LA HACIENDA PÚBLICA

1. En el estado de Variación en la Hacienda Pública se refleja el ahorro que se tuvo en el ejercicio 2015 de \$90,483,836 y con el ahorro de ejercicios anteriores nos deja un saldo final de \$215,340,986 pesos, siendo significativo el ahorro del ejercicio.

IV) NOTAS AL ESTADO DE FLUJOS DE EFECTIVO

Efectivo y equivalentes

1. El saldo final que figuran en la última parte del Estado de Flujo de Efectivo en la cuenta de efectivo y equivalentes es como sigue:

| | 2015 | 2014 |
|----------------------------------|-------------|-------------|
| Total de Efectivo y Equivalentes | 128,379,163 | 116,636,345 |

V) CONCILIACIÓN ENTRE LOS INGRESOS PRESUPUESTARIOS Y CONTABLES, ASÍ COMO ENTRE LOS EGRESOS PRESUPUESTARIOS Y LOS GASTOS CONTABLES

En relación a los ingresos presupuestarios con respecto a los ingresos contables se registra un incremento de \$ 27,182,187.14 y así mismo se muestra el ahorro que se tuvo en cuanto al presupuesto de egresos y los gastos contables registrados en el ejercicio, lo cual se especifica más a detalle en los Presupuestos de Ingresos y Egresos presentados ante el Consejo.

NOTAS DE MEMORIA (CUENTAS DE ORDEN)

Dentro de las cuentas de orden del Ayuntamiento cabe hacer mención que se cumple con las disposiciones del CONAC en donde el sistema de control presupuestario CLIP con el que se cumple con las normas del mismo ente, nos maneja automáticamente las cuentas de orden presupuestario en donde nos reflejan los momentos contables a los que están sujetos todos los ingresos y egresos propios de las actividades diarias de Municipio.

NOTAS DE GESTIÓN ADMINISTRATIVA

1. Introducción

Los Estados Financieros del H. Ayuntamiento de Rioverde S.L.P., proveen de información financiera a los principales usuarios de la misma, al Congreso y a los ciudadanos.

El objetivo de estos Estados Financieros es la revelación del contexto y de los aspectos económicos-financieros más relevantes que influyeron en las decisiones del periodo, y que deberán ser considerados en la elaboración de los mismos para la mayor comprensión de ellos y sus particularidades.

De esta manera, se informa y explica la respuesta del gobierno a las condiciones relacionadas con la información financiera de cada periodo de gestión, además, de exponer aquellas políticas que podrían afectar la toma de decisiones en periodos posteriores.

En la preparación de los Estados Financieros se cumple con la normatividad emitida por el CONAC y las disposiciones legales aplicables al Ayuntamiento, así como con las disposiciones que también nos exige la Auditoría Superior del Estado.

De igual manera se tiene implementado el Sistema de Control Presupuestario CLIP con el cual damos cumplimiento a las normas del CONAC y así mismo nos permite llevar el control de los presupuestos de Ingresos y Egresos que se presentan ante el Congreso.

"Bajo protesta de decir verdad declaramos que los Estados Financieros y sus notas, son razonablemente correctos y son responsabilidad del emisor, lo anterior, no será aplicable para la información contable consolidada

M.V.Z. JOSE RAJÓN TORRES GARCÍA
PRESIDENTE MUNICIPAL

C.P. HORACIO BALDERAS AVALOS
TESORERO MUNICIPAL


LIC. ULISSES LEDEZMA SALAZAR
SINDICO MUNICIPAL

C. ALFREDO LIMÓN ROBLES
REGIDOR DE HACIENDA




Municipio de Rioverde, S.L.P.
Estado Analítico del Activo
Del 1 de enero al 31 de diciembre

| Concepto | Saldo Inicial 1 | Cargos del Periodo 2 | Abonos del Periodo 3 | Saldo Final 4 (1+2-3) | Variación del Periodo (4-1) |
|---|--------------------|----------------------------|----------------------------|--------------------------|-----------------------------------|
| ACTIVO | | | | | |
| Activo Circulante | | | | | |
| Efectivo y Equivalentes | 24,228,124 | 616,373,523 | 607,150,643 | 33,451,005 | 9,222,881 |
| Derechos a Recibir Efectivo o Equivalentes | 10,133,030 | 7,101,142 | 10,596,008 | 6,638,165 | -3,494,865 |
| Derechos a Recibir Bienes o Servicios | 732,372 | 531,836 | 525,579 | 738,629 | 6,257 |
| Inventarios | | | | | |
| Almacenes | 390,512 | 0 | 0 | 390,512 | 0 |
| Estimación por Pérdida o Deterioro de Activos Circulantes | | | | | |
| Otros Activos Circulantes | | | | | |
| Activo No Circulante | | | | | |
| Inversiones Financieras a Largo Plazo | | | | | |
| Derechos a Recibir Efectivo o Equivalentes a Largo Plazo | | | | | |
| Bienes Inmuebles, Infraestructura y Construcciones en Proceso | 71,257,041 | 69,590,537 | 0 | 140,847,578 | 69,590,537 |
| Bienes Muebles | 44,919,748 | 3,616,600 | 0 | 48,536,348 | 3,616,600 |
| Activos Intangibles | 2,234,914 | 1,155,508 | 0 | 3,390,422 | 1,155,508 |
| Depreciación, Deterioro y Amortización Acumulada de Bienes | | | | | |
| Activos Diferidos | | | | | |
| Estimación por Pérdida o Deterioro de Activos no Circulantes | | | | | |
| Otros Activos no Circulantes | | | | | |


M.V.Z. JOSE CAMON TORRES GARCÍA
PRESIDENTE MUNICIPAL


C.P. HORACIO BALDERAS AVALOS
TESORERO MUNICIPAL


LIC. ULISES LEDEZMA SALAZAR
SINDICO MUNICIPAL


C. ALFREDO LIMON ROBLES
REGIDOR DE HACIENDA




Municipio de Rioverde, S.L.P.
Estado de Actividades
Del 1 de enero al 31 de diciembre de 2015

| | <u>2015</u> | <u>%</u> | <u>2014</u> | <u>%</u> |
|--|--------------------|---------------|--------------------|---------------|
| INGRESOS Y OTROS BENEFICIOS | | | | |
| Ingresos de la Gestión: | 50,267,916 | 18.39 | 54,564,082 | 18.69 |
| Impuestos | 8,937,951 | 3.27 | 8,909,087 | 3.05 |
| Cuotas y Aportaciones de Seguridad Social | | | | |
| Contribuciones de Mejoras | 22,556,993 | 8.25 | 28,976,351 | 9.92 |
| Derechos | 9,033,228 | 3.30 | 9,327,419 | 3.19 |
| Productos de Tipo Corriente | 2,082,014 | 0.76 | 1,933,179 | 0.66 |
| Aprovechamientos de Tipo Corriente | 7,657,731 | 2.80 | 5,418,046 | 1.86 |
| Ingresos por Venta de Bienes y Servicios | | | | |
| Ingresos no Comprendidos en las Fracciones de la Ley de Ingresos Causados en Ejercicios Fiscales Anteriores Pendientes de Liquidación o Pago | | | | |
| Participaciones, Aportaciones, Transferencias, Asignaciones, Subsidios y Otras Ayudas | 222,847,515 | 81.52 | 237,246,335 | 81.26 |
| Participaciones y Aportaciones | 222,373,744 | 81.35 | 234,913,164 | 80.46 |
| Transferencia, Asignaciones, Subsidios y Otras Ayudas | 473,771 | 0.17 | 2,333,171 | 0.80 |
| Otros Ingresos y Beneficios | 246,758 | 0.09 | 159,701 | 0.05 |
| Ingresos Financieros | 246,758 | 0.09 | 159,692 | 0.05 |
| Incremento por Variación de Inventarios | | | | |
| Disminución del Exceso de Estimaciones por Pérdida o Deterioro u Obsolescencia | | | | |
| Disminución del Exceso de Provisiones | | | | |
| Otros Ingresos y Beneficios Varios | | | 9 | 0.00 |
| Total de Ingresos y Otros Beneficios | 273,362,189 | 100.00 | 291,970,118 | 100.00 |
| GASTOS Y OTRAS PÉRDIDAS | | | | |
| Gastos de Funcionamiento | 143,065,904 | 97.68 | 149,934,064 | 51.35 |
| Servicios Personales | 93,301,306 | 63.70 | 98,167,247 | 33.62 |
| Materiales y Suministros | 15,207,163 | 10.38 | 21,858,043 | 7.49 |
| Servicios Generales | 34,557,436 | 23.59 | 29,908,774 | 10.24 |
| Transferencia, Asignaciones, Subsidios y Otras Ayudas | 25,065,247 | 17.11 | 29,764,589 | 10.19 |
| Transferencias Internas y Asignaciones al Sector Público | 9,128,360 | 6.23 | 9,110,377 | 3.12 |
| Transferencias al Resto del Sector Público | | | | |
| Subsidios y Subvenciones | 3,070,419 | 2.10 | 3,816,478 | 1.31 |
| Ayudas Sociales | 7,948,193 | 5.43 | 12,342,258 | 4.23 |
| Pensiones y Jubilaciones | 4,918,274 | 3.36 | 4,495,476 | 1.54 |
| Transferencias a Fideicomisos, Mandatos y Contratos Análogos | | | | |
| Transferencias a la Seguridad Social | | | | |
| Donativos | | | | |
| Transferencias al Exterior | | | | |
| Participaciones y Aportaciones | 1,080,000 | 0.74 | 15,108,100 | 5.17 |
| Participaciones | | | | |
| Aportaciones | | | | |
| Convenios | 1,080,000 | 0.74 | 15,108,100 | 5.17 |
| Intereses, Comisiones y Otros Gastos de la Deuda Pública | | | | |
| Intereses de la Deuda Pública | | | | |
| Comisiones de la Deuda Pública | | | | |
| Gastos de la Deuda Pública | | | | |
| Costo por Coberturas | | | | |
| Apoyos Financieros | | | | |





Municipio de Rioverde, S.L.P.
Estado de Actividades
Del 1 de enero al 31 de diciembre de 2015

| | <u>2015</u> | <u>%</u> | <u>2014</u> | <u>%</u> |
|---|--------------------|---------------|--------------------|--------------|
| Otros Gastos y Pérdidas Extraordinarias | 13,667,202 | 9.33 | 16,558,856 | 5.67 |
| Estimaciones, Depreciaciones, Deterioros, Obsolescencia y Amortizaciones | | | | |
| Provisiones | | | | |
| Disminución de Inventarios | | | | |
| Aumento por Insuficiencia de Estimaciones por Pérdida o Deterioro y Obsolescencia | | | | |
| Aumento por Insuficiencia de Provisiones | | | | |
| Otros Gastos | 13,667,202 | 9.33 | 16,558,856 | 5.67 |
| Inversión Pública | | | | |
| Inversión Pública no Capitalizable | | | | |
| Total de Gastos y Otras Pérdidas | 182,878,353 | 124.86 | 211,365,609 | 72.39 |
| Resultados del Ejercicio (Ahorro/Desahorro) | 90,483,836 | -24.86 | 80,604,509 | 27.61 |


M.V.Z. JOSE RAMON TORRES GARCIA
PRESIDENTE MUNICIPAL


LIC. ULISSES LEDEZMA SALAZAR
SINDICO MUNICIPAL


C.P. HORACIO BALDERAS AVALOS
TESORERO MUNICIPAL


C. ALFREDO LIMON ROBLES
REGIDOR DE HACIENDA



Municipio de Rioverde, S.L.P.
Estado de Flujos de Efectivo
Del 2014 al 2015

| Concepto | 2014 | 2015 |
|--|--------------------|--------------------|
| Flujos de Efectivo de las Actividades de Operación | | |
| Origen | 291,970,117 | 273,362,190 |
| Impuestos | 8,909,087 | 8,937,951 |
| Cuotas y Aportaciones de Seguridad Social | 0 | 0 |
| Contribuciones de mejoras | 28,976,351 | 22,556,993 |
| Derechos | 9,327,419 | 9,033,228 |
| Productos de Tipo Corriente | 1,933,179 | 2,082,014 |
| Aprovechamientos de Tipo Corriente | 5,418,046 | 7,657,731 |
| Ingresos por Venta de Bienes y Servicios | 0 | 0 |
| Ingresos no Comprendidos en las Fracciones de la Ley de Ingresos Causados en Ejercicios Fiscales Anteriores Pendientes de Liquidación o Pago | 0 | 0 |
| Participaciones y Aportaciones | 234,913,164 | 222,373,744 |
| Transferencias, Asignaciones y Subsidios y Otras Ayudas | 2,333,171 | 473,771 |
| Otros Origenes de Operación | 159,700 | 246,758 |
| Aplicación | 194,806,753 | 169,211,151 |
| Servicios Personales | 98,167,247 | 93,301,306 |
| Materiales y Suministros | 21,858,043 | 15,207,163 |
| Servicios Generales | 29,908,774 | 34,557,436 |
| Transferencias Internas y Asignaciones al Sector Público | 9,110,377 | 9,128,360 |
| Transferencias al resto del Sector Público | 0 | 0 |
| Subsidios y Subvenciones | 3,816,478 | 3,070,419 |
| Ayudas Sociales | 12,342,258 | 7,948,193 |
| Pensiones y Jubilaciones | 4,495,476 | 4,918,274 |
| Transferencias a Fideicomisos, Mandatos y Contratos Análogos | 0 | 0 |
| Transferencias a la Seguridad Social | 0 | 0 |
| Donativos | 0 | 0 |
| Transferencias al Exterior | 0 | 0 |
| Participaciones | 0 | 0 |
| Aportaciones | 0 | 0 |
| Convenios | 15,108,100 | 1,080,000 |
| Otras Aplicaciones de Operación | | |
| Flujos Netos de Efectivo por Actividades de Operación | 97,163,364 | 104,151,039 |
| Flujos de Efectivo de las Actividades de Inversión | | |
| Origen | 0 | 0 |
| Bienes Inmuebles, Infraestructura y Construcciones en Proceso | 0 | 0 |
| Bienes Muebles | 0 | 0 |
| Otros Origenes de Inversión | 0 | 0 |
| Aplicación | 0 | 0 |
| Bienes Inmuebles, Infraestructura y Construcciones en Proceso | 0 | 0 |
| Bienes Muebles | 0 | 0 |
| Otras Aplicaciones de Inversión | 0 | 0 |
| Flujos Netos de Efectivo por Actividades de Inversión | 0 | 0 |
| Flujo de Efectivo de las Actividades de Financiamiento | | |
| Origen | 0 | 0 |
| Endeudamiento Neto | 0 | 0 |
| Interno | 0 | 0 |
| Externo | 0 | 0 |
| Otros Origenes de Financiamiento | 0 | 0 |



H. AYUNTAMIENTO DE RIOVERDE S.L.P.
BALANZA DE COMPROBACION DEL 01 DE ENERO AL 31 DE DICIEMBRE DE 2015

| Cuenta | Nombre | Saldos Iniciales | | Cargos | Abonos | Saldos Actuales | |
|--------------------------------|--|------------------|----------------|------------------|------------------|-----------------|----------------|
| | | Deudor | Acreedor | | | Deudor | Acreedor |
| '11100-0000-00-00-00-0000-0000 | EFFECTIVO Y EQUIVALENTES | 24,228,123.76 | 0.00 | 616,373,523.49 | 607,150,842.62 | 33,451,004.63 | |
| '11200-0000-00-00-00-0000-0000 | DERECHOS A RECIBIR EFECTIVO O EQUIVALENTES | 10,133,030.41 | 0.00 | 7,101,142.34 | 10,596,007.54 | 6,638,165.21 | |
| '11300-0000-00-00-00-0000-0000 | DERECHOS A RECIBIR BIENES O SERVICIOS | 732,372.08 | 0.00 | 531,835.76 | 528,578.76 | 738,629.07 | |
| '11500-0000-00-00-00-0000-0000 | ALMACENES | 390,511.87 | 0.00 | 0.00 | 0.00 | 390,511.87 | |
| '12300-0000-00-00-00-0000-0000 | Bienes Inmuebles, Infraestructura y Construcciones | 71,257,040.96 | 0.00 | 69,590,537.58 | 0.00 | 140,847,578.54 | |
| '12400-0000-00-00-00-0000-0000 | Bienes Muebles | 44,919,747.94 | 0.00 | 3,616,599.94 | 0.00 | 48,536,347.88 | |
| '12500-0000-00-00-00-0000-0000 | Activos Intangibles | 2,234,914.08 | 0.00 | 1,155,507.62 | 0.00 | 3,390,421.70 | |
| '21100-0000-00-00-00-0000-0000 | PASIVO CORTO PLAZO | 28,927,760.53 | 110,000.00 | 226,223,458.95 | 215,716,540.65 | 18,420,842.43 | |
| '21600-0000-00-00-00-0000-0000 | FONDOS Y BIENES DE TERCEROS EN GARANTÍA Y/O AD | 110,000.00 | 0.00 | 0.00 | 120,000.00 | 230,000.00 | |
| '21900-0000-00-00-00-0000-0000 | OTROS PASIVOS A CORTO PLAZO | 829.78 | 0.00 | 0.00 | 0.00 | 829.78 | |
| '22400-0000-00-00-00-0000-0000 | PASIVOS DIFERIDOS A LARGO PLAZO | 0.08 | 0.00 | 0.00 | 0.00 | 0.08 | |
| '32000-0101-00-00-00-0000-0000 | PATRIMONIO INICIAL | 30,779.84 | 0.00 | 0.00 | 0.00 | 30,779.84 | |
| '32000-0102-00-00-00-0000-0000 | MODIFICACION PATRIMONIAL | 0.00 | 0.00 | 0.00 | 0.00 | 0.00 | |
| '32000-0200-00-00-00-0000-0000 | PATRIMONIO ADQUIRIDO R33 | 2,906,401.40 | 0.00 | 0.00 | 0.00 | 2,906,401.40 | |
| '32200-0000-00-00-00-0000-0000 | RESULTADOS DE EJERCICIOS ANTERIORES | 23,711,728.62 | 0.00 | 0.00 | 0.00 | 23,711,728.62 | |
| '32500-0000-00-00-00-0000-0000 | RECTIFICACIONES DE RESULTADOS DE EJERCICIOS AN | 99,983,397.52 | 0.00 | 0.00 | 0.00 | 99,983,397.52 | |
| '41100-0000-00-00-00-0000-0000 | IMPUESTOS | -1,775,156.67 | 0.00 | 0.00 | 0.00 | -1,775,156.67 | |
| '41300-0000-00-00-00-0000-0000 | CONTRIBUCIONES DE MEJORAS | 0.00 | 0.00 | 0.00 | 8,937,951.38 | 8,937,951.38 | |
| '41400-0000-00-00-00-0000-0000 | DERECHOS | 0.00 | 0.00 | 0.00 | 22,556,992.51 | 22,556,992.51 | |
| '41500-0000-00-00-00-0000-0000 | PRODUCTOS DE TIPO CORRIENTE | 0.00 | 0.00 | 0.00 | 9,033,228.07 | 9,033,228.07 | |
| '41600-0000-00-00-00-0000-0000 | APROVECHAMIENTOS DE TIPO CORRIENTE | 0.00 | 0.00 | 0.00 | 2,082,013.52 | 2,082,013.52 | |
| '42100-0000-00-00-00-0000-0000 | PARTICIPACIONES Y APORTACIONES | 0.00 | 0.00 | 0.00 | 7,657,730.65 | 7,657,730.65 | |
| '42200-0000-00-00-00-0000-0000 | TRANSFERENCIAS, ASIGNACIONES, SUBSIDIOS Y OTRA | 0.00 | 0.00 | 0.00 | 222,373,744.09 | 222,373,744.09 | |
| '43100-0000-00-00-00-0000-0000 | INGRESOS FINANCIEROS | 0.00 | 0.00 | 0.00 | 473,771.00 | 473,771.00 | |
| '51100-0000-00-00-00-0000-0000 | SERVICIOS PERSONALES | 0.00 | 0.00 | 93,308,202.69 | 246,757.72 | 93,301,305.87 | |
| '51200-0000-00-00-00-0000-0000 | MATERIALES Y SUMINISTROS | 0.00 | 0.00 | 15,207,162.71 | 6,896.82 | 15,207,162.71 | |
| '51300-0000-00-00-00-0000-0000 | SERVICIOS GENERALES | 0.00 | 0.00 | 34,557,435.75 | 0.00 | 34,557,435.75 | |
| '52100-0000-00-00-00-0000-0000 | TRANSFERENCIAS INTERNAS Y ASIGNACIONES AL SEC | 0.00 | 0.00 | 9,128,360.19 | 0.00 | 9,128,360.19 | |
| '52300-0000-00-00-00-0000-0000 | SUBSIDIOS Y SUBVENCIONES | 0.00 | 0.00 | 3,070,419.30 | 0.00 | 3,070,419.30 | |
| '52400-0000-00-00-00-0000-0000 | AYUDAS SOCIALES | 0.00 | 0.00 | 7,948,193.41 | 0.00 | 7,948,193.41 | |
| '52500-0000-00-00-00-0000-0000 | PENSIONES Y JUBILACIONES | 0.00 | 0.00 | 4,918,273.85 | 0.00 | 4,918,273.85 | |
| '53300-0000-00-00-00-0000-0000 | CONVENIOS | 0.00 | 0.00 | 1,080,000.00 | 0.00 | 1,080,000.00 | |
| '55900-0000-00-00-00-0000-0000 | OTROS GASTOS | 0.00 | 0.00 | 13,673,433.16 | 6,231.00 | 13,667,202.16 | |
| | Sumas Iguales | 153,895,741.10 | 153,895,741.10 | 1,111,484,086.73 | 1,111,484,086.73 | 416,871,012.14 | 416,871,012.14 |

[Signature]
C.P. HORACIO VALDEBAS AVALOS
TESORERO MUNICIPAL

[Signature]
M V Z. JOSE RAMON TORRES GARCIA
PRESIDENTE MUNICIPAL

[Signature]
LIC. ULISES LEDEZMA SALAZAR
SINDICO MUNICIPAL

| Cuenta | Nombre | Saldos Iniciales | | Cargos | Abonos | Saldos Actuales | |
|--------------------|----------------------------|------------------|-----------|---------------|---------------|-----------------|---------------|
| | | Deudor | Acreeedor | | | Deudor | Acreeedor |
| 11110-0102-02-00.. | GOBERNACION | 20,126.38 | | 0.00 | 20,000.00 | | 126.38 |
| 11110-0102-08-00.. | SALUD | 106.00 | | 0.00 | 0.00 | | 106.00 |
| 11120-0101-01-00.. | BNT 836327375/TESO 12-15 | 30,472.73 | | 6,523.28 | 21,569.15 | | 45,508.60 |
| 11120-0101-03-00.. | BNT 0836327487 PREDIAL .. | 2,577.00 | | 0.00 | 0.00 | | 2,577.00 |
| 11120-0101-05-00.. | BNTE/084123543/DEL MPIO.. | 1,761.76 | | 0.00 | 0.00 | | 1,761.76 |
| 11120-0101-08-00.. | BNTE/870092202/N.B. SLP .. | 71.75 | | 0.00 | 0.00 | | 71.75 |
| 11120-0101-09-00.. | BNTE884001788 /CANCER .. | 4,692.64 | | 0.00 | 0.00 | | 4,692.64 |
| 11120-0101-10-00.. | BNTE 0254172601/BENEFI.. | 2,283.00 | | 0.00 | 0.00 | | 2,283.00 |
| 11120-0102-01-00.. | .. | 499.36 | | 0.00 | 0.00 | | 499.36 |
| 11120-0102-04-00.. | BNTE/654188033/ERIA | 11,362.63 | | 0.00 | 0.00 | | 11,362.63 |
| 11120-0102-06-00.. | BNTE/0650496477/PAVIME.. | 17,866.60 | | 2.88 | 0.00 | | 17,869.48 |
| 11120-0102-11-00.. | BNTE/0830009165/DEL MPI.. | 1,697.01 | | 0.00 | 0.00 | | 1,697.01 |
| 11120-0103-01-00.. | BANAMEX 7707257021 2010 | 1.00 | | 0.00 | 0.00 | | 1.00 |
| 11120-0104-01-00.. | BANCOMER/0163241769 | 24,444.18 | | 0.00 | 0.00 | | 24,444.18 |
| 11120-0105-01-00.. | BANORTE 273990196/TES.. | 2,463,503.30 | | 15,856,667.59 | 16,634,399.16 | | 1,685,771.73 |
| 11120-0105-03-00.. | BANORTE 273990208/PRE.. | 1,531,085.62 | | 698,750.57 | 1,000,000.00 | | 1,229,836.19 |
| 11120-0105-04-00.. | BANORTE 2739900217/SIN.. | 108,349.72 | | 21,104.13 | 0.00 | | 129,453.85 |
| 11120-0105-05-00.. | BNTE 290951206/FERIA 20.. | 910,137.48 | | 216,000.00 | 1,121,950.32 | | 4,187.16 |
| 11120-0200-01-01.. | BNTE 836327423/INFRA12 | 350,210.09 | | 0.00 | 0.00 | | 350,210.09 |
| 11120-0200-01-02.. | BNTE 850037540/INFRA13 | 809,506.16 | | 0.00 | 529,748.00 | | 279,758.16 |
| 11120-0200-01-02.. | BNTE 855141970/INFRA 20.. | 753,909.05 | | 1,064,963.66 | 742,024.42 | | 1,076,848.29 |
| 11120-0200-01-03.. | BNTE 273990235/INFRA 20.. | 23,871,080.10 | | 540,908.72 | 7,236,003.01 | | 17,175,985.81 |
| 11120-0200-05-01.. | SERFIN 65502200554/INFR.. | 2,028.19 | | 0.00 | 0.00 | | 2,028.19 |
| 11120-0300-01-01.. | BNTE0664716435/FORTA11 | 10,080.29 | | 0.00 | 0.00 | | 10,080.29 |
| 11120-0300-01-01.. | BANORTE/63107479-9/FOR.. | 25,086.47 | | 0.00 | 0.00 | | 25,086.47 |
| 11120-0300-01-02.. | BNTE 836327414/FORTA 20.. | 1,305.95 | | 0.00 | 0.00 | | 1,305.95 |
| 11120-0300-01-02.. | BNTE 850037559/FORTA 20.. | 807,510.73 | | 0.00 | 0.00 | | 807,510.73 |
| 11120-0300-01-02.. | BNTE0206701756/FORTAM.. | 202,726.26 | | 66.02 | 40,128.01 | | 162,664.27 |
| 11120-0300-01-02.. | BNTE 0254172852/FORTA 2.. | 529.22 | | 37,821.59 | 37,821.59 | | 529.22 |
| 11120-0300-01-03.. | BNTE 273990226/FORTA 15 | 304,285.37 | | 9,000,165.96 | 7,858,855.49 | | 1,445,595.84 |
| 11120-0300-04-01.. | BBVA 150538779/FORTA 20.. | 28,157.02 | | 0.00 | 0.00 | | 28,157.02 |
| 11120-0300-05-01.. | S.S.-2033538 FORTA 2007 | 4,189.33 | | 0.00 | 0.00 | | 4,189.33 |
| 11120-0400-01-01.. | BNTE 0510740117/HABITAT.. | 32,464.62 | | 0.00 | 0.00 | | 32,464.62 |
| 11120-0400-01-01.. | BNTE 541159396/HABITAT .. | 141,974.46 | | 45.94 | 0.00 | | 142,020.40 |
| 11120-0400-01-01.. | BNTE 0848123495/HABITAT.. | 85,758.51 | | 27.75 | 0.00 | | 85,786.26 |
| 11120-0400-01-01.. | BNTE 0884001685/ HABITA.. | 51,323.80 | | 16.61 | 0.00 | | 51,340.41 |
| 11120-0400-01-01.. | BNTE 233679981/HABITAT .. | 2,137.27 | | 0.00 | 0.00 | | 2,137.27 |
| 11120-0400-01-01.. | BNTE 0265119321/HABITAT.. | 361,705.76 | | 124.96 | 273,657.57 | | 88,173.15 |
| 11120-0400-02-01.. | BNTE0673111292/PREP 20.. | 1,918.35 | | 0.00 | 0.00 | | 1,918.35 |
| 11120-0400-02-01.. | BNTE 870092118/PREP 2013 | 58,986.73 | | 19.09 | 0.00 | | 59,005.82 |
| 11120-0400-02-01.. | BNTE 222433020/PREP 2014 | 12,699.03 | | 2.04 | 0.00 | | 12,701.07 |
| 11120-0400-03-01.. | BNTE 0808144515/PAVIME.. | 2,688.54 | | 1,705.20 | 452.40 | | 3,941.34 |
| 11120-0400-03-01.. | BNTE 0863136836/PAVIME.. | 6,425.94 | | 0.00 | 2,157.60 | | 4,268.34 |
| 11120-0400-03-01.. | BNTE0215884624/FOPAVE.. | 1,895.85 | | 0.00 | 0.00 | | 1,895.85 |
| 11120-0400-03-01.. | BNTE 0254172982/PAVIME.. | 4,936,707.92 | | 1,478.46 | 1,694,019.66 | | 3,244,166.72 |
| 11120-0400-04-01.. | BNTE 0863136966/RAMO 2.. | 427.38 | | 0.00 | 0.00 | | 427.38 |
| 11120-0400-05-01.. | BNTE 0698426627/SEGE 20.. | 11,675.89 | | 0.00 | 0.00 | | 11,675.89 |
| 11120-0400-05-01.. | BNTE 886317344/SEGE2013 | 4,351.24 | | 0.00 | 0.00 | | 4,351.24 |
| 11120-0400-05-01.. | BNTE 0245367478/SEGE 20.. | 403.04 | | 240,499.88 | 240,530.84 | | 474.00 |
| 11120-0400-06-01.. | SERFIN65502425210/SUBS.. | 659,373.88 | | 0.00 | 6,800.00 | | 652,573.88 |
| 11120-0400-06-02.. | BNTE8363272508/SUBSEM | 5,133.94 | | 0.00 | 0.00 | | 5,133.94 |
| 11120-0400-06-02.. | .. | 55,169.15 | | 0.00 | 0.00 | | 55,169.15 |
| 11120-0400-06-02.. | BNTE206701541/REMANEN.. | 60,204.68 | | 0.00 | 55,312.63 | | 4,892.05 |
| 11120-0400-06-02.. | BNTE 0265119143/SUBSEM.. | 3,586,773.42 | | 1,339.18 | 2,942,310.27 | | 645,802.33 |
| 11120-0400-06-02.. | BNTE 0265119152/SUBSEM.. | 1,156,092.33 | | 384.13 | 384,171.91 | | 772,304.55 |
| 11120-0400-07-01.. | BNTE0680290195/FEIS 2011 | 30,809.14 | | 0.00 | 0.00 | | 30,809.14 |
| 11120-0400-07-01.. | BNTE884001797/FEIS 2013 | 0.58 | | 0.00 | 0.00 | | 0.58 |
| 11120-0400-08-01.. | BNTE884001667/FAFEF 20.. | 2,064.66 | | 0.00 | 0.00 | | 2,064.66 |
| 11120-0400-08-01.. | BNTE886317492/FAFEF CO.. | 83,949.17 | | 26.98 | 0.00 | | 83,976.15 |
| 11120-0400-09-01.. | BNTE0659647508/VIVIEND.. | 153,164.46 | | 49.56 | 0.00 | | 153,214.02 |
| 11120-0400-09-01.. | BNTE 0254172898/VIVIEND.. | 1,698,340.87 | | 515.75 | 1,681,939.77 | | 16,916.85 |
| 11120-0400-10-01.. | BNTE 641159529/ REM T E.. | 314,962.26 | | 0.00 | 0.00 | | 314,962.26 |
| 11120-0400-12-01.. | BNTE 620346388/PISO FIR.. | 43,783.37 | | 0.00 | 0.00 | | 43,783.37 |
| 11120-0400-13-01.. | BNTE 825677001/INFRAES.. | 1,133.33 | | 0.00 | 0.00 | | 1,133.33 |
| 11120-0400-13-01.. | BNTE 0254172964/INFRAE.. | 509,678.66 | | 175.13 | 482,803.27 | | 27,050.52 |
| 11120-0400-14-01.. | BNTE0215884633/FONDO .. | 821,251.48 | | 156.42 | 785,162.93 | | 36,244.97 |
| 11120-0400-14-01.. | BNTE 0254172973/FONDO .. | 748,166.20 | | 258.29 | 675,509.77 | | 72,914.72 |

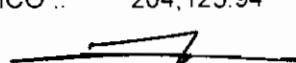
| Cuenta | Nombre | Saldos Iniciales | | Cargos | Abonos | Saldos Actuales | |
|--------------------|----------------------------|------------------|--------------|-----------|------------|-----------------|--------------|
| | | Deudor | Acreedor | | | Deudor | Acreedor |
| 11120-0400-16-01.. | BNTE 222433093/ CONTIN.. | | 37,516.04 | 6.02 | 0.00 | | 37,522.06 |
| 11120-0400-16-01.. | BNTE 290951158/CONT.EC.. | 1,451,624.07 | | 1,063.72 | 811.19 | | 1,451,876.60 |
| 11120-0400-17-14.. | BNTE 233680183/FAFEF -H.. | | 0.11 | 0.00 | 0.00 | | 0.11 |
| 11120-0400-18-14.. | BNTE 233680192/FUR 2014 | | 379.63 | 0.00 | 264.00 | | 115.63 |
| 11120-0400-19-14.. | BNTE 233679963/FISE 2014.. | | 0.13 | 0.00 | 0.00 | | 0.13 |
| 11120-0500-01-01.. | BANORTE/63831023-6 BEN.. | | 17,608.04 | 0.00 | 0.00 | | 17,608.04 |
| 11120-0500-02-01.. | BNTE0215884790/BENEF F.. | | 17,505.64 | 2.81 | 71.87 | | 17,436.58 |
| 11120-0500-02-01.. | BNTE0265119312/BENEF. F.. | | 643,089.30 | 219.76 | 643,089.30 | | 219.76 |
| 11120-0500-03-01.. | BNTE852998476/BEN INFR.. | | 1.00 | 0.00 | 0.00 | | 1.00 |
| 11120-0500-03-02.. | SERFIN65502574720/BEN I.. | | 17,866.08 | 0.00 | 0.00 | | 17,866.08 |
| 11120-0500-04-01.. | BNTE650496392/BEN HABI.. | | 284,666.51 | 0.00 | 0.00 | | 284,666.51 |
| 11130-0100-14-01.. | BNTE 0233680222/CREDIT.. | | 210,000.00 | 20,000.00 | 0.00 | | 230,000.00 |
| 11160-0101-01-00.. | NELIDA ORDAZ ZERMEÑO | | 16,000.00 | 0.00 | 0.00 | | 16,000.00 |
| 11160-0101-02-00.. | MA. LUISA GONZALEZ ME.. | | 5,000.00 | 0.00 | 0.00 | | 5,000.00 |
| 11160-0101-03-00.. | COMISION FEDERAL DE E.. | | 169,126.57 | 0.00 | 0.00 | | 169,126.57 |
| 11160-0101-04-00.. | SEDARH/CONV SRIA FINA.. | | 29,280.00 | 0.00 | 0.00 | | 29,280.00 |
| 11220-0101-01-01.. | C X C ISPT INFRA | | 578,901.74 | 0.00 | 0.00 | | 578,901.74 |
| 11220-0101-01-03.. | C X C RECARGOS ISPT IN.. | | -2,520.00 | 0.00 | 0.00 | | -2,520.00 |
| 11220-0101-01-04.. | C X C 10% RET.HON.INFRA | | 33,111.54 | 0.00 | 0.00 | | 33,111.54 |
| 11220-0101-02-01.. | C X C 10% RET.HON.FORTA | | 111,727.88 | 0.00 | 0.00 | | 111,727.88 |
| 11220-0101-02-04.. | C X C ISPT FORTA | | 1,518,417.09 | 0.00 | 0.00 | | 1,518,417.09 |
| 11220-0101-02-05.. | C X C 10% RET.ARREND. F.. | | 6,600.00 | 0.00 | 0.00 | | 6,600.00 |
| 11220-0101-03-01.. | C X C 10% RET. HON. HABI.. | | 52,618.00 | 0.00 | 0.00 | | 52,618.00 |
| 11220-0101-04-01.. | C X C 10% RET. HON. PREP | | 51,958.47 | 0.00 | 0.00 | | 51,958.47 |
| 11220-0101-05-01.. | C X C 10% RET.HONOR. S.. | | 15,277.00 | 0.00 | 0.00 | | 15,277.00 |
| 11220-0101-05-02.. | C X C ISPT SUBSEMUN | | 249,649.00 | 0.00 | 0.00 | | 249,649.00 |
| 11220-0101-06-01.. | ELI PEREZ FLORES | | 515,546.09 | 0.00 | 0.00 | | 515,546.09 |
| 11220-0102-00-00.. | CUENTAS POR COBRAR/R.. | | 1,000,000.00 | 0.00 | 0.00 | | 1,000,000.00 |
| 11230-0101-01-01.. | DIF MUNICIPAL | | 17,000.00 | 0.00 | 0.00 | | 17,000.00 |
| 11230-0101-01-01.. | DEPOSITOS NO IDENTIFIC.. | | 1,855.86 | 0.00 | 0.00 | | 1,855.86 |
| 11230-0101-01-01.. | MAURA IRIS VAZQUEZ ALE.. | | 0.00 | 2,328.83 | 0.00 | | 2,328.83 |
| 11230-0101-01-01.. | JULIANA ISABEL ARTEAGA.. | | 0.00 | 2,328.82 | 0.00 | | 2,328.82 |
| 11230-0101-01-01.. | HORACIO GAMEZ TORRES.. | | 0.00 | 964.22 | 0.00 | | 964.22 |
| 11230-0101-01-02.. | COMISIONES X REC FORTA | | 10,982.16 | 0.00 | 0.00 | | 10,982.16 |
| 11230-0101-01-02.. | COMISIONES X REC INFRA | | 11,019.38 | 0.00 | 0.00 | | 11,019.38 |
| 11230-0101-01-02.. | COMISIONES X REC BEN I.. | | 522.00 | 0.00 | 0.00 | | 522.00 |
| 11230-0101-01-02.. | COMISIONES X REC BENE.. | | 2,059.00 | 0.00 | 0.00 | | 2,059.00 |
| 11230-0101-01-02.. | COMISIONES X REC SUBS.. | | 80,110.00 | 0.00 | 0.00 | | 80,110.00 |
| 11230-0101-01-02.. | BANORTE/COMISIONES X .. | | 87,091.60 | 0.00 | 0.00 | | 87,091.60 |
| 11230-0101-01-02.. | SERFIN COMISIONES X .. | | 58,533.06 | 0.00 | 0.00 | | 58,533.06 |
| 11230-0101-01-02.. | BANCOMER COMISIONES .. | | 2,441.74 | 0.00 | 0.00 | | 2,441.74 |
| 11230-0101-01-02.. | BEN ELEC COL LA SELVA | | 100,000.00 | 0.00 | 0.00 | | 100,000.00 |
| 11230-0101-01-02.. | BENFEF DE LA MANGA | | 7,000.00 | 0.00 | 0.00 | | 7,000.00 |
| 11230-0101-01-02.. | JOSE ROBERTO FLORES | | 4,832.00 | 0.00 | 0.00 | | 4,832.00 |
| 11230-0101-01-02.. | ESTUDIOS Y CONSTRUCCI.. | | 18,349.70 | 0.00 | 0.00 | | 18,349.70 |
| 11230-0101-01-02.. | AZAHEL ENRIQUE GARCIA.. | | 300.00 | 0.00 | 0.00 | | 300.00 |
| 11230-0101-01-02.. | SECRETARIA DE FINANZA.. | | 35,983.00 | 0.00 | 0.00 | | 35,983.00 |
| 11230-0201-01-01.. | RODOLFO HERNANDEZ G.. | | 2,000.00 | 0.00 | 0.00 | | 2,000.00 |
| 11230-0201-01-02.. | SABINO HERNANDEZ MAR.. | | 10,000.00 | 0.00 | 0.00 | | 10,000.00 |
| 11230-0201-01-03.. | GRISELL RUIZ GARCIA | | 4,909.40 | 0.00 | 0.00 | | 4,909.40 |
| 11230-0201-01-14.. | MORENO GONZALEZ YES.. | | 8.40 | 0.00 | 0.00 | | 8.40 |
| 11230-0201-01-14.. | MORALES JARAMILLO NO.. | | 650.00 | 0.00 | 0.00 | | 650.00 |
| 11230-0201-01-14.. | GONZALEZ HERNANDEZ V.. | | 359.49 | 0.00 | 359.50 | | 0.00 |
| 11230-0201-01-14.. | ALEJANDRO GARCIA MAR.. | | 2,000.00 | 0.00 | 0.00 | | 2,000.00 |
| 11230-0201-01-15.. | SOFIA JUDITH GARCIA AV.. | | 3,000.00 | 0.00 | 0.00 | | 3,000.00 |
| 11230-0201-01-15.. | IRMA SALAZAR JUAREZ/G.. | | 1,648.10 | 0.00 | 0.00 | | 1,648.10 |
| 11230-0201-01-15.. | JOSE IVAN CRUZ DENIS/G.. | | 7,500.00 | 0.00 | 0.00 | | 7,500.00 |
| 11230-0201-02-01.. | GRISELL RAMIREZ VAZQU.. | | 3,000.00 | 0.00 | 0.00 | | 3,000.00 |
| 11230-0301-01-00.. | ANTICIPO A SUELDOS 201.. | | 0.10 | 0.00 | 0.00 | | 0.10 |
| 11230-0301-14-00.. | RODRIGUEZ LOREDO JOA.. | | 7,359.00 | 0.00 | 0.00 | | 7,359.00 |
| 11240-0201-01-00.. | CXR FORTALECIMIENTO 2.. | | 84,135.39 | 0.00 | 0.00 | | 84,135.39 |
| 11260-0101-01-00.. | NAVA GARCIA JAHIR ORLA.. | | 26,250.00 | 0.00 | 0.00 | | 26,250.00 |
| 11260-0101-01-00.. | MA DEL REFUGIO PATIÑO .. | | 5,000.00 | 0.00 | 0.00 | | 5,000.00 |
| 11260-0101-01-00.. | JUAN MANUEL OROZCO C.. | | 4,000.00 | 0.00 | 0.00 | | 4,000.00 |
| 11260-0101-01-00.. | CRUZ DENIS JOSE IVAN | | 8,000.00 | 0.00 | 0.00 | | 8,000.00 |
| 11260-0101-01-00.. | PRESTAMOS A EMPLEAD.. | | -43,250.00 | 0.00 | 0.00 | | -43,250.00 |
| 11260-0101-29-00.. | OLGA GUADALUPE GUTIE.. | | -3,333.33 | 0.00 | 0.00 | | -3,333.33 |

| Cuenta | Nombre | Saldos Iniciales | | Cargos | Abonos | Saldos Actuales | |
|--------------------|---------------------------|------------------|------------|-----------|-----------|-----------------|------------|
| | | Deudor | Acreeedor | | | Deudor | Acreeedor |
| 11260-0101-53-00.. | NORMA ALICIA PERALES S. | | 1,500.00 | 0.00 | 0.00 | | 1,500.00 |
| 11260-0101-61-00.. | VICTOR GUERRERO GLZ | | 1,400.00 | 0.00 | 0.00 | | 1,400.00 |
| 11260-0101-87-00.. | FEDERICO MARTINEZ .. | | 10,666.67 | 0.00 | 0.00 | | 10,666.67 |
| 11260-0102-01-00.. | VILLEGAS PADRON FELIX/.. | | 0.02 | 0.00 | 0.00 | | 0.02 |
| 11260-0102-01-00.. | HERNANDEZ RANGEL ALB.. | | 500.00 | 0.00 | 0.00 | | 500.00 |
| 11260-0102-01-00.. | GONZALEZ CORONA ISIDR.. | | 3,000.00 | 0.00 | 0.00 | | 3,000.00 |
| 11260-0102-01-00.. | BENAVIDES ALVARO GAB.. | | 1,250.00 | 0.00 | 0.00 | | 1,250.00 |
| 11260-0102-01-00.. | GONZALEZ SEGURA RENE.. | | 4,000.00 | 0.00 | 0.00 | | 4,000.00 |
| 11260-0102-01-00.. | TORRES MORALES JOSE .. | | -0.04 | 0.00 | 0.00 | | -0.04 |
| 11260-0102-01-00.. | SALDAÑA GONZALEZ NOR.. | | -250.00 | 0.00 | 0.00 | | -250.00 |
| 11260-0102-01-00.. | BARRIENTOS RAMIREZ EU.. | | -375.00 | 0.00 | 0.00 | | -375.00 |
| 11260-0102-01-00.. | GONZALEZ SEGURA JOSE.. | | 4,000.00 | 0.00 | 0.00 | | 4,000.00 |
| 11260-0102-01-00.. | BASORIA GARCIA GABRIE.. | | 1,250.00 | 0.00 | 0.00 | | 1,250.00 |
| 11260-0102-01-00.. | AGUILAR RIVERA BENITO/.. | | 500.00 | 0.00 | 0.00 | | 500.00 |
| 11260-0102-01-00.. | SALAZAR ARISTEO/PTMO .. | | 0.04 | 0.00 | 0.00 | | 0.04 |
| 11260-0102-01-00.. | PEÑA HERNANDEZ J RAY.. | | 416.67 | 0.00 | 0.00 | | 416.67 |
| 11260-0102-01-00.. | CASTILLO GONZALEZ JOS.. | | 0.04 | 0.00 | 0.00 | | 0.04 |
| 11260-0102-01-00.. | MONTES GUILLEN RAFAEL.. | | 750.00 | 0.00 | 0.00 | | 750.00 |
| 11260-0102-01-00.. | HERNANDEZ GARCIA ISAB.. | | 250.00 | 0.00 | 0.00 | | 250.00 |
| 11260-0102-01-00.. | DE LEON AGUILAR LUIS D.. | | 83.33 | 0.00 | 0.00 | | 83.33 |
| 11260-0102-01-00.. | MIRANDA GOVEA RODRIG.. | | 0.04 | 0.00 | 0.00 | | 0.04 |
| 11260-0102-01-00.. | PEÑA HERNANDEZ JOSE .. | | 916.67 | 500.00 | 0.00 | | 416.67 |
| 11260-0102-01-00.. | BARRIENTOS RAMIREZ JO.. | | 375.00 | 0.00 | 0.00 | | 375.00 |
| 11260-0102-15-00.. | SALDAÑA GONZALEZ NOR.. | | 0.03 | 0.00 | 0.00 | | 0.03 |
| 11260-0103-01-00.. | PRESTAMO FORTA/12 | | 5,448.48 | 0.00 | 0.00 | | 5,448.48 |
| 11260-0103-02-00.. | PRESTAMO INFRA/12 | | -0.30 | 0.00 | 0.00 | | -0.30 |
| 11260-0103-03-00.. | PRESTAMO FORTA | | -2,000.00 | 0.00 | 0.00 | | -2,000.00 |
| 11260-0103-04-00.. | PRESTAMOS FORTA 2009 | | 181,547.00 | 0.00 | 0.00 | | 181,547.00 |
| 11260-0103-06-00.. | PRESTAMOS FORTA 2010 | | 848.00 | 0.00 | 0.00 | | 848.00 |
| 11260-0103-08-00.. | PRESTMO A SUBSEMUN | | 180.00 | 0.00 | 0.00 | | 180.00 |
| 11260-0103-10-00.. | PTAMO A IEPS GASOLINA | | 164,642.77 | 0.00 | 0.00 | | 164,642.77 |
| 11260-0103-11-00.. | PTMO A SEGE | | 56,060.00 | 0.00 | 0.00 | | 56,060.00 |
| 11260-0103-12-00.. | PRESTAMO A FORTA/11 | | 237,803.43 | 0.00 | 0.00 | | 237,803.43 |
| 11260-0103-16-00.. | PRESTAMO TESO A FORT.. | | 4,424.97 | 0.00 | 0.00 | | 4,424.97 |
| 11260-0103-17-00.. | PRESTAMOS TESO INFRA.. | | 400.00 | 0.00 | 0.00 | | 400.00 |
| 11260-0203-03-00.. | PRESTAMOS A LA TESOR.. | | 1,959.33 | 0.00 | 0.00 | | 1,959.33 |
| 11260-0203-04-00.. | C X C CAS INFRA | | 1,991.00 | 0.00 | 0.00 | | 1,991.00 |
| 11260-0203-05-00.. | C X C CAS FORTA | | 115,698.00 | 0.00 | 0.00 | | 115,698.00 |
| 11260-0203-10-00.. | C X C INFRA A TESORERIA.. | | 161,400.00 | 0.00 | 0.00 | | 161,400.00 |
| 11290-0101-01-00.. | CREDITO AL SALARIO | | 318,554.81 | 0.00 | 0.00 | | 318,554.81 |
| 11290-0101-02-00.. | CAS/FORTA | | 54,981.72 | 0.00 | 0.00 | | 54,981.72 |
| 11290-0105-00-00.. | SUBSIDIO AL EMPLEO | | 53,648.43 | 22,324.05 | 23,871.38 | | 52,101.10 |
| 11290-0201-01-00.. | DSPM-CAS | | 150,265.64 | 0.00 | 0.00 | | 150,265.64 |
| 11290-0201-02-00.. | DTM/CAS | | 84,260.62 | 0.00 | 0.00 | | 84,260.62 |
| 11290-0205-01-00.. | DSPM-SUBSIDIO AL EMPL.. | | 369,099.64 | 537.82 | 707.00 | | 368,930.46 |
| 11290-0205-02-00.. | DTM-SUBSIDIO AL EMPLEO | | 23,549.05 | 0.00 | 0.00 | | 23,549.05 |
| 11290-0205-03-00.. | GTOS INDIRECTOS INFRA/.. | | 10,287.34 | 0.00 | 0.00 | | 10,287.34 |
| 11290-0205-04-00.. | DES.INST/SUBSIDIO AL EM.. | | 4,860.73 | 0.00 | 0.00 | | 4,860.73 |
| 11290-0205-05-00.. | SUBSEMUN/SUBSIDIO AL .. | | 5,713.88 | 0.00 | 0.00 | | 5,713.88 |
| 11310-0101-01-00.. | COMBUSTIBLES CASTILLA.. | | 107,000.00 | 0.00 | 0.00 | | 107,000.00 |
| 11310-0101-02-00.. | DISTR. POTOSINA DE GAS.. | | 12,000.00 | 0.00 | 0.00 | | 12,000.00 |
| 11310-0101-14-01.. | HOTELES REAL PLAZA SA .. | | 1,736.00 | 0.00 | 0.00 | | 1,736.00 |
| 11310-0101-14-02.. | TOURTRAVEL SA DE CV | | 4,480.00 | 0.00 | 0.00 | | 4,480.00 |
| 11310-0101-14-04.. | JOSE LUIS ORDAZ SANDO.. | | 4,232.00 | 0.00 | 0.00 | | 4,232.00 |
| 11310-0101-14-07.. | HOSPITAL CENTRAL DR IG.. | | 3,070.00 | 0.00 | 0.00 | | 3,070.00 |
| 11310-0101-14-08.. | OPERADORA TURISTICA S.. | | 2,430.00 | 0.00 | 0.00 | | 2,430.00 |
| 11310-0101-14-11.. | MARIA DEL ROCIO CORRI.. | | 0.16 | 0.00 | 0.00 | | 0.16 |
| 11310-0101-15-13.. | DALTON MOTORS SLP SA .. | | 0.01 | 0.00 | 0.00 | | 0.01 |
| 11310-0101-15-24.. | CLINICA SANTA CATARINA.. | | 31,000.00 | 0.00 | 0.00 | | 31,000.00 |
| 11310-0101-15-27.. | NUEVA WALTMART DE ME.. | | 0.00 | 14,857.00 | 0.00 | | 14,857.00 |
| 11310-0201-02-00.. | INSTITUTO ESTATAL DE IN.. | | 117,823.92 | 0.00 | 0.00 | | 117,823.92 |
| 11320-0101-01-00.. | JOSE MANUEL NAJERA RA.. | | 440,000.00 | 0.00 | 0.00 | | 440,000.00 |
| 11511-0101-00-00.. | ALMACEN PAPELERIA | | 0.43 | 0.00 | 0.00 | | 0.43 |
| 11511-0102-00-00.. | ALMACENES ADMON 2012 | | 18,674.43 | 0.00 | 0.00 | | 18,674.43 |
| 11515-0101-00-00.. | ALMACEN DE LUBRICANT.. | | 17,775.00 | 0.00 | 0.00 | | 17,775.00 |
| 11516-0101-00-00.. | ALMACEN MATERIAL DEP.. | | 50,315.56 | 0.00 | 0.00 | | 50,315.56 |
| 11518-0101-00-00.. | ALMACEN ANTERIORES | | 62,579.46 | 0.00 | 0.00 | | 62,579.46 |

| Cuenta | Nombre | Saldos Iniciales | | Cargos | Abonos | Saldos Actuales | |
|------------------|--------------------------|------------------|----------|------------|--------|-----------------|----------|
| | | Deudor | Acreedor | | | Deudor | Acreedor |
| 11518-0102-00-00 | ALMACEN MATERIAL P/TA | 38,811.29 | | 0.00 | 0.00 | 38,811.29 | |
| 11518-0103-00-00 | ALMACEN MAT. ELECTRIC. | 202,356.62 | | 0.00 | 0.00 | 202,356.62 | |
| 11518-0104-00-00 | ALMACEN PINTURAS Y AC. | | | 0.00 | 0.00 | | |
| 12310-5811-24-28 | TERRENOS EJ ANTERIOR | 1,853,368.23 | | 0.00 | 0.00 | 1,853,368.23 | |
| 12320-5821-25-33 | AMPLIACION VIVIENDA RU. | 1,448,108.35 | | 676,438.05 | 0.00 | 2,124,546.40 | |
| 12320-5821-25-33 | AMPLIACION E VIVIENDA | 1,310,193.26 | | 689,806.74 | 0.00 | 2,000,000.00 | |
| 12351-6111-25-33 | AMPLIACION VIVIENDA/VIV. | 599,379.32 | | 0.00 | 0.00 | 599,379.32 | |
| 12351-6111-25-33 | AMPLIACION VIVIENDA/HU. | 599,620.90 | | 0.00 | 0.00 | 599,620.90 | |
| 12352-6122-25-23 | TECHADO CANCHA ESC S. | 461,538.46 | | 0.00 | 0.00 | 461,538.46 | |
| 12352-6122-25-23 | TECHADO CANCHA ESC P. | 480,000.00 | | 0.00 | 0.00 | 480,000.00 | |
| 12352-6122-25-23 | TECHADO CANCHA ESC S. | 637,176.70 | | 0.00 | 0.00 | 637,176.70 | |
| 12352-6122-25-23 | BIBLIOTECA PUB VIRTUAL | 3,113,185.88 | | 790,027.63 | 0.00 | 3,903,213.51 | |
| 12352-6122-25-23 | TECHADO CANCHA EP AD. | 486,562.77 | | 3,342.03 | 0.00 | 489,904.80 | |
| 12352-6122-25-23 | TECHADO CANCHA EP BE. | 485,414.80 | | 3,606.06 | 0.00 | 489,020.86 | |
| 12352-6122-25-23 | TECHADO CANCHA EP VIC. | 490,185.43 | | 0.00 | 0.00 | 490,185.43 | |
| 12352-6122-25-23 | TECHADO CANCHA JN MA. | 104,961.60 | | 244,910.39 | 0.00 | 349,871.99 | |
| 12352-6122-25-23 | TECHADO CANCHA EP EM. | 146,959.28 | | 342,905.00 | 0.00 | 489,864.28 | |
| 12352-6122-25-23 | TECHADO CANCHA EP SO. | 0.00 | | 146,597.57 | 0.00 | 146,597.57 | |
| 12352-6122-25-23 | TECHADO CANCHA EP VA. | 0.00 | | 146,433.62 | 0.00 | 146,433.62 | |
| 12352-6122-25-23 | TECHADO CANCHA ESEC. | 147,003.90 | | 343,009.09 | 0.00 | 490,012.99 | |
| 12352-6122-25-23 | TECHADO CANCHA JN 5 F. | 59,950.71 | | 130,318.90 | 0.00 | 190,269.61 | |
| 12352-6122-25-23 | TECHADO CANCHA U. MU. | 0.00 | | 314,452.31 | 0.00 | 314,452.31 | |
| 12352-6122-25-33 | CONST AULA BACHILLERA. | 515,874.25 | | 0.00 | 0.00 | 515,874.25 | |
| 12352-6122-25-33 | CONST COMEDOR EP NIÑ. | 173,981.88 | | 405,957.71 | 0.00 | 579,939.59 | |
| 12352-6122-25-33 | CONST COMEDOR JN FER. | 239,015.48 | | 273,365.85 | 0.00 | 512,381.33 | |
| 12352-6122-25-33 | CONST COMEDOR EP RAF. | 195,000.00 | | 455,000.00 | 0.00 | 650,000.00 | |
| 12352-6122-25-33 | CONST COMEDOR EP CO. | 194,986.52 | | 454,968.53 | 0.00 | 649,955.05 | |
| 12352-6122-25-33 | CONST. COMEDOR JN GA. | 193,867.91 | | 452,358.44 | 0.00 | 646,226.35 | |
| 12352-6122-25-33 | CONST COMERDOR ESCO. | 164,941.40 | | 384,863.25 | 0.00 | 549,804.65 | |
| 12352-6122-25-33 | CONST COMEDOR JN BER. | 160,141.60 | | 373,663.74 | 0.00 | 533,805.34 | |
| 12352-6122-25-33 | CONST COMERDOR EP IR. | 149,607.81 | | 349,084.90 | 0.00 | 498,692.71 | |
| 12352-6122-25-33 | CONST COMEDOR EP VIC. | 164,853.52 | | 384,658.20 | 0.00 | 549,511.72 | |
| 12352-6122-26-33 | CONT AULA DIDACTICA 1 | 749,900.00 | | 0.00 | 0.00 | 749,900.00 | |
| 12352-6127-24-28 | SALON DE USOS MULTIPLE. | 212,414.22 | | 0.00 | 0.00 | 212,414.22 | |
| 12352-6124-25-23 | REHABILITACION UNIDAD | 1,961,113.69 | | 0.00 | 0.00 | 1,961,113.69 | |
| 12352-6124-25-23 | CONST LIENZO CHARRO/C. | 492,254.86 | | 485,773.85 | 0.00 | 978,028.71 | |
| 12352-6124-25-33 | CONSTRUCCION CENTRO | 3,375,699.99 | | 0.00 | 0.00 | 3,375,699.99 | |
| 12352-6124-25-33 | CONSTRUCCION CENTRO | 5,063,550.00 | | 0.00 | 0.00 | 5,063,550.00 | |
| 12352-6124-25-33 | CONST TECHADO CANCH. | 336,434.42 | | 7,248.81 | 0.00 | 343,683.23 | |
| 12352-6126-25-23 | REHABILITACION DEL TEM. | 2,262,497.97 | | 679,678.74 | 0.00 | 2,942,176.71 | |
| 12353-6131-25-33 | REHAB DE SIST AGUA PO. | 0.00 | | 316,067.79 | 0.00 | 316,067.79 | |
| 12353-6131-25-33 | AMP RED DE AGUA POT C. | 0.00 | | 97,993.95 | 0.00 | 97,993.95 | |
| 12354-6141-25-23 | CONST CONC. HID. CALLE | 1,159,990.48 | | 0.00 | 0.00 | 1,159,990.48 | |
| 12354-6141-25-23 | PAVIM. CALLE P. DIAZ/SA. | 3,389,929.58 | | 0.00 | 0.00 | 3,389,929.58 | |
| 12354-6141-25-23 | PAVIM CALLE HIDALGO Y | 1,504,555.15 | | 0.00 | 0.00 | 1,504,555.15 | |
| 12354-6141-25-23 | PAV C.H. CALLE LAURELE. | 1,765,291.68 | | 0.00 | 0.00 | 1,765,291.68 | |
| 12354-6141-25-23 | PAV. C.H. CALLA BRAVO/C. | 2,151,996.57 | | 0.00 | 0.00 | 2,151,996.57 | |
| 12354-6141-25-33 | INT RED AGUA POT C LAZ. | 33,810.31 | | 0.00 | 0.00 | 33,810.31 | |
| 12354-6141-25-33 | INT RED DRENAJE C LAZA. | 154,508.18 | | 0.00 | 0.00 | 154,508.18 | |
| 12354-6141-25-33 | CONST PILETA REBOMBE. | 855,685.58 | | 0.00 | 0.00 | 855,685.58 | |
| 12354-6141-25-33 | DRENAJE SANIT CALLE M. | 510,637.13 | | 0.00 | 0.00 | 510,637.13 | |
| 12354-6141-25-33 | DRENAJE SANIT CALLE C. | 340,309.00 | | 0.00 | 0.00 | 340,309.00 | |
| 12354-6141-25-33 | DREN SANIT CALLE HIDAL. | 499,383.69 | | 0.00 | 0.00 | 499,383.69 | |
| 12354-6141-25-33 | DRENAJE SANIT AV. SAN. | 395,582.04 | | 0.00 | 0.00 | 395,582.04 | |
| 12354-6141-25-33 | DRENAJE SANTI CALLE PI. | 1,510,949.75 | | 0.00 | 0.00 | 1,510,949.75 | |
| 12354-6141-25-33 | DRENAJE SANIT CALLE S. | 559,053.23 | | 0.00 | 0.00 | 559,053.23 | |
| 12354-6141-25-33 | DRENAJE SANTI C LAZAR. | 392,830.67 | | 0.00 | 0.00 | 392,830.67 | |
| 12354-6141-25-33 | DRENAJE SANIT PRIV LAZ. | 231,836.22 | | 0.00 | 0.00 | 231,836.22 | |
| 12354-6141-25-33 | CONST RED D.S. CAMINO | 671,966.82 | | 0.00 | 0.00 | 671,966.82 | |
| 12354-6141-25-33 | CONST D.S. C HIDALGO/JA. | 801,080.42 | | 0.00 | 0.00 | 801,080.42 | |
| 12354-6141-25-33 | CONST RED D.S. CALLE 12. | 647,231.14 | | 0.00 | 0.00 | 647,231.14 | |
| 12354-6141-25-33 | CONST RED D.S. CALLE V. | 596,888.53 | | 0.00 | 0.00 | 596,888.53 | |
| 12354-6141-25-33 | CONST RED D.S. CALLE PI. | 338,785.53 | | 0.00 | 0.00 | 338,785.53 | |
| 12354-6141-25-33 | CONST D.S. CALLE FLOR | 719,175.71 | | 0.00 | 0.00 | 719,175.71 | |
| 12354-6141-25-33 | CONST D.S. C UNIVERSID. | 1,504,924.76 | | 0.00 | 0.00 | 1,504,924.76 | |
| 12354-6141-25-33 | CONST RED D.S. FLOR DU. | 211,634.26 | | 0.00 | 0.00 | 211,634.26 | |
| 12354-6141-25-33 | INT ALCANTARILLADO CO. | 5,216,189.50 | | 0.00 | 0.00 | 5,216,189.50 | |

| Cuenta | Nombre | Saldos Iniciales | | Cargos | Abonos | Saldos Actuales | |
|--------------------|----------------------------|------------------|-----------|-----------|--------|-----------------|-----------|
| | | Deudor | Acreeedor | | | Deudor | Acreeedor |
| 12354-6141-25-33.. | DREN SANIT C JACARAND.. | 593,937.92 | | 0.00 | 0.00 | 593,937.92 | |
| 12354-6141-25-33.. | DREN SANIT CALLE ZAPAT.. | 157,915.41 | | 0.00 | 0.00 | 157,915.41 | |
| 12354-6141-25-33.. | DREN SANIT CALLE CRIST.. | 486,001.01 | | 0.00 | 0.00 | 486,001.01 | |
| 12354-6141-25-33.. | DREN SANIT C PRIMERO .. | 118,017.00 | | 0.00 | 0.00 | 118,017.00 | |
| 12354-6141-25-33.. | DREN SANIT C. 19 FEBRE.. | 110,758.19 | | 0.00 | 0.00 | 110,758.19 | |
| 12354-6141-25-33.. | DREN SANIT CALLE 6 ENE.. | 480,456.71 | | 0.00 | 0.00 | 480,456.71 | |
| 12354-6141-25-33.. | DREN SANIT CALLE 48/INF.. | 367,609.99 | | 0.00 | 0.00 | 367,609.99 | |
| 12354-6141-25-33.. | DREN SANIT CALLE PRIV .. | 176,102.13 | | 0.00 | 0.00 | 176,102.13 | |
| 12354-6141-25-33.. | DREN SANIT PRIV CRISTO .. | 116,158.74 | | 0.00 | 0.00 | 116,158.74 | |
| 12354-6141-25-33.. | DREN SANIT PRIV CRISTO .. | 149,275.97 | | 0.00 | 0.00 | 149,275.97 | |
| 12354-6141-25-33.. | DREN SANIT CALLE N. 116/.. | 234,703.50 | | 0.00 | 0.00 | 234,703.50 | |
| 12354-6141-25-33.. | DREN SANIT CALLE FLOR .. | 147,138.47 | | 0.00 | 0.00 | 147,138.47 | |
| 12354-6141-25-33.. | DREN SANIT CALLE ILUSI.. | 200,960.60 | | 0.00 | 0.00 | 200,960.60 | |
| 12354-6141-25-33.. | DREN SANIT CALLE 28 FE.. | 107,865.09 | | 0.00 | 0.00 | 107,865.09 | |
| 12354-6141-25-33.. | DREN SANIT CALLE HOND.. | 176,153.35 | | 0.00 | 0.00 | 176,153.35 | |
| 12354-6141-25-33.. | ALUMBRADO AV SN SALV .. | 147,892.26 | | 0.00 | 0.00 | 147,892.26 | |
| 12354-6141-25-33.. | ELECTRIFICACION FLOR D.. | 351,165.00 | | 0.00 | 0.00 | 351,165.00 | |
| 12354-6141-25-33.. | ALUMBRADO PUB AV UNIV .. | 153,532.25 | | 0.00 | 0.00 | 153,532.25 | |
| 12354-6141-25-33.. | ALUMBRADO CALLE PORFI.. | 199,032.56 | | 0.00 | 0.00 | 199,032.56 | |
| 12354-6141-25-33.. | ALUMBRADO AV SN SALV .. | 147,892.26 | | 0.00 | 0.00 | 147,892.26 | |
| 12354-6141-25-33.. | ALUMBRADO 4TA PRIV PO.. | 147,892.26 | | 0.00 | 0.00 | 147,892.26 | |
| 12354-6141-25-33.. | ALUMBRADO PUB MATAM.. | 166,206.66 | | 0.00 | 0.00 | 166,206.66 | |
| 12354-6141-25-33.. | ELECTRIFICACION CALLE .. | 164,570.57 | | 0.00 | 0.00 | 164,570.57 | |
| 12354-6141-25-33.. | AMPLIACION RED DIS ELE.. | 39,283.50 | | 0.00 | 0.00 | 39,283.50 | |
| 12354-6141-25-33.. | AMPLIACION RED DIST EL.. | 41,190.61 | | 0.00 | 0.00 | 41,190.61 | |
| 12354-6141-25-33.. | ALUMBRADO PUBLICO CA.. | 491,322.99 | | 0.00 | 0.00 | 491,322.99 | |
| 12354-6141-25-33.. | AMPLIACION RED ELECTR.. | 586,097.86 | | 0.00 | 0.00 | 586,097.86 | |
| 12354-6141-25-33.. | ALUMBRADO CALLE HIDAL.. | 275,476.22 | | 0.00 | 0.00 | 275,476.22 | |
| 12354-6141-25-33.. | AMP LINEA RED DISCT EL.. | 99,153.86 | | 0.00 | 0.00 | 99,153.86 | |
| 12354-6141-25-33.. | AMPLIACION RED ELECT/.. | 225,946.68 | | 0.00 | 0.00 | 225,946.68 | |
| 12354-6141-25-33.. | AMP RED ELECT/CALLE FL.. | 103,112.35 | | 0.00 | 0.00 | 103,112.35 | |
| 12354-6141-25-33.. | CONST ALUMBRADO PZA .. | 629,883.94 | | 0.00 | 0.00 | 629,883.94 | |
| 12354-6141-25-33.. | INT ALCANTARILLADO SA.. | 4,990,973.05 | | 0.00 | 0.00 | 4,990,973.05 | |
| 12354-6141-25-33.. | DRENAJE SANTI CALLE M.. | 543,229.89 | | 0.00 | 0.00 | 543,229.89 | |
| 12354-6141-25-33.. | DRENAJE SANIT CALLE C.. | 362,030.00 | | 0.00 | 0.00 | 362,030.00 | |
| 12354-6141-25-33.. | DRENAJE SANIT CALLE HI.. | 531,259.83 | | 0.00 | 0.00 | 531,259.83 | |
| 12354-6141-25-33.. | DRENAJE SANIT AV SN SA.. | 420,830.80 | | 0.00 | 0.00 | 420,830.80 | |
| 12354-6141-25-33.. | DRENAJE SANIT CALLE PI.. | 143,196.40 | | 0.00 | 0.00 | 143,196.40 | |
| 12354-6141-25-33.. | DRENA SANIT CALLE SOLI.. | 594,737.38 | | 0.00 | 0.00 | 594,737.38 | |
| 12354-6141-25-33.. | DRENAJE SANIT CALLE LA.. | 417,904.18 | | 0.00 | 0.00 | 417,904.18 | |
| 12354-6141-25-33.. | DRENAJE SANIT PRIV LAZ.. | 246,634.09 | | 0.00 | 0.00 | 246,634.09 | |
| 12354-6141-25-33.. | DREN SANIT C JACARAND.. | 890,906.88 | | 0.00 | 0.00 | 890,906.88 | |
| 12354-6141-25-33.. | DREN SANIT CALLE ZAPAT.. | 236,873.11 | | 0.00 | 0.00 | 236,873.11 | |
| 12354-6141-25-33.. | DREN SANIT CALLE CRIST.. | 728,998.49 | | 0.00 | 0.00 | 728,998.49 | |
| 12354-6141-25-33.. | DREN SANIT CALLE PRIME.. | 177,025.49 | | 0.00 | 0.00 | 177,025.49 | |
| 12354-6141-25-33.. | DREN SANIT CALLE 9 FEB.. | 155,004.46 | | 0.00 | 0.00 | 155,004.46 | |
| 12354-6141-25-33.. | DREN SANIT CALLE 6 ENE.. | 720,682.95 | | 0.00 | 0.00 | 720,682.95 | |
| 12354-6141-25-33.. | DREN SANIT CALLE N. 48/.. | 551,414.00 | | 0.00 | 0.00 | 551,414.00 | |
| 12354-6141-25-33.. | DREN SANIT CALLE PRIV .. | 264,153.22 | | 0.00 | 0.00 | 264,153.22 | |
| 12354-6141-25-33.. | DREN SANIT PRIV CRISTO .. | 174,237.37 | | 0.00 | 0.00 | 174,237.37 | |
| 12354-6141-25-33.. | DREN SANIT PRIV CRISTO .. | 223,913.01 | | 0.00 | 0.00 | 223,913.01 | |
| 12354-6141-25-33.. | DREN SANIT CALLE N. 116/.. | 352,055.25 | | 0.00 | 0.00 | 352,055.25 | |
| 12354-6141-25-33.. | DREN SANIT CALLE FLOR .. | 220,707.42 | | 0.00 | 0.00 | 220,707.42 | |
| 12354-6141-25-33.. | CONST DREN SANIT CALL.. | 301,440.87 | | 0.00 | 0.00 | 301,440.87 | |
| 12354-6141-25-33.. | DREN SANIT CALLE28/DRE.. | 161,796.97 | | 0.00 | 0.00 | 161,796.97 | |
| 12354-6141-25-33.. | DREN SANIT CALLE HOND.. | 264,227.83 | | 0.00 | 0.00 | 264,227.83 | |
| 12354-6141-25-33.. | ALUMBRADO PUB AV SN S.. | 383,421.55 | | 0.00 | 0.00 | 383,421.55 | |
| 12354-6141-25-33.. | ELECTRIFICACION CALLE .. | 373,577.75 | | 0.00 | 0.00 | 373,577.75 | |
| 12354-6141-25-33.. | ALUMBRADO PUB AVENID.. | 379,997.80 | | 0.00 | 0.00 | 379,997.80 | |
| 12354-6141-25-33.. | ALUMBRADO PORFIRIO DI.. | 483,048.83 | | 0.00 | 0.00 | 483,048.83 | |
| 12354-6141-25-33.. | ALUMBRADO AV SN SALV.. | 383,421.55 | | 0.00 | 0.00 | 383,421.55 | |
| 12354-6141-25-33.. | ALUMBRADO 4TA PRIV PO.. | 383,421.55 | | 0.00 | 0.00 | 383,421.55 | |
| 12354-6141-25-33.. | ALUMBRADO MATAMORO.. | 430,906.17 | | 0.00 | 0.00 | 430,906.17 | |
| 12354-6141-25-33.. | ELECTRIFICACION CALLE .. | 175,073.18 | | 0.00 | 0.00 | 175,073.18 | |
| 12354-6141-25-33.. | ALUMBRADO PUBLICO CA.. | 736,981.41 | | 0.00 | 0.00 | 736,981.41 | |
| 12354-6141-25-33.. | ALUMBRADO CALLE HIDAL.. | 413,212.61 | | 0.00 | 0.00 | 413,212.61 | |
| 12354-6141-25-33.. | SISTEMA FOTOVOLTAICO .. | 204,125.94 | | 55,723.90 | 0.00 | 259,849.84 | |

2
5



| Cuenta | Nombre | Saldos Iniciales | | Cargos | Abonos | Saldos Actuales | |
|--------------------|---------------------------|------------------|--------------|--------------|--------|-----------------|--------------|
| | | Deudor | Acreedor | | | Deudor | Acreedor |
| 12354-6141-25-33.. | BACHEO BLVD CALSO J B.. | | 199,979.87 | 0.00 | 0.00 | | 199,979.87 |
| 12354-6141-25-33.. | CONST DS CALLE 5 MAYO/.. | | 401,530.97 | 74,051.40 | 0.00 | | 475,582.37 |
| 12354-6141-25-33.. | CONST DS CALLE 6 ENER.. | | 655,659.77 | 0.00 | 0.00 | | 655,659.77 |
| 12354-6141-25-33.. | CONST DS PROL EMILIAN.. | | 749,605.29 | 0.00 | 0.00 | | 749,605.29 |
| 12354-6141-25-33.. | CONT RED DS 1A PRIV JU.. | | 811,189.08 | 0.00 | 0.00 | | 811,189.08 |
| 12354-6141-25-33.. | CONST RED DS 2A PRIV J.. | | 828,659.89 | 0.00 | 0.00 | | 828,659.89 |
| 12354-6141-25-33.. | CONST RED DS CALE ALL.. | | 428,802.12 | 0.00 | 0.00 | | 428,802.12 |
| 12354-6141-25-33.. | CONT RED DS C. MADRE T.. | | 362,877.39 | 0.00 | 0.00 | | 362,877.39 |
| 12354-6141-25-33.. | CONST DS LAT BLVD UNIV.. | 1,268,786.77 | | 0.00 | 0.00 | 1,268,786.77 | |
| 12354-6141-25-33.. | CONST RED DS CALLE FL.. | | 226,909.02 | 0.00 | 0.00 | | 226,909.02 |
| 12354-6141-25-33.. | CONST RED DS C. UNIVER.. | | 1,085,438.68 | 0.00 | 0.00 | | 1,085,438.68 |
| 12354-6141-25-33.. | CONST RED DS C. MADER.. | | 722,496.99 | 0.00 | 0.00 | | 722,496.99 |
| 12354-6141-25-33.. | CONST RED DS C T BLAN.. | | 367,264.23 | 856,949.88 | 0.00 | | 1,224,214.11 |
| 12354-6141-25-33.. | CONST RED DS CALLE DR.. | | 157,412.21 | 0.00 | 0.00 | | 157,412.21 |
| 12354-6141-25-33.. | CONST RED DS C MANUEL.. | | 168,868.19 | 0.00 | 0.00 | | 168,868.19 |
| 12354-6141-25-33.. | CONST RED DS C 5 MAYO.. | | 41,822.10 | 97,584.91 | 0.00 | | 139,407.01 |
| 12354-6141-25-33.. | CONST RED DS C. CANAL.. | | 949,537.28 | 0.00 | 0.00 | | 949,537.28 |
| 12354-6141-25-33.. | CONST RED DS C. 5 FEBR.. | 1,019,000.00 | | 0.00 | 0.00 | 1,019,000.00 | |
| 12354-6141-25-33.. | CONST RED DS C JACARA.. | | 319,237.18 | 0.00 | 0.00 | | 319,237.18 |
| 12354-6141-25-33.. | CONST RED DS C FDO MO.. | | 209,940.09 | 489,860.22 | 0.00 | | 699,800.31 |
| 12354-6141-25-33.. | CONST RED DS LADO OTE.. | | 203,681.09 | 0.00 | 0.00 | | 203,681.09 |
| 12354-6141-25-33.. | D.S. C EL SALVADOR/CAN.. | | 683,538.98 | 0.00 | 0.00 | | 683,538.98 |
| 12354-6141-25-33.. | CONST DS CALLE PRIV P.. | | 645,464.05 | 274,073.29 | 0.00 | | 919,537.34 |
| 12354-6141-25-33.. | CONST RES DS C. CUAUH.. | | 249,993.31 | 0.00 | 0.00 | | 249,993.31 |
| 12354-6141-25-33.. | CONST DS C. SALVADOR I.. | | 707,715.69 | 0.00 | 0.00 | | 707,715.69 |
| 12354-6141-25-33.. | CONST. D.S. C PRIV IZAR.. | | 199,870.22 | 0.00 | 0.00 | | 199,870.22 |
| 12354-6141-25-33.. | ALUMB PUB C. SN SALVAD.. | | 291,799.23 | 0.00 | 0.00 | | 291,799.23 |
| 12354-6141-25-33.. | ALUMBRADO PUB C. P. DI.. | | 269,172.51 | 0.00 | 0.00 | | 269,172.51 |
| 12354-6141-25-33.. | ALUMBRADO PUB. C. UNIV.. | | 175,990.77 | 0.00 | 0.00 | | 175,990.77 |
| 12354-6141-25-33.. | PLANTAS SOLARES LA PE.. | | 1,044,928.00 | 0.00 | 0.00 | | 1,044,928.00 |
| 12354-6141-25-33.. | ADQ. 32 PLANTS SOLARES.. | | 1,050,496.00 | 0.00 | 0.00 | | 1,050,496.00 |
| 12354-6141-25-33.. | CONST RED ELECTRICA 1.. | | 1,885,984.38 | 612,345.19 | 0.00 | | 2,498,329.57 |
| 12354-6141-25-33.. | ALUMBRADO PUB BLVD U.. | | 1,146,018.69 | 1,138,565.79 | 0.00 | | 2,284,584.48 |
| 12354-6141-25-33.. | AMPLIACION Y MEJ ALUM.. | | 1,096,822.84 | 1,096,822.84 | 0.00 | | 2,193,645.68 |
| 12354-6141-25-33.. | AMPLIACION RED ELECTR.. | | 168,796.19 | 176,203.80 | 0.00 | | 344,999.99 |
| 12354-6141-25-33.. | AMPLIACION RED ELECTR.. | | 0.00 | 71,326.81 | 0.00 | | 71,326.81 |
| 12354-6141-25-33.. | PAVIMETACION CALLE 5 M.. | 1,190,819.54 | | 606,553.14 | 0.00 | 1,797,372.68 | |
| 12354-6141-25-33.. | PAV. CALLE VICENTE GRR.. | | 151,371.41 | 353,199.97 | 0.00 | | 504,571.38 |
| 12354-6141-25-33.. | D.S. C EL SALVADOR/CAN.. | | 409,652.88 | 0.00 | 0.00 | | 409,652.88 |
| 12354-6141-25-33.. | CONST DS CALLE PRIV P.. | | 386,832.47 | 164,254.62 | 0.00 | | 551,087.09 |
| 12354-6141-25-33.. | ALUMBRADO PUB C SN SA.. | | 672,826.31 | 0.00 | 0.00 | | 672,826.31 |
| 12354-6141-25-33.. | ALUMBRADO PUB C. P. DI.. | | 620,651.03 | 0.00 | 0.00 | | 620,651.03 |
| 12354-6141-25-33.. | ALUMBRADO PUB. C. UNIV.. | | 405,794.96 | 0.00 | 0.00 | | 405,794.96 |
| 12354-6141-25-33.. | SIST FOTOVOLTAICO 12K.. | | 306,188.92 | 83,585.83 | 0.00 | | 389,774.75 |
| 12354-6141-26-33.. | DRENAJE SANIT CALLE M.. | | 32,593.68 | 0.00 | 0.00 | | 32,593.68 |
| 12354-6141-26-33.. | DRENAJE SANIT CALLE C.. | | 21,721.00 | 0.00 | 0.00 | | 21,721.00 |
| 12354-6141-26-33.. | DRENAJE SANIT CALLE HI.. | | 31,876.12 | 0.00 | 0.00 | | 31,876.12 |
| 12354-6141-26-33.. | DRENAJE SANIT AV SN SA.. | | 25,249.79 | 0.00 | 0.00 | | 25,249.79 |
| 12354-6141-26-33.. | DRENAJE SANIT CALLE PI.. | | 38,184.57 | 0.00 | 0.00 | | 38,184.57 |
| 12354-6141-26-33.. | DRENAJE SANIT CALLE S.. | | 35,684.13 | 0.00 | 0.00 | | 35,684.13 |
| 12354-6141-26-33.. | DRENAJE SANIT CALLE LA.. | | 25,073.50 | 0.00 | 0.00 | | 25,073.50 |
| 12354-6141-26-33.. | DRENAJE SANIT PRIV LAZ.. | | 14,797.84 | 0.00 | 0.00 | | 14,797.84 |
| 12354-6141-26-33.. | ALUMBRADO AV SN SALV.. | | 16,431.26 | 0.00 | 0.00 | | 16,431.26 |
| 12354-6141-26-33.. | ELECTRIFICACION CALLE.. | | 22,413.80 | 0.00 | 0.00 | | 22,413.80 |
| 12354-6141-26-33.. | ALUMBRADO C. AV UNIVE.. | | 16,500.19 | 0.00 | 0.00 | | 16,500.19 |
| 12354-6141-26-33.. | ALUMBRADO PUB C. PORF.. | | 21,094.57 | 0.00 | 0.00 | | 21,094.57 |
| 12354-6141-26-33.. | ALUMBRADO AV. SAN SAL.. | | 16,431.26 | 0.00 | 0.00 | | 16,431.26 |
| 12354-6141-26-33.. | ALUMBRADO C. 4TA PRIV.. | | 16,431.26 | 0.00 | 0.00 | | 16,431.26 |
| 12354-6141-26-33.. | ALUMBRDO C. MATAMOR.. | | 18,467.41 | 0.00 | 0.00 | | 18,467.41 |
| 12354-6141-26-33.. | ELCTRIFICACION CALLE 6.. | | 10,503.58 | 0.00 | 0.00 | | 10,503.58 |
| 12354-6141-26-33.. | CONST RED D.S. CAMINO.. | 661,930.07 | | 0.00 | 0.00 | 661,930.07 | |
| 12354-6141-26-33.. | CONST DRENAJE C HIDAL.. | | 798,386.07 | 0.00 | 0.00 | | 798,386.07 |
| 12354-6141-26-33.. | CONSST RED D.S. CALLE.. | | 633,983.85 | 0.00 | 0.00 | | 633,983.85 |
| 12354-6141-26-33.. | CONST RED S.S. CALLE V.. | | 596,888.52 | 0.00 | 0.00 | | 596,888.52 |
| 12354-6141-26-33.. | CONST RED D.S. CALLE PI.. | | 338,935.31 | 0.00 | 0.00 | | 338,935.31 |
| 12354-6141-26-33.. | CONST RED D.S. CALLE FL.. | | 706,634.16 | 0.00 | 0.00 | | 706,634.16 |
| 12354-6141-26-33.. | CONST RED D.S. UNIVERS.. | 1,061,826.52 | | 0.00 | 0.00 | 1,061,826.52 | |

| Cuenta | Nombre | Saldos Iniciales | | Cargos | Abonos | Saldos Actuales | |
|--------------------|---------------------------|------------------|----------|--------|--------|-----------------|----------|
| | | Deudor | Acreedor | | | Deudor | Acreedor |
| 12354-6141-26-33.. | CONST RED D.S. FLOR DU.. | 206,883.94 | | 0.00 | 0.00 | 206,883.94 | |
| 12354-6141-26-33.. | INT ALCANTARILLADO CO.. | 5,144,093.36 | | 0.00 | 0.00 | 5,144,093.36 | |
| 12354-6141-26-33.. | PAVI C/C H. PERIMETRO P.. | 1,720,833.50 | | 0.00 | 0.00 | 1,720,833.50 | |
| 12356-6161-25-33.. | BORDOS DE ABREVADER.. | 999,000.99 | | 0.00 | 0.00 | 999,000.99 | |
| 12356-6161-25-33.. | CONT Y REHAB 15 BORDO.. | 2,185,887.28 | | 0.00 | 0.00 | 2,185,887.28 | |
| 12356-6161-25-33.. | CONST Y REHAB 10 BORD.. | 1,298,650.74 | | 0.00 | 0.00 | 1,298,650.74 | |
| 12362-6221-25-33.. | CONST. 5 MODUL CRIPTA.. | 198,022.23 | | 0.00 | 0.00 | 198,022.23 | |
| 12362-6227-25-33.. | ADECUACION IMAGEN INS.. | 17,992.00 | | 0.00 | 0.00 | 17,992.00 | |
| 12362-6227-25-33.. | ADECUACION IMAGEN CE.. | 35,135.00 | | 0.00 | 0.00 | 35,135.00 | |
| 12362-6227-25-33.. | ADECUACIO IMAGEN INST.. | 14,767.00 | | 0.00 | 0.00 | 14,767.00 | |
| 12362-6227-25-33.. | ADECUACION IMAGEN INS.. | 8,549.00 | | 0.00 | 0.00 | 8,549.00 | |
| 12362-6227-25-33.. | ADECUACION IMAGEN INS.. | 4,306.00 | | 0.00 | 0.00 | 4,306.00 | |
| 12362-6227-25-33.. | CONSTRUCCION BARDAS.. | 458,399.23 | | 0.00 | 0.00 | 458,399.23 | |
| 12362-6227-25-33.. | ADECUACION IMAGEN INS.. | 26,988.00 | | 0.00 | 0.00 | 26,988.00 | |
| 12362-6227-25-33.. | ADECUACION IMAGEN INS.. | 52,702.00 | | 0.00 | 0.00 | 52,702.00 | |
| 12362-6227-25-33.. | ADECUACION IMAGEN INS.. | 22,150.00 | | 0.00 | 0.00 | 22,150.00 | |
| 12362-6227-25-33.. | ADECUACION IMAGN INST.. | 12,822.00 | | 0.00 | 0.00 | 12,822.00 | |
| 12362-6227-25-33.. | ADECUACION IMAGEN INS.. | 6,458.00 | | 0.00 | 0.00 | 6,458.00 | |
| 12364-6241-25-33.. | REHAB INST ELECTRICAS.. | 1,242,380.31 | | 0.00 | 0.00 | 1,242,380.31 | |
| 12367-6271-25-33.. | REHAB. E INST GAS LP ME.. | 748,362.70 | | 0.00 | 0.00 | 748,362.70 | |
| 12369-6291-25-33.. | CABLEADO ESTRUCTURA.. | 429,999.24 | | 0.00 | 0.00 | 429,999.24 | |
| 12411-5111-24-28.. | MUEBLES DE OFICNA Y E.. | 2,503,991.27 | | 0.00 | 0.00 | 2,503,991.27 | |
| 12411-5111-24-28.. | ARCHIVERO/CONTRALORIA | 3,423.16 | | 0.00 | 0.00 | 3,423.16 | |
| 12411-5111-24-28.. | ARCHIVERO COMERCIO | 2,122.80 | | 0.00 | 0.00 | 2,122.80 | |
| 12411-5111-24-28.. | SILLA INDIVIDUAL | 1,462.76 | | 0.00 | 0.00 | 1,462.76 | |
| 12411-5111-24-28.. | 1 SILLA VISITA | 373.52 | | 0.00 | 0.00 | 373.52 | |
| 12411-5111-24-28.. | SILLA SECRETARIAL | 1,035.88 | | 0.00 | 0.00 | 1,035.88 | |
| 12411-5111-24-28.. | SILLA INDIVIDUAL | 1,462.76 | | 0.00 | 0.00 | 1,462.76 | |
| 12411-5111-24-28.. | SILLA GIRATORIA | 1,307.92 | | 0.00 | 0.00 | 1,307.92 | |
| 12411-5111-24-28.. | 2 SILLAS SECRETARIAL | 2,071.76 | | 0.00 | 0.00 | 2,071.76 | |
| 12411-5111-24-28.. | 1 SILLA EJECUTIVA | 2,842.00 | | 0.00 | 0.00 | 2,842.00 | |
| 12411-5111-24-28.. | 1 SILLA STATUS | 2,470.80 | | 0.00 | 0.00 | 2,470.80 | |
| 12411-5111-24-28.. | 1 ESCRITORIO | 2,262.00 | | 0.00 | 0.00 | 2,262.00 | |
| 12411-5111-24-28.. | 1 SILLA SECRETARIAL | 870.00 | | 0.00 | 0.00 | 870.00 | |
| 12411-5111-24-28.. | MULTIFUNCIONAL/PERSO.. | 7,500.00 | | 0.00 | 0.00 | 7,500.00 | |
| 12411-5111-24-28.. | MULTIFUNCIONAL OBRAS.. | 4,299.00 | | 0.00 | 0.00 | 4,299.00 | |
| 12411-5111-24-28.. | 1 SILLON EJECUTIVO | 2,876.80 | | 0.00 | 0.00 | 2,876.80 | |
| 12411-5111-24-28.. | 1 SILLA/OF PARTES | 1,274.41 | | 0.00 | 0.00 | 1,274.41 | |
| 12411-5111-24-28.. | 2 SILLAS/TESO | 974.40 | | 0.00 | 0.00 | 974.40 | |
| 12411-5111-24-28.. | 4 SILLAS/SALUD | 1,948.80 | | 0.00 | 0.00 | 1,948.80 | |
| 12411-5111-24-28.. | 1 SILLA SECRETARIAL/SAL.. | 904.80 | | 0.00 | 0.00 | 904.80 | |
| 12411-5111-24-28.. | 1 CONJUNTO SECRETARI.. | 3,828.00 | | 0.00 | 0.00 | 3,828.00 | |
| 12411-5111-24-28.. | 2 SILLAS V/OF MAYOR | 974.40 | | 0.00 | 0.00 | 974.40 | |
| 12411-5111-24-28.. | 1 SILLA SECRETARIAL/SIN.. | 904.80 | | 0.00 | 0.00 | 904.80 | |
| 12411-5111-24-28.. | 1 CONJUNTO SECRETARI.. | 3,828.00 | | 0.00 | 0.00 | 3,828.00 | |
| 12411-5111-24-28.. | 2 SILLAS V/CONTRALORIA | 974.40 | | 0.00 | 0.00 | 974.40 | |
| 12411-5111-24-28.. | 1 ESCRITORIO SECRETAR.. | 2,378.00 | | 0.00 | 0.00 | 2,378.00 | |
| 12411-5111-24-28.. | 3 SILLAS VISITA/DES URB.. | 1,461.60 | | 0.00 | 0.00 | 1,461.60 | |
| 12411-5111-24-28.. | 3 SILLAS SEC/DES URBANO | 2,714.40 | | 0.00 | 0.00 | 2,714.40 | |
| 12411-5111-24-28.. | 2 ARCHIVERO/DES .. | 6,612.00 | | 0.00 | 0.00 | 6,612.00 | |
| 12411-5111-24-28.. | 1 SILLA/SEG PUCA | 487.20 | | 0.00 | 0.00 | 487.20 | |
| 12411-5111-24-28.. | MUEBLES DE OFCINA Y E.. | 13,688.00 | | 0.00 | 0.00 | 13,688.00 | |
| 12411-5111-25-33.. | MUEBLES DE OFICINA EJ.. | 521,774.00 | | 0.00 | 0.00 | 521,774.00 | |
| 12411-5111-25-33.. | MUEBLES DE OFICINA Y E.. | 205,116.72 | | 0.00 | 0.00 | 205,116.72 | |
| 12411-5111-25-33.. | EQ CEDECO ISLA SAN PA.. | 42,990.05 | | 0.00 | 0.00 | 42,990.05 | |
| 12411-5111-25-33.. | EQ CEDECO INSURGENTE.. | 31,112.98 | | 0.00 | 0.00 | 31,112.98 | |
| 12411-5111-25-33.. | EQ CEDECO SAN RAFAEL.. | 21,600.00 | | 0.00 | 0.00 | 21,600.00 | |
| 12411-5111-25-33.. | EQ CEDECO LOS ANGELE.. | 6,600.00 | | 0.00 | 0.00 | 6,600.00 | |
| 12411-5111-25-33.. | EQ CEDECO ISLA SN PABL.. | 35,350.02 | | 0.00 | 0.00 | 35,350.02 | |
| 12411-5111-25-33.. | EQ CEDECO INSURGENTE.. | 114,356.99 | | 0.00 | 0.00 | 114,356.99 | |
| 12411-5111-25-33.. | EQ CEDECO SAN RAFAEL.. | 32,400.00 | | 0.00 | 0.00 | 32,400.00 | |
| 12411-5111-25-33.. | EQ CEDECO LOS ANGELE.. | 9,900.00 | | 0.00 | 0.00 | 9,900.00 | |
| 12411-5111-25-33.. | EQUIPAMIENTO MUEBLES/.. | 32,700.00 | | 0.00 | 0.00 | 32,700.00 | |
| 12411-5111-25-33.. | EQUIPAMIEN PREV AREA.. | 26,300.00 | | 0.00 | 0.00 | 26,300.00 | |
| 12412-5121-24-28.. | 3 SILLAS PLEGABLES/SAL.. | 765.60 | | 0.00 | 0.00 | 765.60 | |
| 12412-5121-24-28.. | 1 MESA PLEGABLE/SALUD | 742.40 | | 0.00 | 0.00 | 742.40 | |
| 12412-5121-24-28.. | RELOJ CHECADOR/OF MA.. | 2,986.14 | | 0.00 | 0.00 | 2,986.14 | |

| Cuenta | Nombre | Saldos Iniciales | | Cargos | Abonos | Saldos Actuales | |
|------------------|---------------------------|------------------|-----------|--------|--------|-----------------|-----------|
| | | Deudor | Acreeedor | | | Deudor | Acreeedor |
| 12412-5121-24-28 | TELEFONO INALAMBRICO/.. | | 549.00 | 0.00 | 0.00 | | 549.00 |
| 12412-5121-24-28 | 1 REFRIGERADOR/ GOB | | 1,999.00 | 0.00 | 0.00 | | 1,999.00 |
| 12412-5121-24-28 | TELEFONO STEREM/REG .. | | 380.00 | 0.00 | 0.00 | | 380.00 |
| 12412-5121-24-28 | MESA 244/SALUD | | 1,334.00 | 0.00 | 0.00 | | 1,334.00 |
| 12412-5121-24-28 | GRABADORA/SEC | | 2,900.00 | 0.00 | 0.00 | | 2,900.00 |
| 12412-5121-24-28 | 1 ESCRITORIO/GOB | | 2,900.00 | 0.00 | 0.00 | | 2,900.00 |
| 12412-5121-24-28 | 1 ESCRITORIO/S MED MPAL | | 2,378.00 | 0.00 | 0.00 | | 2,378.00 |
| 12412-5121-24-28 | 12 SILLAS VISITA/R CIVIL | | 5,846.40 | 0.00 | 0.00 | | 5,846.40 |
| 12412-5121-24-28 | 4 ANAQUELES CHAT/S. ME. | | 20,196.06 | 0.00 | 0.00 | | 20,196.06 |
| 12412-5121-25-33 | EQUIPAMIENTO ARE PREV.. | | 24,600.00 | 0.00 | 0.00 | | 24,600.00 |
| 12413-5151-24-28 | EQ COMPUTO Y TEC DE L.. | 1,970,573.46 | | 0.00 | 0.00 | 1,970,573.46 | |
| 12413-5151-24-28 | 1 COMPUTADORA/CATAST.. | | 14,500.00 | 0.00 | 0.00 | | 14,500.00 |
| 12413-5151-24-28 | 1 IMPRESORA 890/TESOR.. | | 6,130.00 | 0.00 | 0.00 | | 6,130.00 |
| 12413-5151-24-28 | MULTIFUNCIONAL/IMPLAN | | 3,489.00 | 0.00 | 0.00 | | 3,489.00 |
| 12413-5151-24-28 | IMPRESORA/CONTA | | 1,600.00 | 0.00 | 0.00 | | 1,600.00 |
| 12413-5151-24-28 | 2 COMPUTADORA/CONTA | | 15,300.00 | 0.00 | 0.00 | | 15,300.00 |
| 12413-5151-24-28 | 1 IMPRESORA LASER1102W | | 1,400.01 | 0.00 | 0.00 | | 1,400.01 |
| 12413-5151-24-28 | LAPTOP G24/COMPRAS | | 7,500.00 | 0.00 | 0.00 | | 7,500.00 |
| 12413-5151-24-28 | E EPOS COMN.ANTENAS | | 28,000.08 | 0.00 | 0.00 | | 28,000.08 |
| 12413-5151-24-28 | 1 LAPTOP/DES.URBANO | | 9,800.00 | 0.00 | 0.00 | | 9,800.00 |
| 12413-5151-24-28 | 1 COMPUTADORA/CULTU.. | | 3,600.00 | 0.00 | 0.00 | | 3,600.00 |
| 12413-5151-24-28 | 1 COMPUTADORA/TESOR.. | | 7,100.00 | 0.00 | 0.00 | | 7,100.00 |
| 12413-5151-24-28 | 1 COMPUTADORA/TESOR.. | | 7,100.00 | 0.00 | 0.00 | | 7,100.00 |
| 12413-5151-24-28 | IMPRESORA/RASTRO | | 5,800.00 | 0.00 | 0.00 | | 5,800.00 |
| 12413-5151-24-28 | SIST.A.CONT.GUB./CONTA | | 10,000.00 | 0.00 | 0.00 | | 10,000.00 |
| 12413-5151-24-28 | 1 IMPRESORA 200/OB.PUB | | 3,200.00 | 0.00 | 0.00 | | 3,200.00 |
| 12413-5151-24-28 | 1 MULTIFUNCIONAL/GOB | | 3,440.00 | 0.00 | 0.00 | | 3,440.00 |
| 12413-5151-24-28 | 16 TABLETS/SIND. REGIDO.. | | 97,481.84 | 0.00 | 0.00 | | 97,481.84 |
| 12413-5151-24-28 | 1 TABLET/TESORERIA | | 5,252.02 | 0.00 | 0.00 | | 5,252.02 |
| 12413-5151-24-28 | 1 TABLET/CONTRALORIA | | 5,252.02 | 0.00 | 0.00 | | 5,252.02 |
| 12413-5151-24-28 | 1 TABLET/ OF MAYOR | | 5,252.02 | 0.00 | 0.00 | | 5,252.02 |
| 12413-5151-24-28 | 1 TABLET/SECRETARIA | | 5,252.02 | 0.00 | 0.00 | | 5,252.02 |
| 12413-5151-24-28 | 2 IMPRESORAS EPSON/CA.. | | 14,800.00 | 0.00 | 0.00 | | 14,800.00 |
| 12413-5151-24-28 | 1 COMP ESC ACER ASPIR.. | | 8,850.01 | 0.00 | 0.00 | | 8,850.01 |
| 12413-5151-24-28 | 2 COMPUTADORA/CATAST.. | | 32,400.00 | 0.00 | 0.00 | | 32,400.00 |
| 12413-5151-24-28 | LAPTOP/OF PARTES | | 6,900.00 | 0.00 | 0.00 | | 6,900.00 |
| 12413-5151-24-28 | IMPRESORA 1102/COMPR.. | | 2,200.00 | 0.00 | 0.00 | | 2,200.00 |
| 12413-5151-24-28 | 5 RELOJ CHECADOR/PER.. | | 35,913.60 | 0.00 | 0.00 | | 35,913.60 |
| 12413-5151-24-28 | 1 COMPUTADORA/PERSO.. | | 5,500.00 | 0.00 | 0.00 | | 5,500.00 |
| 12413-5151-24-28 | IMPRESORA/CULTURA | | 18,750.00 | 0.00 | 0.00 | | 18,750.00 |
| 12413-5151-24-28 | COMPUTADORA/S.R.E | | 5,600.00 | 0.00 | 0.00 | | 5,600.00 |
| 12413-5151-24-28 | GPS DIG/DES. URBANO | | 20,851.00 | 0.00 | 0.00 | | 20,851.00 |
| 12413-5151-24-28 | SERVIDOR/CONTABILIDAD | | 46,590.01 | 0.00 | 0.00 | | 46,590.01 |
| 12413-5151-24-28 | 4 HP GB1RX4/CONTABILID.. | | 7,000.00 | 0.00 | 0.00 | | 7,000.00 |
| 12413-5151-24-28 | 1 IMPRESORA/CONTA | | 2,150.00 | 0.00 | 0.00 | | 2,150.00 |
| 12413-5151-24-28 | 1 IMPRESORA/PROT. CIVIL | | 2,100.00 | 0.00 | 0.00 | | 2,100.00 |
| 12413-5151-24-28 | 1 COMPUTADORA/PERSO.. | | 5,600.00 | 0.00 | 0.00 | | 5,600.00 |
| 12413-5151-24-28 | 2 COMPUS C. NEGRA/IMPL.. | | 14,700.01 | 0.00 | 0.00 | | 14,700.01 |
| 12413-5151-24-28 | 1 COMPUTADORA/COMPR.. | | 5,600.00 | 0.00 | 0.00 | | 5,600.00 |
| 12413-5151-24-28 | 1 COMPUTADORA/TALLER.. | | 5,600.00 | 0.00 | 0.00 | | 5,600.00 |
| 12413-5151-24-28 | 1 COMPUTADORA/SALUD | | 5,600.00 | 0.00 | 0.00 | | 5,600.00 |
| 12413-5151-24-28 | | | 7,750.01 | 0.00 | 0.00 | | 7,750.01 |
| 12413-5151-24-28 | 1 IMPRESORA/COM. SOC. | | 3,200.00 | 0.00 | 0.00 | | 3,200.00 |
| 12413-5151-24-28 | IMPRESORA/OB. PUB | | 3,900.00 | 0.00 | 0.00 | | 3,900.00 |
| 12413-5151-24-28 | DISCO DURO/OF. MAYOR | | 2,200.00 | 0.00 | 0.00 | | 2,200.00 |
| 12413-5151-24-28 | IMPRESORA/DSPM | | 1,100.00 | 0.00 | 0.00 | | 1,100.00 |
| 12413-5151-24-28 | IMPRESORA/INFORMATICA | | 2,099.99 | 0.00 | 0.00 | | 2,099.99 |
| 12413-5151-24-28 | IMPRESOR/TALLERES | | 2,099.99 | 0.00 | 0.00 | | 2,099.99 |
| 12413-5151-24-28 | NANO STATION/SERV. MP.. | | 2,800.00 | 0.00 | 0.00 | | 2,800.00 |
| 12413-5151-24-28 | MONITOR/REG. CIVIL | | 1,950.00 | 0.00 | 0.00 | | 1,950.00 |
| 12413-5151-24-28 | COMPUTADORA/PERSON.. | | 6,200.00 | 0.00 | 0.00 | | 6,200.00 |
| 12413-5151-24-28 | IMPRESORA/PERSONAL | | 1,800.00 | 0.00 | 0.00 | | 1,800.00 |
| 12413-5151-24-28 | PROYECTOR EPSON/GOB | | 7,200.00 | 0.00 | 0.00 | | 7,200.00 |
| 12413-5151-24-28 | NANO STATION/CATASTRO | | 2,600.00 | 0.00 | 0.00 | | 2,600.00 |
| 12413-5151-24-28 | IMPRESORA 890/SEG PUB | | 6,700.00 | 0.00 | 0.00 | | 6,700.00 |
| 12413-5151-24-28 | BLACKBERRY 3G/9800 | | 10,679.00 | 0.00 | 0.00 | | 10,679.00 |
| 12413-5151-24-28 | APPLE IPHONE 5 WHITE/G.. | | 12,079.00 | 0.00 | 0.00 | | 12,079.00 |

| Cuenta | Nombre | Saldos Iniciales | | Cargos | Abonos | Saldos Actuales | |
|-------------------|---------------------------|------------------|----------|-----------|--------|-----------------|----------|
| | | Deudor | Acreedor | | | Deudor | Acreedor |
| 12413-5151-24-28- | SAMSUNG 3G-S583/DES. S.. | 1,219.00 | | 0.00 | 0.00 | 1,219.00 | |
| 12413-5151-24-28- | SAMSUN 3G-S5830/OF MA.. | 1,219.00 | | 0.00 | 0.00 | 1,219.00 | |
| 12413-5151-24-28- | SAMSUNG 3G-S5830/CONT.. | 1,219.00 | | 0.00 | 0.00 | 1,219.00 | |
| 12413-5151-24-28- | SAMSUNG 3G-S5830/SECR.. | 1,219.00 | | 0.00 | 0.00 | 1,219.00 | |
| 12413-5151-24-28- | SAMSUNG 3G-S5830/TESO.. | 1,219.00 | | 0.00 | 0.00 | 1,219.00 | |
| 12413-5151-24-28- | SAMSUNG 3G-S5830/OB P.. | 1,219.00 | | 0.00 | 0.00 | 1,219.00 | |
| 12413-5151-24-28- | TELEFONO FAX/S.R.E. | 1,728.40 | | 0.00 | 0.00 | 1,728.40 | |
| 12413-5151-24-28- | 4 ANTENAS(CAJA) INFORM.. | 7,656.00 | | 0.00 | 0.00 | 7,656.00 | |
| 12413-5151-24-28- | 2 PAQ RADIOS/OB PUB | 5,400.01 | | 0.00 | 0.00 | 5,400.01 | |
| 12413-5151-24-28- | EQ COMPUTO Y MULTIFU.. | 12,800.00 | | 0.00 | 0.00 | 12,800.00 | |
| 12413-5151-24-28- | IMPRESORA EPSON FX890.. | 6,800.00 | | 0.00 | 0.00 | 6,800.00 | |
| 12413-5151-24-28- | COMP. HP PAVILON/NS6E.. | 13,400.00 | | 0.00 | 0.00 | 13,400.00 | |
| 12413-5151-24-28- | 1 CPU CELERO 807 1.5GV.. | 3,600.00 | | 0.00 | 0.00 | 3,600.00 | |
| 12413-5151-24-28- | EQUPO MULTIFUNCIONAL .. | 12,758.84 | | 0.00 | 0.00 | 12,758.84 | |
| 12413-5151-24-28- | CARRO DE IMPRESION PA.. | 6,380.00 | | 0.00 | 0.00 | 6,380.00 | |
| 12413-5151-24-28- | IMPRESORA HP COLOR LA.. | 7,700.00 | | 0.00 | 0.00 | 7,700.00 | |
| 12413-5151-24-28- | NO BREAK/CONTABILIDAD.. | 3,999.00 | | 0.00 | 0.00 | 3,999.00 | |
| 12413-5151-24-28- | PROYECTOR BENQ MS524.. | 0.00 | | 7,100.00 | 0.00 | 7,100.00 | |
| 12413-5151-25-23- | MULTIFUNCIONAL/R23/CU.. | 53,358.84 | | 0.00 | 0.00 | 53,358.84 | |
| 12413-5151-25-23- | IMPRESORA/R23/EJ 14/CU.. | 4,000.00 | | 0.00 | 0.00 | 4,000.00 | |
| 12413-5151-25-33- | EQUIPO DE COMPUTO EJ .. | 1,074,540.87 | | 0.00 | 0.00 | 1,074,540.87 | |
| 12413-5151-25-33- | EQUIPO DE COMPUTO EJ .. | 936,790.45 | | 0.00 | 0.00 | 936,790.45 | |
| 12413-5151-25-33- | EQUIPAMIENTO CECEDO I.. | 73,664.99 | | 0.00 | 0.00 | 73,664.99 | |
| 12413-5151-25-33- | EQ CEDECO INSURGENTE.. | 39,099.01 | | 0.00 | 0.00 | 39,099.01 | |
| 12413-5151-25-33- | 2 HP LASER JET PRO R11.. | 4,600.00 | | 0.00 | 0.00 | 4,600.00 | |
| 12413-5151-25-33- | 1 HP OFFICE JET PRO 860.. | 3,300.00 | | 0.00 | 0.00 | 3,300.00 | |
| 12413-5151-25-33- | 10 PZ HP GI INTEL CELER.. | 102,000.00 | | 0.00 | 0.00 | 102,000.00 | |
| 12413-5151-25-33- | 2 PZ FIJITSU SAN SNAP/D.. | 14,600.00 | | 0.00 | 0.00 | 14,600.00 | |
| 12413-5151-25-33- | 3 LAPTOP DELL INSPIRON .. | 41,400.00 | | 0.00 | 0.00 | 41,400.00 | |
| 12413-5151-25-33- | EQUIPO TOPOGRAFICO P.. | 372,922.37 | | 0.00 | 0.00 | 372,922.37 | |
| 12413-5151-25-33- | EQ CEDECO ISAL SN PABL.. | 117,284.96 | | 0.00 | 0.00 | 117,284.96 | |
| 12413-5151-25-33- | EQ CEDECO INSURGENTE.. | 126,331.04 | | 0.00 | 0.00 | 126,331.04 | |
| 12413-5151-25-33- | PROY MOVILIDAD SEGUR.. | 39,970.00 | | 0.00 | 0.00 | 39,970.00 | |
| 12413-5151-25-33- | 1 LAPTOP/SUBSEMUNN 20.. | 9,500.00 | | 0.00 | 0.00 | 9,500.00 | |
| 12413-5151-25-33- | 8 COMPUTADORAs ESCRI.. | 176,000.00 | | 0.00 | 0.00 | 176,000.00 | |
| 12413-5151-25-33- | 2 IMPRESORA/SIST NAL E.. | 32,000.00 | | 0.00 | 0.00 | 32,000.00 | |
| 12413-5151-25-33- | PLOTER/SIST NAL DE INF.. | 90,000.00 | | 0.00 | 0.00 | 90,000.00 | |
| 12413-5151-25-33- | 15 EQUIPOS DE COMPUTO.. | 53,500.00 | | 0.00 | 0.00 | 53,500.00 | |
| 12413-5151-25-33- | COMPUTADORA PORTATI.. | 0.00 | | 22,500.00 | 0.00 | 22,500.00 | |
| 12413-5151-25-33- | PROYECTOR EPSON POW.. | 0.00 | | 6,700.00 | 0.00 | 6,700.00 | |
| 12413-5151-25-33- | MODULO WI-FI POWERLIT.. | 0.00 | | 2,580.00 | 0.00 | 2,580.00 | |
| 12413-5151-25-33- | IMPRESORA LASERJET HP.. | 0.00 | | 6,545.00 | 0.00 | 6,545.00 | |
| 12413-5151-25-33- | IMPRESORA MULTIFUNCI.. | 0.00 | | 5,350.00 | 0.00 | 5,350.00 | |
| 12413-5151-25-33- | MONITOR DELL P2414H/R3.. | 0.00 | | 4,490.00 | 0.00 | 4,490.00 | |
| 12413-5151-25-33- | COMPUTADORA ESCRITO.. | 0.00 | | 11,790.00 | 0.00 | 11,790.00 | |
| 12413-5151-25-33- | IMPRESORA MULTIFUNCI.. | 0.00 | | 2,850.00 | 0.00 | 2,850.00 | |
| 12413-5151-25-33- | COMPUTADORA PORTATI.. | 0.00 | | 8,950.00 | 0.00 | 8,950.00 | |
| 12413-5151-25-33- | LENTE DE LED DE 30CM V.. | 0.00 | | 4,408.00 | 0.00 | 4,408.00 | |
| 12413-5151-25-33- | LENTE DE LED DE 30CM F.. | 0.00 | | 4,408.00 | 0.00 | 4,408.00 | |
| 12413-5151-25-33- | EQUIPAMIENTO/ PROGRA.. | 419,820.00 | | 0.00 | 0.00 | 419,820.00 | |
| 12413-5151-25-33- | 15 EQ CINOUTO/CQ CEDC.. | 80,250.00 | | 0.00 | 0.00 | 80,250.00 | |
| 12413-5151-25-33- | SERVIDOR DE COMPUTO/.. | 239,800.00 | | 0.00 | 0.00 | 239,800.00 | |
| 12413-5151-25-33- | EQUIPAMIENTO AREA PRE.. | 39,400.00 | | 0.00 | 0.00 | 39,400.00 | |
| 12419-5191-24-28- | OTROS MOBILIARIOS Y EQ.. | 5,462.50 | | 0.00 | 0.00 | 5,462.50 | |
| 12419-5191-24-28- | CAMARA F/TESO/GOB | 2,320.00 | | 0.00 | 0.00 | 2,320.00 | |
| 12419-5191-24-28- | 2 BAFLES AMPLIFICADOR.. | 11,576.80 | | 0.00 | 0.00 | 11,576.80 | |
| 12419-5191-24-28- | 2 RADIOS CATASTRO | 1,499.00 | | 0.00 | 0.00 | 1,499.00 | |
| 12419-5191-24-28- | OTROS MOBILIARIOS Y EQ.. | 5,660.99 | | 0.00 | 0.00 | 5,660.99 | |
| 12419-5191-24-28- | 3 SILLONES DE CEDRO R.. | 18,792.00 | | 0.00 | 0.00 | 18,792.00 | |
| 12419-5191-25-33- | OTROS MOBILIARIOS Y EQ.. | 330,982.52 | | 0.00 | 0.00 | 330,982.52 | |
| 12419-5191-25-33- | EQ CEDECO ISLA SN PABL.. | 6,000.00 | | 0.00 | 0.00 | 6,000.00 | |
| 12419-5191-25-33- | EQ CEDECO LA MORITA/O.. | 20,200.00 | | 0.00 | 0.00 | 20,200.00 | |
| 12419-5191-25-33- | EQ CEDECO SAN RAFAEL/.. | 25,520.00 | | 0.00 | 0.00 | 25,520.00 | |
| 12419-5191-25-33- | EQ CEDECO LOS ANGELE.. | 38,320.00 | | 0.00 | 0.00 | 38,320.00 | |
| 12419-5191-25-33- | EQ CEDECO ISLA SAN PA.. | 14,000.00 | | 0.00 | 0.00 | 14,000.00 | |
| 12419-5191-25-33- | EQ CEDECO LA MORITA/O.. | 30,300.00 | | 0.00 | 0.00 | 30,300.00 | |
| 12419-5191-25-33- | EQ CEDECO SAN RAFAEL/.. | 38,280.00 | | 0.00 | 0.00 | 38,280.00 | |

| Cuenta | Nombre | SalDOS Iniciales | | Cargos | Abonos | SalDOS Actuales | |
|--------------------|---------------------------|------------------|----------|--------------|--------|-----------------|--------------|
| | | Deudor | AcreeDor | | | Deudor | AcreeDor |
| 12419-5191-25-33.. | EQ CEDECO LOS ANGELE.. | 57,480.00 | | 0.00 | 0.00 | | 57,480.00 |
| 12421-5211-24-28.. | EQUIPOS Y APARATOS AU.. | 12,966.00 | | 0.00 | 0.00 | | 12,966.00 |
| 12421-5211-25-33.. | REPRODUCTOR MP4 DE 1.. | 4,000.00 | | 0.00 | 0.00 | | 4,000.00 |
| 12421-5211-25-33.. | EQUIPAMIENTO CEDECO I.. | 30,285.01 | | 0.00 | 0.00 | | 30,285.01 |
| 12421-5211-25-33.. | EQ CEDECO INSURGENTE.. | 33,900.01 | | 0.00 | 0.00 | | 33,900.01 |
| 12421-5211-25-33.. | EQ CEDECO LA MORITA/A.. | 8,040.00 | | 0.00 | 0.00 | | 8,040.00 |
| 12421-5211-25-33.. | EQ CEDOCO SN RAFAEL/E.. | 10,400.00 | | 0.00 | 0.00 | | 10,400.00 |
| 12421-5211-25-33.. | EQ CEDECO LOS ANGELE.. | 10,400.01 | | 0.00 | 0.00 | | 10,400.01 |
| 12421-5211-25-33.. | EQUIPAMIENTO CEDECO I.. | 49,665.02 | | 0.00 | 0.00 | | 49,665.02 |
| 12421-5211-25-33.. | EQ CEDECO INSURGENTE.. | 79,100.03 | | 0.00 | 0.00 | | 79,100.03 |
| 12421-5211-25-33.. | EQ CEDECO LA MORITA/A.. | 12,060.00 | | 0.00 | 0.00 | | 12,060.00 |
| 12421-5211-25-33.. | EQ CEDECO SAN RAFAEL.. | 15,600.00 | | 0.00 | 0.00 | | 15,600.00 |
| 12421-5211-25-33.. | EQ CEDECO LOS ANGELE.. | 15,599.99 | | 0.00 | 0.00 | | 15,599.99 |
| 12421-5211-25-33.. | PROYECTOR/SUBSEMUN .. | 6,300.00 | | 0.00 | 0.00 | | 6,300.00 |
| 12421-5211-25-33.. | VIDEO PROYECTOR DE AL.. | 149,000.00 | | 0.00 | 0.00 | | 149,000.00 |
| 12422-5221-25-33.. | APARTOS DEPORTIVOS E.. | 252,500.00 | | 0.00 | 0.00 | | 252,500.00 |
| 12422-5221-25-33.. | APARTOS DEPORTIVOS 20.. | 565,896.01 | | 0.00 | 0.00 | | 565,896.01 |
| 12423-5231-24-28.. | CAMARA DIGITAL/DES UR.. | 7,200.00 | | 0.00 | 0.00 | | 7,200.00 |
| 12423-5231-24-28.. | GABINETE CON TARJETA | 4,300.00 | | 0.00 | 0.00 | | 4,300.00 |
| 12423-5231-24-28.. | CAMARA DIGITAL/DEPORT.. | 2,150.00 | | 0.00 | 0.00 | | 2,150.00 |
| 12423-5231-24-28.. | CAMARA FOTOGRAFICA/G.. | 2,790.00 | | 0.00 | 0.00 | | 2,790.00 |
| 12423-5231-24-28.. | CAMARA DIGITAL TALLER.. | 1,590.00 | | 0.00 | 0.00 | | 1,590.00 |
| 12423-5231-25-33.. | CAMARAS FOTOGRAFICA.. | 10,883.86 | | 0.00 | 0.00 | | 10,883.86 |
| 12423-5231-25-33.. | EQ CEDECO INSURGENTE.. | 27,708.00 | | 0.00 | 0.00 | | 27,708.00 |
| 12423-5231-25-33.. | EQ CEDECO INSURGENTE.. | 64,652.00 | | 0.00 | 0.00 | | 64,652.00 |
| 12423-5231-25-33.. | CAMARA DIGITAL CANON .. | 0.00 | | 10,560.00 | 0.00 | | 10,560.00 |
| 12423-5231-25-33.. | EQUIPAMIENTO AREA PRE.. | 9,700.00 | | 0.00 | 0.00 | | 9,700.00 |
| 12429-5291-25-33.. | EQ CEDECO LA MORITA/O.. | 11,160.00 | | 0.00 | 0.00 | | 11,160.00 |
| 12429-5291-25-33.. | EQ CEDECO SAN RAFAEL.. | 11,160.00 | | 0.00 | 0.00 | | 11,160.00 |
| 12429-5291-25-33.. | EQ CEDECO LOS ANGELE.. | 11,160.00 | | 0.00 | 0.00 | | 11,160.00 |
| 12429-5291-25-33.. | EQ CEDECO LA MORITA/O.. | 16,740.00 | | 0.00 | 0.00 | | 16,740.00 |
| 12429-5291-25-33.. | EQ CEDECO SN RAFAEL/E.. | 16,740.00 | | 0.00 | 0.00 | | 16,740.00 |
| 12429-5291-25-33.. | EQ CEDECO LOS ANGELE.. | 16,740.00 | | 0.00 | 0.00 | | 16,740.00 |
| 12431-5311-24-28.. | SILLON DENTAL UNIDAD M.. | 21,460.00 | | 0.00 | 0.00 | | 21,460.00 |
| 12431-5311-24-28.. | EQUIPO MEDICO Y DE LAB.. | 5,000.01 | | 0.00 | 0.00 | | 5,000.01 |
| 12432-5321-24-28.. | ESTUCHE DIAGNOSTICO .. | 0.00 | | 5,200.00 | 0.00 | | 5,200.00 |
| 12441-5411-24-28.. | AUTOMOVILES Y CAMION.. | 4,799,747.88 | | 0.00 | 0.00 | | 4,799,747.88 |
| 12441-5411-24-28.. | 1 MOTO WAVE/DES URBA.. | 15,000.01 | | 0.00 | 0.00 | | 15,000.01 |
| 12441-5411-24-28.. | MOTO HONDA/COPMERCIO | 20,900.00 | | 0.00 | 0.00 | | 20,900.00 |
| 12441-5411-24-28.. | MOTO HONDA/COMERCIO | 20,900.00 | | 0.00 | 0.00 | | 20,900.00 |
| 12441-5411-24-28.. | TOYOTA DISCAPATAXI | 459,700.00 | | 0.00 | 0.00 | | 459,700.00 |
| 12441-5411-24-28.. | BICICLETA DE MONATÑA/.. | 1,590.00 | | 0.00 | 0.00 | | 1,590.00 |
| 12441-5411-25-33.. | AUTOMOVILES Y CAMION.. | 7,699,291.95 | | 0.00 | 0.00 | | 7,699,291.95 |
| 12441-5411-25-33.. | AUTOMOVILES Y CAMION.. | 3,908,400.00 | | 0.00 | 0.00 | | 3,908,400.00 |
| 12441-5411-25-33.. | 4 MOTOCICLETA (CUATRI)/.. | 786,480.00 | | 0.00 | 0.00 | | 786,480.00 |
| 12441-5411-25-33.. | MOTOCICLETA 250CC/EQ.. | 149,988.00 | | 0.00 | 0.00 | | 149,988.00 |
| 12441-5411-25-33.. | 1 NISSAN URRVAN/12 PAS.. | 396,836.00 | | 0.00 | 0.00 | | 396,836.00 |
| 12441-5411-25-33.. | 1 SEDAN COROLLA/EQUIP.. | 468,640.00 | | 0.00 | 0.00 | | 468,640.00 |
| 12441-5411-25-33.. | COMPACTADOR DE BASU.. | 0.00 | | 1,499,000.00 | 0.00 | | 1,499,000.00 |
| 12450-5511-25-33.. | EQUIPO Y ARMAMENTO E.. | 4,310,250.10 | | 0.00 | 0.00 | | 4,310,250.10 |
| 12461-5611-24-28.. | TRACTOR JARDINERO/PA.. | 45,000.00 | | 0.00 | 0.00 | | 45,000.00 |
| 12463-5631-24-28.. | MAQ Y EQ DE CONSTRUC.. | 2,820,129.35 | | 0.00 | 0.00 | | 2,820,129.35 |
| 12463-5631-24-28.. | 2 MINICOMPACTADORAS .. | 130,004.00 | | 0.00 | 0.00 | | 130,004.00 |
| 12464-5641-24-28.. | MINISPLIT/GOBERNACION | 8,700.00 | | 0.00 | 0.00 | | 8,700.00 |
| 12464-5641-24-28.. | 2 AIRE ACONDICIONADO/C.. | 10,727.68 | | 0.00 | 0.00 | | 10,727.68 |
| 12464-5641-24-28.. | AIRE ACONDICIONADO/OB.. | 8,843.84 | | 0.00 | 0.00 | | 8,843.84 |
| 12464-5641-25-33.. | AIRE ACONDICIONADO SU.. | 221,798.96 | | 0.00 | 0.00 | | 221,798.96 |
| 12465-5651-25-33.. | EQ DE COMUNICACION Y .. | 3,198,793.12 | | 0.00 | 0.00 | | 3,198,793.12 |
| 12465-5651-25-33.. | EQ DE COMUNICACION Y .. | 382,290.76 | | 0.00 | 0.00 | | 382,290.76 |
| 12465-5651-25-33.. | TERMINAL DIGITAL PORTA.. | 1,278,668.00 | | 0.00 | 0.00 | | 1,278,668.00 |
| 12465-5621-25-33.. | ANTENNA ENLACE DATOS.. | 299,996.88 | | 0.00 | 0.00 | | 299,996.88 |
| 12466-5661-25-33.. | PLANTA DE EMERGENCIA/.. | 146,000.00 | | 0.00 | 0.00 | | 146,000.00 |
| 12467-5671-24-28.. | HERRAMIENTAS Y MAQ H.. | 822,084.14 | | 0.00 | 0.00 | | 822,084.14 |
| 12467-5671-24-28.. | SENSOR C/MONTURA OBR.. | 3,264.24 | | 0.00 | 0.00 | | 3,264.24 |
| 12467-5671-24-28.. | ESTADAL ALUMUNIO | 590.67 | | 0.00 | 0.00 | | 590.67 |
| 12467-5671-24-28.. | POLIPASTO 1 TONELADA | 34,892.80 | | 0.00 | 0.00 | | 34,892.80 |
| 12467-5671-24-28.. | 1 POLIPASTO 2 .. | 40,945.68 | | 0.00 | 0.00 | | 40,945.68 |

| Cuenta | Nombre | Saldos Iniciales | | Cargos | Abonos | Saldos Actuales | |
|--------------------|---------------------------|------------------|------------|-----------|--------|-----------------|------------|
| | | Deudor | Acreedor | | | Deudor | Acreedor |
| 2467-5671-24-28.. | DESMALEZADORA | | 7,733.26 | 0.00 | 0.00 | | 7,733.26 |
| 2467-5671-24-28.. | 2 MOTOSIERRAS | | 16,589.16 | 0.00 | 0.00 | | 16,589.16 |
| 2467-5671-24-28.. | DEZMALEZADORA | | 7,902.45 | 0.00 | 0.00 | | 7,902.45 |
| 12467-5671-24-28.. | CAMARA DIGITAL | | 2,100.00 | 0.00 | 0.00 | | 2,100.00 |
| 2467-5671-24-28.. | COMPRESOR | | 2,748.35 | 0.00 | 0.00 | | 2,748.35 |
| 2467-5671-24-28.. | serrucho jarvis | | 27,793.60 | 0.00 | 0.00 | | 27,793.60 |
| 2467-5671-24-28.. | AFILADOR CUCHILLOS | | 6,119.00 | 0.00 | 0.00 | | 6,119.00 |
| 12467-5671-24-28.. | ESCALERA TIJERA | | 1,227.71 | 0.00 | 0.00 | | 1,227.71 |
| 12467-5671-24-28.. | 3 MOCHILAS ASPERSORA | | 21,088.80 | 0.00 | 0.00 | | 21,088.80 |
| 2467-5671-24-28.. | CAVITRON | | 12,976.83 | 0.00 | 0.00 | | 12,976.83 |
| 2467-5671-24-28.. | LAMAPARA FOTOCURADO | | 1,670.40 | 0.00 | 0.00 | | 1,670.40 |
| 12467-5671-24-28.. | TANQUE PRESURIZADOR | | 628.93 | 0.00 | 0.00 | | 628.93 |
| 12467-5671-24-28.. | AMALGAMADOR | | 1,726.08 | 0.00 | 0.00 | | 1,726.08 |
| 2467-5671-24-28.. | PIEZA BAJA ORBIT | | 1,617.71 | 0.00 | 0.00 | | 1,617.71 |
| 2467-5671-24-28.. | PIEZA ALTA MIDWEST | | 4,151.94 | 0.00 | 0.00 | | 4,151.94 |
| 12467-5671-24-28.. | GATO HIDRAULICO | | 7,965.74 | 0.00 | 0.00 | | 7,965.74 |
| 12467-5671-24-28.. | 2 DESBROZADORA | | 5,298.00 | 0.00 | 0.00 | | 5,298.00 |
| 2467-5671-24-28.. | ESCALERA CUP | | 4,665.00 | 0.00 | 0.00 | | 4,665.00 |
| 2467-5671-24-28.. | BOYA PARA LAVAR INYECT | | 4,228.20 | 0.00 | 0.00 | | 4,228.20 |
| 12467-5671-24-28.. | BOMBA PASTEURIZADORA | | 2,538.21 | 0.00 | 0.00 | | 2,538.21 |
| 12467-5671-24-28.. | HERRAMIENTAS Y MAQUI.. | | 4,060.00 | 0.00 | 0.00 | | 4,060.00 |
| 2467-5671-24-28.. | 2 ESCALERA FIBRA DE VID | | 9,300.00 | 0.00 | 0.00 | | 9,300.00 |
| 2467-5671-24-28.. | INSENSIBILIZADOR ELECT.. | | 16,008.00 | 0.00 | 0.00 | | 16,008.00 |
| 12467-5671-24-28.. | COMPRESOR VERMAR 5 5.. | | 27,393.40 | 0.00 | 0.00 | | 27,393.40 |
| 12467-5671-24-28.. | PISTOLA IMPACTO DE 1" I.. | | 11,470.64 | 0.00 | 0.00 | | 11,470.64 |
| 2467-5671-24-28.. | PISTOLA IMPACTO DE 1/2" | | 7,213.18 | 0.00 | 0.00 | | 7,213.18 |
| 2467-5671-24-28.. | ENGRASADORA RW NEUM.. | | 7,149.31 | 0.00 | 0.00 | | 7,149.31 |
| 12467-5671-24-28.. | MOTOR BASICO 5.7 VORT.. | | 0.00 | 13,804.00 | 0.00 | | 13,804.00 |
| 12467-5671-24-28.. | SIERRA CIRCULAR 71/4" D.. | | 0.00 | 2,999.41 | 0.00 | | 2,999.41 |
| 2467-5671-25-33.. | HERRAMIENTAS EJ 2012 Y.. | | 18,285.84 | 0.00 | 0.00 | | 18,285.84 |
| 2467-5671-25-33.. | HERRAMIENTAS EJ 2013 | | 207,908.42 | 0.00 | 0.00 | | 207,908.42 |
| 12467-5671-25-33.. | EQ CEDECO ISLA SAN PA.. | | 65,322.00 | 0.00 | 0.00 | | 65,322.00 |
| 12467-5671-25-33.. | EQ CEDECO INSURGENTE.. | | 10,548.00 | 0.00 | 0.00 | | 10,548.00 |
| 2467-5671-25-33.. | EQ CEDECO LA MORITA/H.. | | 26,200.00 | 0.00 | 0.00 | | 26,200.00 |
| 2467-5671-25-33.. | EQ CEDECO/HERRAMIENT.. | | 4,268.00 | 0.00 | 0.00 | | 4,268.00 |
| 12467-5671-25-33.. | EQ CEDECO/HERR Y MAQ .. | | 152,418.00 | 0.00 | 0.00 | | 152,418.00 |
| 12467-5671-25-33.. | EQ CEDECO ISLA SAN PA.. | | 15,822.00 | 0.00 | 0.00 | | 15,822.00 |
| 2467-5671-25-33.. | EQ CEDECO LA MORITA/H.. | | 39,300.00 | 0.00 | 0.00 | | 39,300.00 |
| 2467-5671-25-33.. | EQ CEDECO/HERR Y MAQ .. | | 6,402.00 | 0.00 | 0.00 | | 6,402.00 |
| 12469-5691-24-28.. | TARJA C/TINA/RASTRO | | 9,454.00 | 0.00 | 0.00 | | 9,454.00 |
| 12469-5691-24-28.. | MESA DE TRABAJO/RAST.. | | 8,816.00 | 0.00 | 0.00 | | 8,816.00 |
| 2469-5691-24-28.. | FREGADERO/RASTRO | | 16,472.00 | 0.00 | 0.00 | | 16,472.00 |
| 2469-5691-24-28.. | MESA TRABAJO ENTREPA.. | | 14,500.00 | 0.00 | 0.00 | | 14,500.00 |
| 12469-5691-24-28.. | 4 MICROFONOS/COM SOC.. | | 10,520.00 | 0.00 | 0.00 | | 10,520.00 |
| 12469-5691-24-28.. | 1 TRITURADORA PAP/GOB | | 2,132.00 | 0.00 | 0.00 | | 2,132.00 |
| 2469-5691-24-28.. | LAVAMANOS DE ACERO IN.. | | 8,357.80 | 0.00 | 0.00 | | 8,357.80 |
| 2469-5691-24-28.. | LAVAOJOS DE EMERGENC.. | | 4,593.60 | 0.00 | 0.00 | | 4,593.60 |
| 12469-5691-24-28.. | 2 BOMBAS SUMERGIBLES/.. | | 68,616.32 | 0.00 | 0.00 | | 68,616.32 |
| 12469-5691-25-33.. | EQ CEDECO ISLA SN PABL.. | | 115,161.56 | 0.00 | 0.00 | | 115,161.56 |
| 2469-5691-25-33.. | EQ CEDDECO INSURGENT.. | | 91,948.50 | 0.00 | 0.00 | | 91,948.50 |
| 2469-5691-25-33.. | EQ CEDECO LA MORITA/O.. | | 17,220.01 | 0.00 | 0.00 | | 17,220.01 |
| 12469-5691-25-33.. | EUIPAMIENTO CEDECO IS.. | | 193,557.34 | 0.00 | 0.00 | | 193,557.34 |
| 12469-5691-25-33.. | EQ CEDECO INSURGENTE.. | | 214,546.50 | 0.00 | 0.00 | | 214,546.50 |
| 2469-5691-25-33.. | EQ CEDECO LA MORITA/O.. | | 25,829.99 | 0.00 | 0.00 | | 25,829.99 |
| 2469-5691-25-33.. | MAQ CORTE DE PELO,DEL | | 7,600.00 | 0.00 | 0.00 | | 7,600.00 |
| 2469-5691-25-33.. | MAQ CORTE PELO,DELIN.. | | 11,400.00 | 0.00 | 0.00 | | 11,400.00 |
| 12469-5691-25-33.. | SIST TIERRE Y APARTA R.. | | 229,999.00 | 0.00 | 0.00 | | 229,999.00 |
| 2510-5911-24-28.. | SOFTWARE TAUTO INGRE.. | | 738,016.12 | 0.00 | 0.00 | | 738,016.12 |
| 2510-5911-24-28.. | SOFTWARE CLIP EGRESO.. | | 775,748.84 | 0.00 | 0.00 | | 775,748.84 |
| 12510-5911-25-33.. | ACTUALIZACION DE LICEN.. | | 50,000.00 | 0.00 | 0.00 | | 50,000.00 |
| 12510-5911-25-33.. | SOFTWARE/SIST NAL E IN.. | | 500,000.00 | 0.00 | 0.00 | | 500,000.00 |
| 2510-5911-25-33.. | ENLAE TRANS DATOS INA.. | | 699,992.72 | 0.00 | 0.00 | | 699,992.72 |
| 2541-5971-24-28.. | ACTUALIZACION NOMINAS | | 6,006.48 | 0.00 | 0.00 | | 6,006.48 |
| 2541-5971-24-28.. | WINDOWS SERVER | | 11,541.35 | 0.00 | 0.00 | | 11,541.35 |
| 12541-5971-24-28.. | ACTUALIZACION BANCOS | | 17,766.56 | 0.00 | 0.00 | | 17,766.56 |
| 2541-5971-24-28.. | ANTIVIRUS KARPESKY | | 2,398.00 | 0.00 | 0.00 | | 2,398.00 |
| 2541-5971-24-28.. | FACTURACION ELECTRON.. | | 2,888.40 | 0.00 | 0.00 | | 2,888.40 |

| Cuenta | Nombre | Saldos Iniciales | | Cargos | Abonos | Saldos Actuales | |
|--------------------|---------------------------|------------------|----------|---------------|---------------|-----------------|----------|
| | | Deudor | Acreedor | | | Deudor | Acreedor |
| 12541-5971-24-28.. | RENOVACION LICENCIA 8.. | 12,524.33 | | 0.00 | 0.00 | 12,524.33 | |
| 12541-5971-24-28.. | RENOVACION LICENCIA B.. | 18,597.46 | | 0.00 | 0.00 | 18,597.46 | |
| 12541-5971-24-28.. | ACTUALIZACION NOMIPAQ.. | 8,217.44 | | 0.00 | 0.00 | 8,217.44 | |
| 12541-5971-25-33.. | LICENCIAS INFORMATICA.. | 88,024.00 | | 0.00 | 0.00 | 88,024.00 | |
| 12541-5971-25-33.. | LICENCIAS ANTIVIRUS/SIS.. | 30,000.00 | | 0.00 | 0.00 | 30,000.00 | |
| 12541-5971-25-33.. | LICENCIAMIENTO DE BAS.. | 250,000.00 | | 0.00 | 0.00 | 250,000.00 | |
| 12541-5971-25-33.. | ACTUALIZACION LIC SOFT.. | 178,700.00 | | 0.00 | 0.00 | 178,700.00 | |
| 21111-0101-01-00.. | RAUL LIMON IZAR | 5,250.00 | | 0.00 | 0.00 | 5,250.00 | |
| 21111-0101-02-00.. | SUELDO VARIOS POR PA.. | 21,922.20 | | 0.00 | 0.00 | 21,922.20 | |
| 21111-0102-29-00.. | MIRIAM AURORA GOMEZ .. | 0.00 | | 0.00 | 2,000.00 | 2,000.00 | |
| 21111-0102-98-00.. | MUNICIPIO DE RIOVERDE .. | 1,803.83 | | 12,583,437.20 | 12,577,703.20 | 3,930.17 | |
| 21111-0103-14-00.. | SALAZAR MARTINEZ GRE.. | 1,162.80 | | 0.00 | 0.00 | 1,162.80 | |
| 21111-0103-14-00.. | GUILLEN BENAVIDES NOR.. | 3,119.80 | | 0.00 | 0.00 | 3,119.80 | |
| 21111-0103-14-00.. | RIVERA TORRES BERNAR.. | 3,009.80 | | 0.00 | 0.00 | 3,009.80 | |
| 21111-0103-14-00.. | GONZALEZ HERNANDEZ B.. | 1,144.60 | | 0.00 | 0.00 | 1,144.60 | |
| 21111-0103-14-00.. | AVALOS CASTILLO MARIA .. | 648.60 | | 0.00 | 0.00 | 648.60 | |
| 21111-0103-14-00.. | GONZALEZ SANTOYO EDI.. | 1,010.80 | | 0.00 | 0.00 | 1,010.80 | |
| 21111-0201-02-13.. | SUELDO POR PAGAR/FO.. | 26,062.83 | | 0.00 | 0.00 | 26,062.83 | |
| 21111-0201-02-14.. | SAMUEL MARQUEZ PEREZ.. | 2,772.40 | | 0.00 | 0.00 | 2,772.40 | |
| 21111-0201-02-14.. | JOSE ANGEL RAMIREZ HE.. | 7,419.00 | | 0.00 | 0.00 | 7,419.00 | |
| 21111-0201-02-14.. | DULCE AZUCENA NAVA P.. | 3,048.00 | | 0.00 | 0.00 | 3,048.00 | |
| 21115-0101-02-00.. | GUSTAVO FERNANDEZ HE.. | 184.64 | | 0.00 | 0.00 | 184.64 | |
| 21116-0101-00-00.. | CUOTA SINDICAL | 0.00 | | 15,020.34 | 15,001.14 | 19.20 | |
| 21116-0102-00-98.. | PENSIONES ALIMENTICIA.. | 1,230.95 | | 50,132.62 | 121,439.96 | 70,027.31 | |
| 21116-0102-00-99.. | PENSIONES ALIMENTICIA.. | 1,178.69 | | 54,147.98 | 54,147.98 | 1,178.69 | |
| 21116-0104-10-00.. | COMPLADEM/ADQ. UNIFO.. | 286.15 | | 0.00 | 0.00 | 286.15 | |
| 21116-0104-98-00.. | ADQUISICION DE UNIFOR.. | 5,421.00 | | 0.00 | 0.00 | 5,421.00 | |
| 21116-0104-99-00.. | ADQUISICION DE UNIFOR.. | 53,707.72 | | 0.00 | 0.00 | 53,707.72 | |
| 21116-0201-05-00.. | FORTA/LIBROS Y ENCICLO.. | 300.00 | | 0.00 | 0.00 | 300.00 | |
| 21116-0201-06-00.. | SEGUROS DE VIDA GRAL .. | 1,761.00 | | 0.00 | 0.00 | 1,761.00 | |
| 21116-0201-10-00.. | FORTA/DESC PERSONALE.. | 21,951.63 | | 0.00 | 0.00 | 21,951.63 | |
| 21116-0201-11-00.. | INFRA/DESCTOS PERSON.. | 749.95 | | 0.00 | 0.00 | 749.95 | |
| 21116-0201-12-00.. | INFRA/GTO.COMP | 139.00 | | 0.00 | 0.00 | 139.00 | |
| 21116-0201-13-00.. | JOSE ROBERTO FLORES .. | 9,300.00 | | 0.00 | 0.00 | 9,300.00 | |
| 21116-0201-14-00.. | FORTA/DES. UNIFORMES | 2,142.89 | | 0.00 | 0.00 | 2,142.89 | |
| 21116-0201-15-00.. | INFRA/DES. UNIFORMES | 2,891.11 | | 0.00 | 0.00 | 2,891.11 | |
| 21116-0201-16-00.. | DESCUENTOS VARIOS FO.. | 600.00 | | 0.00 | -200.00 | 400.00 | |
| 21116-0201-17-00.. | DESC. NTA BELLEZA/INFRA | 400.00 | | 0.00 | 0.00 | 400.00 | |
| 21116-0201-18-02.. | DAÑOS Y PERJUICIOS/RA.. | 500.00 | | 0.00 | 0.00 | 500.00 | |
| 21117-0101-05-00.. | GALDINO BENAVIDES TUR.. | 753.04 | | 0.00 | 0.00 | 753.04 | |
| 21117-0101-09-00.. | LUIS ALBERTO GARCIA PE.. | 632.45 | | 0.00 | 0.00 | 632.45 | |
| 21121-0101-01-00.. | LUMI AUTOMOTRIZ SA | 3,836.00 | | 0.00 | 0.00 | 3,836.00 | |
| 21121-0101-02-00.. | CRUZ ROJA MEXICANA | 2,502.73 | | 0.00 | 0.00 | 2,502.73 | |
| 21121-0101-03-00.. | CENTRO DE ORIENTACIO.. | 20,000.00 | | 0.00 | 0.00 | 20,000.00 | |
| 21121-0102-01-00.. | JOSE RAMON TENORIO H.. | 1,000.00 | | 0.00 | 0.00 | 1,000.00 | |
| 21121-0103-01-00.. | HOSPITAL VENTRAL DR IG.. | 80,000.00 | | 0.00 | 0.00 | 80,000.00 | |
| 21121-0103-02-00.. | EDGAR ALEJANDRO GONZ.. | 1,000.00 | | 0.00 | 0.00 | 1,000.00 | |
| 21121-0103-03-00.. | MA DE LOS ANGELES HER.. | 497.43 | | 0.00 | 0.00 | 497.43 | |
| 21121-0104-01-00.. | ALIANZA ELECTRICA, SA D.. | 0.00 | | 3,733.00 | 0.00 | 3,733.00 | |
| 21121-0104-01-00.. | LUIS ALFONSO SANCHEZ .. | 0.60 | | 0.00 | 0.00 | 0.60 | |
| 21121-0104-01-00.. | GERARDO MARTIN JUAREZ | 5,752.19 | | 0.00 | 0.00 | 5,752.19 | |
| 21121-0104-01-00.. | SOCIEDAD DE BENEFICIE.. | -6,261.46 | | 0.00 | 0.00 | -6,261.46 | |
| 21121-0105-00-00.. | SECRETARIA DE FINANZA.. | 0.11 | | 0.00 | 0.00 | 0.11 | |
| 21121-0105-00-00.. | EMPLEADOS MUNICIPALES | -9,934.09 | | 0.00 | 0.00 | -9,934.09 | |
| 21121-0105-00-00.. | PROVEEDORES GENERAL.. | 316,569.56 | | 15,800.00 | 15,800.00 | 316,569.56 | |
| 21121-0105-17-69.. | LETRAS E IMPRESIONES .. | 38,280.00 | | 0.00 | 0.00 | 38,280.00 | |
| 21121-0105-25-97.. | BENITEZ BELLO JULIO | 600.00 | | 0.00 | 0.00 | 600.00 | |
| 21121-0105-27-28.. | DISTRIBUIDORA POTOSIN.. | 257.27 | | 0.00 | 0.00 | 257.27 | |
| 21121-0105-27-97.. | FARMACOS POTOSINOS S.. | 29,323.15 | | 0.00 | 0.00 | 29,323.15 | |
| 21121-0105-28-35.. | GAMA DUFOUR SERGIO | -73,894.20 | | 0.00 | 0.00 | -73,894.20 | |
| 21121-0105-28-41.. | GARCIA SALAZAR AZAHEL.. | 1,750.01 | | 0.00 | 0.00 | 1,750.01 | |
| 21121-0105-28-67.. | GOVEA DERREZA MA GUA.. | 90.00 | | 0.00 | 0.00 | 90.00 | |
| 21121-0105-33-09.. | MENDOZA GONZALEZ SER.. | 951.20 | | 0.00 | 0.00 | 951.20 | |
| 21121-0105-33-38.. | MORAN MERINO HECTOR .. | 300.00 | | 0.00 | 0.00 | 300.00 | |
| 21121-0105-34-10.. | PEREZ GUERRERO JOSE | 851.00 | | 0.00 | 0.00 | 851.00 | |
| 21121-0105-34-11.. | PEREZ MARTINEZ PATRICI.. | 5,800.00 | | 0.00 | 0.00 | 5,800.00 | |
| 21121-0105-35-59.. | SUPER MAYOREO Y MENU.. | -827.20 | | 0.00 | 0.00 | -827.20 | |

| Cuenta | Nombre | Saldos Iniciales | | Cargos | Abonos | Saldos Actuales | |
|--------------------|---------------------------|------------------|----------|------------|------------|-----------------|----------|
| | | Deudor | Acreedor | | | Deudor | Acreedor |
| 21121-0105-36-24.. | VILLEGAS FLORES JOSE A. | -26,981.95 | | 0.00 | 0.00 | 26,981.95 | |
| 21121-0105-38-19.. | MA. IGNACIA AGUILAR | 4,670.00 | | 0.00 | 0.00 | 4,670.00 | |
| 21121-0105-38-42.. | ABASTECEDORA INSURG.. | 21,901.11 | | 0.00 | 0.00 | 21,901.11 | |
| 21121-0106-15-00.. | SECRETARIA DE FINANZA.. | 0.00 | | 0.00 | 312,100.00 | 312,100.00 | |
| 21121-0106-15-00.. | ABASTECEDORA INSURG.. | 286,519.83 | | 578,402.78 | 440,604.61 | 148,721.66 | |
| 21121-0106-15-00.. | DISTRIBUIDORES ELECTRI.. | 9,910.07 | | 90,318.95 | 169,072.32 | 88,663.44 | |
| 21121-0106-15-00.. | GOVEA DERREZA MA GUA. | 7,199.00 | | 9,729.00 | 5,315.00 | 2,785.00 | |
| 21121-0106-15-00.. | MOCTEZUMA CARRILLO L.. | 17,109.76 | | 26,313.52 | 17,329.17 | 8,125.41 | |
| 21121-0106-15-00.. | AGUILERA GARIBAY ALFO.. | 0.00 | | 600.00 | 1,050.00 | 450.00 | |
| 21121-0106-15-00.. | HARO ORTIZ MA ISABEL/R.. | 0.00 | | 7,315.00 | 10,845.00 | 3,530.00 | |
| 21121-0106-15-00.. | OLVERA SARABIA GENAR.. | 0.00 | | 700.00 | 1,050.00 | 350.00 | |
| 21121-0106-15-00.. | MORAN MERINO HECTOR .. | 0.00 | | 0.00 | 2,400.00 | 2,400.00 | |
| 21121-0106-15-00.. | CANO ALONSO RODRIGO/.. | 10,100.00 | | 10,100.00 | 12,000.00 | 12,000.00 | |
| 21121-0106-15-00.. | RODRIGUEZ PESINA ALBE.. | 0.00 | | 0.00 | 9,630.00 | 9,630.00 | |
| 21121-0106-15-00.. | SOTO RODRIGUEZ JORGE.. | 1,500.00 | | 2,500.00 | 1,500.00 | 500.00 | |
| 21121-0106-15-00.. | GUERRERO AGUILAR JUA.. | 3,500.00 | | 5,500.00 | 11,000.00 | 9,000.00 | |
| 21121-0106-15-00.. | FARMACOS POTOSINOS S.. | 4,496.10 | | 0.00 | 0.00 | 4,496.10 | |
| 21121-0106-15-00.. | CENTRO MEDICO DE RIOV.. | 0.00 | | 0.00 | 59,226.59 | 59,226.59 | |
| 21121-0106-15-00.. | ALVAREZ TELLES BERTHA.. | 4,155.14 | | 10,742.88 | 7,961.88 | 1,374.14 | |
| 21121-0106-15-00.. | OLVERA LOPEZ GENARO/.. | 0.00 | | 5,400.00 | 20,049.99 | 14,649.99 | |
| 21121-0106-15-00.. | PEREZ CASTILLO DAVID/R.. | 8,000.00 | | 8,000.00 | 11,800.00 | 11,800.00 | |
| 21121-0106-15-00.. | VARGAS ARROYO J. REYE.. | 3,000.00 | | 9,000.00 | 16,000.00 | 10,000.00 | |
| 21121-0106-15-00.. | DISTRIBUIDORA POTOSIN.. | 44,717.35 | | 65,234.44 | 42,529.46 | 22,012.37 | |
| 21121-0106-15-00.. | ALVAREZ MARTINEZ DANI.. | 0.00 | | 0.00 | 2,162.00 | 2,162.00 | |
| 21121-0106-15-00.. | GARCIA GUZMAN SAUL/R2.. | 0.00 | | 0.00 | 1,500.00 | 1,500.00 | |
| 21121-0106-15-00.. | PEREZ GARCIA ROSA MA.. | 0.00 | | 5,780.99 | 10,130.99 | 4,350.00 | |
| 21121-0106-15-00.. | FLORES GONZALEZ EUGE.. | 350.00 | | 0.00 | 0.00 | 350.00 | |
| 21121-0106-15-00.. | GUTIERREZ LOPEZ VICTO.. | 3,250.01 | | 3,250.01 | 6,571.11 | 6,571.11 | |
| 21121-0106-15-00.. | GUTIERREZ AGUILAR JOS.. | 0.00 | | 0.00 | 2,876.80 | 2,876.80 | |
| 21121-0106-15-00.. | MORAN CUELLO ELIZABET.. | 0.00 | | 29,791.30 | 35,086.00 | 5,294.70 | |
| 21121-0106-15-00.. | LEDEZMA AVILA JESUS AR.. | 4,130.00 | | 3,105.00 | 1,040.00 | 2,065.00 | |
| 21121-0106-15-00.. | DALTON MOTORS SLP SA .. | 0.00 | | 1,255.00 | 1,255.00 | 0.00 | |
| 21121-0106-15-00.. | RAMIREZ HERNANDEZ JO.. | 0.00 | | 8,120.00 | 20,300.00 | 12,180.00 | |
| 21121-0106-15-00.. | AGUIRRE MUÑOZ MARIO/.. | 300.00 | | 900.00 | 1,500.00 | 900.00 | |
| 21121-0106-15-00.. | PERALES MONTELONGO .. | 13,199.99 | | 0.00 | 0.00 | 13,199.99 | |
| 21121-0106-15-00.. | CARVAJAL ROSTRO SALV.. | 5,246.68 | | 6,514.56 | 1,818.88 | 551.00 | |
| 21121-0106-15-00.. | MATERIALES ORTIZ DE RI.. | 6,604.24 | | 9,160.34 | 9,206.93 | 6,650.83 | |
| 21121-0106-15-00.. | FLORES TABLADA MARIO .. | 0.00 | | 0.00 | 450.00 | 450.00 | |
| 21121-0106-15-00.. | MARTINEZ RODRIGUEZ C.. | 3,223.61 | | 17,968.22 | 39,390.77 | 24,646.16 | |
| 21121-0106-15-00.. | JUAREZ ALMAZAN GRACIE.. | 0.00 | | 0.00 | 4,385.76 | 4,385.76 | |
| 21121-0106-15-00.. | COLORS 2000 SA DE CV/R.. | 0.00 | | 9,980.64 | 12,401.64 | 2,421.00 | |
| 21121-0106-15-00.. | SANCHEZ PERALES RAFA.. | 8,150.10 | | 8,150.10 | 450.00 | 450.00 | |
| 21121-0106-15-00.. | OJEDA GONZALEZ JOSE M.. | 0.00 | | 0.00 | 1,200.00 | 1,200.00 | |
| 21121-0106-15-00.. | DE LOS SANTOS DE LUNA .. | 0.00 | | 0.00 | 800.10 | 800.10 | |
| 21121-0106-15-00.. | IRMA PATRICIA EDDY DE L.. | 19,969.91 | | 23,969.91 | 5,015.00 | 1,015.00 | |
| 21121-0106-15-00.. | ALVAREZ GARCIA JOSE F.. | 2,906.40 | | 36,340.84 | 34,042.28 | 607.84 | |
| 21121-0106-15-00.. | ACOSTA RODRIGUEZ FRA.. | 2,957.50 | | 30,015.89 | 90,121.69 | 63,063.30 | |
| 21121-0106-15-00.. | PEREZ RODRIGUEZ EDUA.. | 32,418.72 | | 32,877.92 | 36,841.30 | 36,382.10 | |
| 21121-0106-15-00.. | HUERTA SANCHEZ SUSAN.. | 5,643.40 | | 5,643.40 | 2,331.60 | 2,331.60 | |
| 21121-0106-15-00.. | MINISERVICIO DE RIOVER.. | 13,518.24 | | 17,635.25 | 17,207.05 | 13,090.04 | |
| 21121-0106-15-00.. | LOPEZ GARCIA GERARDO .. | 0.00 | | 19,295.05 | 33,980.00 | 14,684.95 | |
| 21121-0106-15-00.. | LOPEZ MEJIA NOHEMI/R28.. | 0.00 | | 13,577.39 | 47,739.39 | 34,162.00 | |
| 21121-0106-15-00.. | QUIROZ COLUNGA SALVA.. | 4,847.94 | | 4,847.94 | 3,970.42 | 3,970.42 | |
| 21121-0106-15-00.. | CIBRIAN MENDEZ IRINEO/.. | 1,102.00 | | 4,315.20 | 5,846.40 | 2,633.20 | |
| 21121-0106-15-00.. | SUPER GEROGLEZ SA DE .. | 3,197.30 | | 14,755.31 | 14,774.57 | 3,216.56 | |
| 21121-0106-15-00.. | FLORES SUAREZ J. BENJA.. | 32,132.00 | | 32,132.00 | 3,480.00 | 3,480.00 | |
| 21121-0106-15-00.. | GUERRERO AGUILAR LEO.. | 0.00 | | 0.00 | 12,394.98 | 12,394.98 | |
| 21121-0106-15-00.. | BENITEZ BELLO JULIO/R28.. | 18,050.00 | | 30,050.00 | 26,340.00 | 14,340.00 | |
| 21121-0106-15-00.. | VAZQUEZ RAMIREZ HERM.. | 6,000.00 | | 6,000.00 | 450.00 | 450.00 | |
| 21121-0106-15-00.. | CASTILLO RODRIGUEZ AL.. | 8,000.00 | | 8,000.00 | 900.00 | 900.00 | |
| 21121-0106-15-00.. | NARVAEZ CHAVEZ LUIS M.. | 1,200.00 | | 5,700.00 | 28,800.00 | 24,300.00 | |
| 21121-0106-15-00.. | TORRES PANIAGUA DANIE.. | 0.00 | | 6,000.00 | 6,450.00 | 450.00 | |
| 21121-0106-15-00.. | MADERAS Y MATERIALES .. | 180.00 | | 2,752.01 | 3,062.02 | 490.01 | |
| 21121-0106-15-00.. | RIVERA BERRONES ARTE.. | 0.00 | | 24,000.00 | 30,800.00 | 6,800.00 | |
| 21121-0106-15-00.. | AGUSTINA SANCHEZ LUGO | 21,111.45 | | 14,074.30 | 0.00 | 7,037.15 | |
| 21121-0106-15-00.. | LEONEL GONZALEZ SOLIS | 40,000.00 | | 0.00 | 0.00 | 40,000.00 | |
| 21121-0106-15-00.. | QUEVEDO BADILLO ADRIA.. | 2,890.00 | | 19,965.00 | 24,325.00 | 7,250.00 | |

| Cuenta | Nombre | SalDOS Iniciales | | Cargos | Abonos | SalDOS Actuales | |
|------------------|-------------------------|------------------|----------|------------|--------------|-----------------|------------|
| | | Deudor | Acreedor | | | Deudor | Acreedor |
| 21121-0106-15-00 | IBARRA SOLIS JOSE/R28/2 | | 0.00 | 13,000.00 | 16,000.00 | | 3,000.00 |
| 21121-0106-15-00 | GONZALEZ JASSO MARCO | | 0.00 | 3,000.00 | 14,450.00 | | 11,450.00 |
| 21121-0106-15-00 | GARCIA HERNANDEZ JUA | | 0.00 | 507,400.00 | 1,087,400.00 | | 580,000.00 |
| 21121-0106-15-00 | VALENCIA MATA JAVIER/R | | 0.00 | 19,236.30 | 19,746.70 | | 510.40 |
| 21121-0106-15-00 | ANA LILIA PEREZ GUZMAN | | 0.00 | 0.00 | 11,781.12 | | 11,781.12 |
| 21121-0106-15-00 | ALEJANDRA DEL CARMEN | | 0.00 | 0.00 | 20,000.00 | | 20,000.00 |
| 21121-0106-15-00 | HERNANDEZ MOCTEZUMA | | 0.00 | 100.00 | 4,800.00 | | 4,700.00 |
| 21121-0106-15-00 | HERNANDEZ PERALES BL | | 0.00 | 0.00 | 10,370.40 | | 10,370.40 |
| 21121-0106-15-00 | MAQUINARIA TORSAL HER | | 0.00 | 0.00 | 4,964.27 | | 4,964.27 |
| 21121-0106-15-00 | GALVAN SALCIDO DANIEL | | 0.00 | 0.00 | 818.99 | | 818.99 |
| 21121-0106-15-00 | LOZANO CHAVEZ CARLOS | | 0.00 | 0.00 | 1,699.98 | | 1,699.98 |
| 21121-0106-15-00 | SUPER FARMACIA DE AHU | | 0.00 | 142,371.21 | 238,315.79 | | 95,944.58 |
| 21121-0106-15-00 | COMERCIALIZADORA HEIL | | 0.00 | 0.00 | 66,388.34 | | 66,388.34 |
| 21121-0106-15-00 | MARTINEZ MARTINEZ MA | | 0.00 | 0.00 | 3,450.00 | | 3,450.00 |
| 21121-0106-15-00 | NAVA CADENA ANGELICA | | 0.00 | 0.00 | 900.00 | | 900.00 |
| 21121-0106-15-00 | DIAZ HERNANDEZ FRANCI | | 0.00 | 0.00 | 450.00 | | 450.00 |
| 21121-0106-15-00 | AGUILERA BARRAGAN MA | | 0.00 | 0.00 | 600.00 | | 600.00 |
| 21121-0106-15-00 | PEREZ GONZALEZ LUIS F | | 0.00 | 0.00 | 1,100.00 | | 1,100.00 |
| 21121-0106-15-00 | VELAZQUEZ MARTINEZ RE | | 0.00 | 0.00 | 900.00 | | 900.00 |
| 21121-0106-15-00 | ACUÑA ANGELES JOSE MI | | 0.00 | 0.00 | 600.00 | | 600.00 |
| 21121-0106-15-00 | CASTILLO VAZQUEZ IRIS | | 0.00 | 0.00 | 9,500.07 | | 9,500.07 |
| 21121-0106-15-00 | ZOBEIDA REYNA CASTILL | | 0.00 | 0.00 | 13,500.00 | | 13,500.00 |
| 21121-0106-15-00 | FRANCISCA ACOSTA ROD | | 0.00 | 0.00 | 4,110.00 | | 4,110.00 |
| 21121-0106-15-00 | ADRIANA RAMOS GAMEZ | | 0.00 | 0.00 | 150.00 | | 150.00 |
| 21121-0106-15-00 | EMPLEADOS MUNICIPALES | | 0.00 | 0.00 | 7,061.75 | | 7,061.75 |
| 21121-0106-15-00 | PROVEEDORES GENERAL | | 0.00 | 0.00 | 1,920.00 | | 1,920.00 |
| 21121-0201-01-00 | HOSP CENTRAL IGNACIO | 67,917.39 | | 0.00 | 0.00 | | 67,917.39 |
| 21121-0201-02-00 | DIAZ HERNANDEZ FRANCI | 400.00 | | 0.00 | 0.00 | | 400.00 |
| 21121-0201-03-00 | CASTILLO HURTADO FER | 500.00 | | 0.00 | 0.00 | | 500.00 |
| 21121-0201-04-00 | QUIROZ COLUNGA SALVA | 115.00 | | 0.00 | 0.00 | | 115.00 |
| 21121-0201-05-00 | GARCIA GUERRERO ALMA | 300.00 | | 0.00 | 0.00 | | 300.00 |
| 21121-0201-06-00 | FERNANDEZ PEREZ JUAN | 28.75 | | 0.00 | 0.00 | | 28.75 |
| 21121-0201-07-00 | ECHAVARRIA SALAZAR EZ | 3,569.53 | | 0.00 | 0.00 | | 3,569.53 |
| 21121-0201-08-00 | GUERRA GALICIA CARLOS | 800.00 | | 0.00 | 0.00 | | 800.00 |
| 21121-0201-09-00 | MELENDEZ SANTILLAN EDM | 450.00 | | 0.00 | 0.00 | | 450.00 |
| 21121-0201-11-00 | GPO CONST DE OBRA CIV | 61,256.61 | | 0.00 | 0.00 | | 61,256.61 |
| 21121-0201-12-00 | AV COMERCIAL SA DE CV | 39,912.00 | | 0.00 | 0.00 | | 39,912.00 |
| 21121-0201-13-00 | GUADALUPE CASTILLO S | 2,829.00 | | 0.00 | 0.00 | | 2,829.00 |
| 21121-0201-14-00 | MIGUEL DE LOS SANTOS | 300.00 | | 0.00 | 0.00 | | 300.00 |
| 21121-0201-15-00 | JOSE ARNULFO CONTRER | 1,328.25 | | 0.00 | 0.00 | | 1,328.25 |
| 21121-0201-16-00 | HOSPITAL CENTRAL IGNA | 2,819.52 | | 0.00 | 0.00 | | 2,819.52 |
| 21121-0201-17-00 | MARIANA CASTILLO GOVEA | 1,850.00 | | 0.00 | 0.00 | | 1,850.00 |
| 21121-0202-01-00 | TESORERIA DE LA FED | 132.20 | | 0.00 | 0.00 | | 132.20 |
| 21121-0202-02-00 | COMBUSTIBLES CASTILLA | 80.00 | | 0.00 | 0.00 | | 80.00 |
| 21121-0203-01-00 | GILBERTO CALVILLA | 580.00 | | 0.00 | 0.00 | | 580.00 |
| 21121-0203-02-00 | VEHICULOS AUTOMOTRIC | 8,780.00 | | 0.00 | 0.00 | | 8,780.00 |
| 21121-0204-01-00 | RAM ARMY Y ASOCIADOS | 0.00 | | 0.00 | 0.00 | | 0.00 |
| 21121-0205-37-00 | HERNANDEZ DIAZ DE LEO | 1,750.00 | | 0.00 | 0.00 | | 1,750.00 |
| 21121-0205-99-22 | ANGELICA MARIA DIAZ OV | 440.80 | | 0.00 | 0.00 | | 440.80 |
| 21121-0206-15-00 | ABASTECEDORA INSURG | 36,870.67 | | 170,419.48 | 134,905.81 | | 1,357.00 |
| 21121-0206-15-00 | GOVEA DERREZA MA GUA | 785.00 | | 0.00 | 0.00 | | 785.00 |
| 21121-0206-15-00 | DIAZ OVIEDO ANGELICA M | 7,818.40 | | 8,259.20 | 0.00 | | -440.80 |
| 21121-0206-15-00 | HAMBACUAN RIOS VERON | -1,445.00 | | 0.00 | 0.00 | | -1,445.00 |
| 21121-0206-15-00 | ANIMOS NOVANDI A.C./R3 | 50,000.00 | | 0.00 | 0.00 | | 50,000.00 |
| 21121-0206-15-00 | VILLEDA INGENIEROS CO | 0.00 | | 2,784.00 | 4,176.00 | | 1,392.00 |
| 21130-0003-00-00 | YAÑEZ CARVAJAL JUAN P | 0.00 | | 0.00 | 830,004.26 | | 830,004.26 |
| 21130-0011-00-00 | GALLEGOS DOMINGUEZ M | 0.00 | | 346,900.74 | 402,458.06 | | 55,557.32 |
| 21130-0015-00-00 | GALVAN LAMBARRIA RO | 0.00 | | 205,649.60 | 381,342.18 | | 175,692.58 |
| 21130-0041-00-00 | DUALTEK CONSTRUCCIO | 0.00 | | 316,912.76 | 946,306.05 | | 629,393.29 |
| 21130-0047-00-00 | TOMAS ONTIVEROS SALA | 0.00 | | 347,301.73 | 902,123.98 | | 554,822.25 |
| 21130-0063-00-00 | ROSTRO RIVERA JOSE GU | 0.00 | | 255,710.28 | 716,518.05 | | 460,807.77 |
| 21140-0102-01-00 | CANCER DE MAMA /CONV | -25,447.82 | | 0.00 | 0.00 | | -25,447.82 |
| 21150-0001-01-00 | SUBSIDIOS GENERALES | 15,340.00 | | 165,648.58 | 250,495.58 | | 100,187.00 |
| 21150-0001-11-00 | CASA HOGAR DIVINA PRO | 0.00 | | 6,000.00 | 12,000.00 | | 6,000.00 |
| 21150-0001-14-00 | BRANDON HERNANDEZ C | 0.00 | | 0.00 | 500.00 | | 500.00 |
| 21150-0001-15-00 | CRISTO OSSIEL CASTILLO | 0.00 | | 0.00 | 500.00 | | 500.00 |
| 21150-0001-16-00 | JOSE REFUGIO MORENO | 0.00 | | 0.00 | 500.00 | | 500.00 |

| Cuenta | Nombre | Saldos Iniciales | | Cargos | Abonos | Saldos Actuales | |
|--------------------|----------------------------|------------------|----------|------------|--------------|-----------------|--------------|
| | | Deudor | Acreedor | | | Deudor | Acreedor |
| 21150-0001-17-00.. | JESSICA MONSERRATH P.. | | 0.00 | 0.00 | 500.00 | | 500.00 |
| 21150-0001-18-00.. | KARLA GUADALUPE GRIM.. | | 0.00 | 0.00 | 500.00 | | 500.00 |
| 21150-0001-20-00.. | LUZ ESTRELLA OLIVARES .. | | 0.00 | 0.00 | 500.00 | | 500.00 |
| 21150-0001-21-00.. | JOSE ADOLFO BARRIENT.. | | 0.00 | 0.00 | 500.00 | | 500.00 |
| 21150-0001-22-00.. | VANESSA PUGA REYNA | | 0.00 | 0.00 | 500.00 | | 500.00 |
| 21150-0001-23-00.. | NATALY ANAHI ORTIZ MEN.. | | 0.00 | 0.00 | 500.00 | | 500.00 |
| 21150-0001-24-00.. | FAVIAN MENDOZA AGUILAR | | 0.00 | 0.00 | 500.00 | | 500.00 |
| 21170-1010-01-00.. | I.S.P.T. | 4,148,730.19 | | 439,280.00 | 1,075,539.98 | | 4,784,990.17 |
| 21170-1020-01-00.. | RETENCIONES 10% HONO.. | 144,745.23 | | 14,164.00 | 36,135.75 | | -122,773.47 |
| 21170-1030-01-00.. | RETENCION 10% ARREND.. | 8,539.98 | | 2,168.00 | 7,688.68 | | 14,060.66 |
| 21170-1040-01-00.. | I.S.P.T. PAPIR2006 | 801.10 | | 0.00 | 0.00 | | 801.10 |
| 21170-1040-02-00.. | IMPUESTO POR ASIMILAB.. | 2,784.16 | | 4,140.00 | 4,140.50 | | 2,784.66 |
| 21170-1050-01-00.. | IMPUESTO SOBRE NOMINA | 368,409.05 | | 0.00 | 0.00 | | 368,409.05 |
| 21170-1060-02-00.. | 5 AL MILLAR | 32,342.67 | | 0.00 | 0.00 | | 32,342.67 |
| 21170-1070-02-00.. | 2 AL MILLAR | 6,764.65 | | 0.00 | 0.00 | | 6,764.65 |
| 21170-1080-01-00.. | 1% OBRAS DE BENEFICIO .. | 26,425.20 | | 0.00 | 0.00 | | 26,425.20 |
| 21170-2010-01-00.. | ISPT RET/FORTA | -523.42 | | 0.00 | 0.00 | | -523.42 |
| 21170-2010-01-01.. | C X P ISPT FORTA 07 | 36,823.00 | | 0.00 | 0.00 | | 36,823.00 |
| 21170-2010-01-02.. | C X P ISPT INFRA 2007 .. | 10,213.00 | | 0.00 | 0.00 | | 10,213.00 |
| 21170-2010-05-00.. | RET/SUBSEMUN | 32.76 | | 0.00 | 33.33 | | 0.57 |
| 21170-2010-10-00.. | DSPM/I.S.P.T. | 2,372,380.73 | | 0.00 | 0.00 | | 2,372,380.73 |
| 21170-2010-11-00.. | DTM/I.S.P.T. | 39,879.66 | | 0.00 | 0.00 | | 39,879.66 |
| 21170-2010-12-00.. | DES. INST./I.S.P.T. | 376,594.96 | | 0.00 | 0.00 | | 376,594.96 |
| 21170-2010-13-00.. | CONTRALORIA/I.S.P.T. | 4,110.33 | | 0.00 | 0.00 | | 4,110.33 |
| 21170-2010-14-00.. | G.IND.INFRA/ISPT | 208,484.98 | | 0.00 | 0.00 | | 208,484.98 |
| 21170-2010-15-00.. | G. IND FORTA/ISPT | 34,828.76 | | 0.00 | 0.00 | | 34,828.76 |
| 21170-2010-16-00.. | SUBSEMUN/ISPT | 252,845.34 | | 0.00 | 0.00 | | 252,845.34 |
| 21170-2020-01-00.. | 10% RET HONORARIOS/F.. | 167,628.71 | | 7,373.00 | 377.76 | | 160,633.47 |
| 21170-2020-01-01.. | C X P 10% RET.HON FORT.. | -6,303.00 | | 0.00 | 0.00 | | -6,303.00 |
| 21170-2020-02-00.. | 10% RET HON INFRA | 66,134.37 | | 0.00 | 1,277.33 | | 67,411.70 |
| 21170-2020-03-00.. | 10% RET HON. HABITAT | 55,097.95 | | 0.00 | 0.00 | | 55,097.95 |
| 21170-2020-04-00.. | 10% RET HONOR PREP | 57,796.75 | | 0.00 | 0.00 | | 57,796.75 |
| 21170-2020-05-00.. | 10% RET HONOR. SUBSE.. | 15,676.44 | | 0.00 | 3,492.65 | | 19,169.09 |
| 21170-2030-01-00.. | 10% RET ARREND. FORTA | 6,600.00 | | 0.00 | 0.00 | | 6,600.00 |
| 21170-2060-01-00.. | RET 5 AL MILLAR/NFRA | 514,533.03 | | 0.00 | 66,545.17 | | 581,078.20 |
| 21170-2060-02-00.. | RET 5 AL MILLAR FORTA | 29,179.45 | | 0.00 | 387.77 | | 29,567.22 |
| 21170-2060-03-00.. | RET 5 AL MILLAR/HABITAT | 215,256.01 | | 0.00 | 1,547.48 | | 216,803.49 |
| 21170-2060-04-00.. | RET 5 AL MILLAR PREP | 241.01 | | 0.00 | 0.00 | | 241.01 |
| 21170-2060-05-00.. | RET 5 AL MILLAR/SUBSEM.. | 19,639.75 | | 0.00 | 0.00 | | 19,639.75 |
| 21170-2060-06-00.. | RET 5 AL MILLAR/FOPEDA.. | 31,000.92 | | 0.00 | 0.00 | | 31,000.92 |
| 21170-2060-07-00.. | '5 AL MILLAR VIVIENDAS | 29,465.21 | | 0.00 | 0.00 | | 29,465.21 |
| 21170-2060-08-00.. | '5 AL MILLAR FOPAVED | 30,083.81 | | 0.00 | 7,222.31 | | 37,306.12 |
| 21170-2060-09-00.. | '5 AL MILLAR INF DEPORT .. | 1,224.99 | | 0.00 | 2,991.22 | | 4,216.21 |
| 21170-2060-10-00.. | RET 5 AL MILLAR/SEGE | 7,482.11 | | 0.00 | 0.00 | | 7,482.11 |
| 21170-2060-11-00.. | RET 5 AL MILLAR/FAFEF | 12,096.92 | | 0.00 | 0.00 | | 12,096.92 |
| 21170-2060-12-00.. | RET 5 AL MILLAR/FOINDEP | 0.93 | | 0.00 | 0.00 | | 0.93 |
| 21170-2060-13-00.. | RET 5 AL MILLAR/FAFET | 42.54 | | 0.00 | 0.00 | | 42.54 |
| 21170-2060-14-00.. | RET 5 AL MILLAR/FISE | 43,468.13 | | 0.00 | 0.00 | | 43,468.13 |
| 21170-2060-15-00.. | RET 5 AL MILLAR/RAMO 20 | 21,512.82 | | 0.00 | 0.00 | | 21,512.82 |
| 21170-2060-16-00.. | RET 5 AL MILLAR/RAMO23/.. | 7,327.30 | | 0.00 | 0.00 | | 7,327.30 |
| 21170-2060-17-00.. | RET 5 AL MILLAR/FONDO .. | 20,456.07 | | 0.00 | 9,049.91 | | 29,505.98 |
| 21170-2060-18-00.. | RET 5 AL MILLAR/FONHAPO | 5,118.22 | | 0.00 | 4,677.59 | | 9,795.81 |
| 21170-2070-02-00.. | RET 2 AL MILLAR INFRA | 33,776.21 | | 0.00 | 24,371.69 | | 58,147.90 |
| 21170-2070-03-00.. | RET 2 AL MILLAR HABITAT | 8,906.75 | | 0.00 | 0.00 | | 8,906.75 |
| 21170-2070-04-00.. | RET 2 AL MILLAR/FORTA | 4,479.10 | | 0.00 | 17.85 | | 4,496.95 |
| 21170-2070-05-00.. | RET 2 AL MILLAR/SEGE | 3,118.86 | | 0.00 | 0.00 | | 3,118.86 |
| 21170-2070-06-00.. | RET 2 AL MILLAR/PISO FIR.. | 6,430.45 | | 0.00 | 0.00 | | 6,430.45 |
| 21170-2070-14-00.. | RET 2 AL MILLAR/FISE | 139.78 | | 0.00 | 0.00 | | 139.78 |
| 21170-2090-01-00.. | 2.3% REV INFRA | 311,739.61 | | 0.00 | 0.00 | | 311,739.61 |
| 21170-2090-02-00.. | 2.3% REV OBRA/FORTA | 6,159.97 | | 0.00 | 0.00 | | 6,159.97 |
| 21170-3000-01-02.. | CONAGUA/SAT/PAGO MUL.. | 69.00 | | 0.00 | 0.00 | | 69.00 |
| 21170-9020-01-00.. | RET HONORARIOS PAGAD.. | 15,116.36 | | 0.00 | 0.00 | | 15,116.36 |
| 21170-9020-02-00.. | '10% RET.HONORARIOS | 3,331.68 | | 0.00 | 0.00 | | 3,331.68 |
| 21170-9030-01-00.. | '10% RET.ARRENDAMIENT.. | 349.80 | | 0.00 | 0.00 | | 349.80 |
| 21170-9040-01-00.. | ISPT PAGADO R.33 | 193,656.70 | | 136,550.00 | 458,494.63 | | 515,601.33 |
| 21170-9040-02-00.. | ISPT PAGADO R.33 T.M. | -3,654.17 | | 0.00 | 0.00 | | 3,654.17 |
| 21170-9090-01-00.. | CAS DSPM R.33 | 144,821.51 | | 0.00 | 0.00 | | 144,821.51 |

| Cuenta | Nombre | Saldos Iniciales | | Cargos | Abonos | Saldos Actuales | |
|---------------------------|-------------------------------|---------------------|----------|-------------|-------------|---------------------|----------|
| | | Deudor | Acreedor | | | Deudor | Acreedor |
| 21170-9090-02-00.. | CAS IMPTOS PAGADOS R... | 168,379.68 | | 0.00 | 0.00 | 168,379.68 | |
| 21170-9901-01-00.. | RETENCION IMPUESTOS P.. | 2,253.00 | | 0.00 | 0.00 | 2,253.00 | |
| 21190-0101-01-00.. | PTAMO. DE FISM A TESO.. | 1,478,013.10 | | 0.00 | 0.00 | 1,478,013.10 | |
| 21190-0101-02-00.. | PTAMO. FAFM A TESORE.. | 89,829.60 | | 0.00 | 0.00 | 89,829.60 | |
| 21190-0102-00-99.. | CAJA DE LAS HUASTECAS.. | 12,824.30 | | 0.00 | 352.00 | 13,176.30 | |
| 21190-0103-00-01.. | CAJA HUASTECAS GRAL R.. | 145,419.00 | | 0.00 | 0.00 | 145,419.00 | |
| 21190-0103-00-14.. | COMPEAN LOREDO ERIKA.. | 329.00 | | 0.00 | 0.00 | 329.00 | |
| 21190-0103-00-14.. | DE LEON AGUILAR LUIS D.. | 83.33 | | 0.00 | 0.00 | 83.33 | |
| 21190-0103-00-97.. | CAJA HUASTECA/SEM 52 | 333.00 | | 0.00 | 0.00 | 333.00 | |
| 21190-0103-00-98.. | CAJA HUASTECAS/GRAL/R.. | 196,688.34 | | 67,450.00 | 261,864.00 | 2,274.34 | |
| 21190-0104-01-00.. | DEPOSITOS REINTEGRAB.. | 34,921.46 | | 0.00 | 0.00 | 34,921.46 | |
| 21190-0105-00-01.. | FONACOT GRAL R28/2013 | 2,930.53 | | 0.00 | 0.00 | 2,930.53 | |
| 21190-0105-00-01.. | FONACOT GRAL R33/2013 | 26,109.66 | | 0.00 | 0.00 | 26,109.66 | |
| 21190-0105-00-99.. | FONACOT GRAL | 115,845.31 | | 222,593.86 | 335,836.74 | 2,602.43 | |
| 21190-0106-00-01.. | FAMSA GRAL R33/2013 | 712.07 | | 0.00 | 0.00 | 712.07 | |
| 21190-0106-00-98.. | FAMSA GRAL/R33 | 2,973.41 | | 4,107.80 | 6,086.56 | 4,952.17 | |
| 21190-0106-00-99.. | FAMSA DSCTOS GRALES | 8,643.14 | | 21,699.72 | 21,699.72 | 8,643.14 | |
| 21190-0109-28-00.. | JOSE REYNALDO CASTILL.. | 50.00 | | 6,318.50 | 6,318.50 | 50.00 | |
| 21190-0109-33-00.. | J. MARCOS REYES REYES.. | 55.48 | | 6,865.63 | 6,865.63 | 55.48 | |
| 21190-0109-33-00.. | JUSTO AGUILAR RODIRGU.. | 959.93 | | 5,423.43 | 5,423.43 | 959.93 | |
| 21190-0201-01-00.. | PRESTAMOS DE TESORE.. | 56,828.00 | | 0.00 | 0.00 | 56,828.00 | |
| 21190-0201-04-00.. | GOBIERNO DEL ESTADO | 1,633.60 | | 0.00 | 0.00 | 1,633.60 | |
| 21190-0201-05-00.. | GOBIERNO FEDERAL/TES.. | 3.17 | | 0.00 | 0.00 | 3.17 | |
| 21610-0100-14-01.. | MARGARITO ORTIZ S/REP.. | 110,000.00 | | 0.00 | 0.00 | 110,000.00 | |
| 21610-0100-15-01.. | MARGARITO ORTIZ S/REP.. | 100,000.00 | | 0.00 | 20,000.00 | 120,000.00 | |
| 21910-0101-01-00.. | 50% MULTAS FISCALES | 0.57 | | 0.00 | 0.00 | 0.57 | |
| 21910-0102-00-00.. | SEC. DE PLANEACION Y FI.. | 830.35 | | 0.00 | 0.00 | 830.35 | |
| 22490-0101-01-00.. | DR. ALFREDO HARO ORTIZ | 0.08 | | 0.00 | 0.00 | 0.08 | |
| 32000-0101-00-00.. | PATRIMONIO INICIAL | 30,779.84 | | 0.00 | 0.00 | 30,779.84 | |
| 32000-0102-00-00.. | MODIFICACION PATRIMO.. | 2,906,401.40 | | 0.00 | 0.00 | 2,906,401.40 | |
| 32000-0209-00-00.. | PATRIMONIO ADQUIRIDO .. | 17,075,435.88 | | 0.00 | 0.00 | 17,075,435.88 | |
| 32000-0210-00-00.. | PATRIMONIO ADQUIRIDO .. | 6,636,292.74 | | 0.00 | 0.00 | 6,636,292.74 | |
| 32200-0101-00-00.. | RESULTADOS 2004 Y ANT.. | 21,136,772.50 | | 0.00 | 0.00 | 21,136,772.50 | |
| 32200-0102-00-00.. | RESULTADOS 2005 | -17,522,618.84 | | 0.00 | 0.00 | -17,522,618.84 | |
| 32200-0103-00-00.. | RESULTADOS 2006 | 1,943,812.44 | | 0.00 | 0.00 | 1,943,812.44 | |
| 32200-0104-00-00.. | RESULTADOS 2007 | -16,472,767.55 | | 0.00 | 0.00 | -16,472,767.55 | |
| 32200-0105-00-00.. | RESULTADOS 2008 | 6,666,108.95 | | 0.00 | 0.00 | 6,666,108.95 | |
| 32200-0106-00-00.. | RESULTADOS 2009 | 4,177,082.83 | | 0.00 | 0.00 | 4,177,082.83 | |
| 32200-0107-00-00.. | RESULTADOS 2010 | 2,374,580.32 | | 0.00 | 0.00 | 2,374,580.32 | |
| 32200-0108-00-00.. | RESULTADOS 2011 | 5,118,469.87 | | 0.00 | 0.00 | 5,118,469.87 | |
| 32200-0109-00-00.. | RESULTADOS 2012 | 10,551,133.63 | | 0.00 | 0.00 | 10,551,133.63 | |
| 32200-0110-00-00.. | RESULTADOS 2013 | -8,064,109.36 | | 0.00 | 0.00 | -8,064,109.36 | |
| 32200-0203-00-00.. | RESULTADOS EJ. 2006 | 181,364.01 | | 0.00 | 0.00 | 181,364.01 | |
| 32200-0204-00-00.. | RESULTADOS EJ. 2007 | 8,737,029.82 | | 0.00 | 0.00 | 8,737,029.82 | |
| 32200-0205-00-00.. | RESULTADOS EJ. 2008 | 3,699,336.06 | | 0.00 | 0.00 | 3,699,336.06 | |
| 32200-0206-00-00.. | RESULTADOS EJ. 2009 | -5,370,461.42 | | 0.00 | 0.00 | -5,370,461.42 | |
| 32200-0207-00-00.. | RESULTADOS EJ. 2010 | 22,485,837.15 | | 0.00 | 0.00 | 22,485,837.15 | |
| 32200-0208-00-00.. | RESULTADOS EJ. 2011 | 13,400,663.76 | | 0.00 | 0.00 | 13,400,663.76 | |
| 32200-0209-00-00.. | RESULTADO EJ. 2012 | -35,879,746.36 | | 0.00 | 0.00 | -35,879,746.36 | |
| 32200-0210-00-00.. | RESULTADO EJ. 2013 | 6,104,027.28 | | 0.00 | 0.00 | 6,104,027.28 | |
| 32200-0211-00-00.. | RESULTADO DEL EJERCIC.. | 80,604,507.31 | | 0.00 | 0.00 | 80,604,507.31 | |
| 32510-0101-00-00.. | BANOBRAS EJ. ANT. PAV. 93 | -1,775,156.67 | | 0.00 | 0.00 | -1,775,156.67 | |
| 41110-1110-01-11.. | IMPUESTOS SOBRE ESPE.. | 38,152.00 | | 0.00 | 0.00 | 38,152.00 | |
| 41120-1120-01-12.. | IMPUESTO PREDIAL | 5,272,088.16 | | 0.00 | 316,491.96 | 5,588,580.12 | |
| 41120-1120-03-12.. | IMPUESTO DE ADQUISICI.. | 1,929,888.57 | | 0.00 | 149,775.95 | 2,079,664.52 | |
| 41170-1170-01-17.. | RECARGOS | 221,709.03 | | 0.00 | 33,293.64 | 255,002.67 | |
| 41170-1170-02-17.. | GASTOS DE EJECUCIÓN | 765,434.82 | | 0.00 | 71,513.68 | 836,948.50 | |
| 41170-1170-03-17.. | ACTUALIZACIÓN | 120,017.63 | | 0.00 | 19,585.94 | 139,603.57 | |
| 41310-1310-02-31.. | APORTACIONES DE BENE.. | 913,250.00 | | 0.00 | 0.00 | 913,250.00 | |
| 41310-1310-03-31.. | APORTACIONES DE R28 | 10,400.00 | | 0.00 | 0.00 | 10,400.00 | |
| 41310-1310-04-31.. | APORTACIONES DE OTRO.. | 10,739,250.00 | | 0.00 | 0.00 | 10,739,250.00 | |
| 41310-1310-04-31.. | APORTACIONES DE OTRO.. | 4,898,092.38 | | 0.00 | 0.00 | 4,898,092.38 | |
| 41310-1310-04-31.. | APORTACIONES DE OTRO.. | 2,997,000.13 | | 0.00 | 0.00 | 2,997,000.13 | |
| 41310-1310-04-31.. | APORTACION DE OTROS/I.. | 999,000.00 | | 0.00 | 0.00 | 999,000.00 | |
| 41310-1310-04-31.. | APORTACION VIEVIEDAS | 2,000,000.00 | | 0.00 | 0.00 | 2,000,000.00 | |
| 41430-1430-02-43.. | SERVICIOS DE ASEO PÚBL. | 140,883.68 | | 0.00 | 1,261.80 | 142,145.48 | |
| 41430-1430-03-43.. | SERVICIOS DE PANTEONES | 593,314.91 | | 0.00 | 35,005.43 | 628,320.34 | |

| Cuenta | Nombre | Saldos Iniciales | | Cargos | Abonos | Saldos Actuales | |
|---------------------|---------------------------|------------------|----------|--------|--------------|-----------------|----------|
| | | Deudor | Acreedor | | | Deudor | Acreedor |
| 41430-1430-04-43... | SERVICIOS DE RASTRO | 1,834,545.00 | | 0.00 | 268,372.00 | 2,102,917.00 | |
| 41430-1430-05-43... | SERVICIOS DE PLANEACI.. | 1,635,611.56 | | 0.00 | 59,547.32 | 1,695,158.88 | |
| 41430-1430-06-43... | SERVICIOS DE TRÁNSITO .. | 50,482.57 | | 0.00 | 4,836.90 | 55,319.47 | |
| 41430-1430-07-43... | SERVICIOS DEL REGISTR.. | 1,260,782.06 | | 0.00 | 77,902.00 | 1,338,684.06 | |
| 41430-1430-10-43... | SERVICIOS DE ESTACION.. | 27,613.56 | | 0.00 | 0.00 | 27,613.56 | |
| 41430-1430-12-43... | SERVICIOS DE LICENCIAS .. | 915,923.88 | | 0.00 | 10,556.19 | 926,480.07 | |
| 41430-1430-14-43... | SERVICIOS DE NOMENCL.. | 26,941.00 | | 0.00 | 2,400.00 | 29,341.00 | |
| 41430-1430-15-43... | LICENCIA Y REFRENDO P.. | 903,177.55 | | 0.00 | 29,547.86 | 932,725.41 | |
| 41430-1430-16-43... | EXPEDICIÓN DE COPIAS, .. | 240,408.18 | | 0.00 | 25,713.25 | 266,121.43 | |
| 41430-1430-17-43... | SERVICIOS CATASTRALES | 759,428.97 | | 0.00 | 91,756.50 | 851,185.47 | |
| 41430-1430-21-43... | SERVICIOS DE PROTECCI.. | 210.30 | | 0.00 | 15,001.40 | 15,211.70 | |
| 41440-1440-01-45... | RECARGOS MORATORIOS | 21,586.96 | | 0.00 | 417.24 | 22,004.20 | |
| 41510-1510-11-51... | MERCADOS Y LOCALES C.. | 110,087.38 | | 0.00 | 67,501.00 | 177,588.38 | |
| 41510-1510-13-51... | USO DE PISO EN LA VÍA P.. | 1,633,862.08 | | 0.00 | 270,563.06 | 1,904,425.14 | |
| 41620-1620-01-61... | MULTAS DE POLICÍA Y TR.. | 1,565,693.73 | | 0.00 | 81,567.53 | 1,647,261.26 | |
| 41640-1640-11-61... | REINTEGROS TESORERIA | 88,327.00 | | 0.00 | 0.00 | 88,327.00 | |
| 41640-1640-11-61... | REINTEGROS RAMO 33 | 0.00 | | 0.00 | 8,400.00 | 8,400.00 | |
| 41690-1690-01-61... | DONACIONES, HERENCIA.. | 140,039.89 | | 0.00 | 84,322.35 | 224,362.24 | |
| 41690-1690-03-61... | FERIAS Y EXPOSICIONES | 2,570,122.50 | | 0.00 | 0.00 | 2,570,122.50 | |
| 41690-1690-04-61... | OFICINA DE ENLACE MUNI.. | 1,182,875.85 | | 0.00 | 0.00 | 1,182,875.85 | |
| 41690-1690-06-61... | DEVOLUCION DE ISN | 1,774,833.00 | | 0.00 | 161,549.00 | 1,936,382.00 | |
| 42110-2110-01-81... | FONDO GENERAL DE PAR.. | 54,970,568.71 | | 0.00 | 7,151,689.09 | 62,122,257.80 | |
| 42110-2110-02-81... | FONDO DE FOMENTO MU.. | 17,620,129.30 | | 0.00 | 2,939,542.08 | 20,559,671.38 | |
| 42110-2110-04-81... | I.E.S.P.S. | 247,904.42 | | 0.00 | 28,265.05 | 276,169.47 | |
| 42110-2110-05-81... | I.S.A.N. | 966,527.34 | | 0.00 | 104,258.70 | 1,070,786.04 | |
| 42110-2110-06-81... | FONDO/IMPTO VTA FINAL .. | 7,476,953.75 | | 0.00 | 567,152.29 | 8,044,106.04 | |
| 42110-2110-07-81... | FONDO DE FISCALIZACIÓN | 4,014,006.54 | | 0.00 | 1,122,498.02 | 5,136,504.56 | |
| 42110-2110-08-81... | IEPS GASOLINA | 2,825,011.35 | | 0.00 | 587,719.15 | 3,412,730.50 | |
| 42110-2110-09-81... | FONDO DE EXTRACCION .. | 351.66 | | 0.00 | 670.93 | 1,022.59 | |
| 42120-2120-01-82... | INFRAESTRUCTURA | 54,042,931.00 | | 0.00 | 0.00 | 54,042,931.00 | |
| 42120-2120-02-82... | FORTALECIMIENTO | 39,625,540.00 | | 0.00 | 7,925,107.00 | 47,550,647.00 | |
| 42130-2130-01-83... | PROGRAMA FEDERAL - RA.. | 5,006,104.83 | | 0.00 | 0.00 | 5,006,104.83 | |
| 42130-2130-01-83... | PROGRAMA FEDERAL HA.. | 3,700,000.00 | | 0.00 | 0.00 | 3,700,000.00 | |
| 42130-2130-01-83... | PROGRAMA FEDERAL SU.. | 10,000,000.00 | | 0.00 | 0.00 | 10,000,000.00 | |
| 42130-2130-01-83... | FONDO DE CONTINGENCI.. | 1,451,624.07 | | 0.00 | 811.10 | 1,450,812.88 | |
| 42230-2230-01-93... | ESTIMULOS FISCALES | 473,771.00 | | 0.00 | 0.00 | 473,771.00 | |
| 43190-3190-00-59... | OTROS INGRESOS FINAN.. | 159.25 | | 0.00 | 0.00 | 159.25 | |
| 43190-3190-00-59... | OTROS INGRESOS FINAN.. | 7,742.60 | | 0.00 | 384.13 | 8,126.73 | |
| 43190-3190-00-59... | OTROS INGRESOS FINAN.. | 1,722.17 | | 0.00 | 0.00 | 1,722.17 | |
| 43190-3190-00-59... | OTROS INGRESOS FINAN.. | 7,744.13 | | 0.00 | 0.00 | 7,744.13 | |
| 43190-3190-00-59... | PRODUCTOS FINANCIEROS.. | 5,190.98 | | 0.00 | 66.02 | 5,257.00 | |
| 43190-3190-00-59... | PRODUCTOS FINANCIERO.. | 12,050.53 | | 0.00 | 1,231.87 | 13,282.40 | |
| 43190-3190-00-59... | INTERESES FINANCIEROS.. | 24,636.06 | | 0.00 | 352.23 | 24,988.29 | |
| 43190-3190-00-59... | INTERESES FINANCIEROS.. | 72,249.19 | | 0.00 | 8,205.20 | 80,454.39 | |
| 43190-3190-00-59... | INTERESES PREP 2013 | 209.77 | | 0.00 | 19.09 | 228.86 | |
| 43190-3190-00-59... | INTERESES FINANCIEROS.. | 13,020.85 | | 0.00 | 29.86 | 12,990.99 | |
| 43190-3190-00-59... | INTERESES HABITAT 2010 | 464.21 | | 0.00 | 45.94 | 510.15 | |
| 43190-3190-00-59... | INTERESES HABITAT 2012 | 280.30 | | 0.00 | 0.00 | 280.30 | |
| 43190-3190-00-59... | INTERESES HABITAT 13-14 | 24,262.34 | | 0.00 | 16.61 | 24,278.95 | |
| 43190-3190-00-59... | PRODUCTOS FINANCIERO.. | 1,911.51 | | 0.00 | 0.00 | 1,911.51 | |
| 43190-3190-00-59... | PRODUCTOS FINANCIERO.. | 1,016.22 | | 0.00 | 152.71 | 1,168.93 | |
| 43190-3190-00-59... | PRODUCTOS FINANCIERO.. | 410.62 | | 0.00 | 0.00 | 410.62 | |
| 43190-3190-00-59... | PRODUCTOS FINANCIERO.. | 6,340.12 | | 0.00 | 1,339.18 | 7,679.30 | |
| 43190-3190-00-59... | INTERESES GENERADOS .. | 1,341.60 | | 0.00 | 6.02 | 1,347.62 | |
| 43190-3190-00-59... | INTERESES GENERADOS .. | 0.00 | | 0.00 | 1,063.72 | 1,063.72 | |
| 43190-3190-00-59... | INTERESES INF. DEP MPA.. | 777.24 | | 0.00 | 0.00 | 777.24 | |
| 43190-3190-00-59... | INTERESES GENERADOS/I.. | 1,709.10 | | 0.00 | 175.13 | 1,884.23 | |
| 43190-3190-00-59... | INTERESES GENERADOS .. | 14,356.39 | | 0.00 | 156.42 | 14,512.81 | |
| 43190-3190-00-59... | INTERESES GENERADOS/I.. | 5,167.59 | | 0.00 | 258.29 | 5,425.88 | |
| 43190-3190-00-59... | INTERESES FINANCIEROS.. | 6,623.00 | | 0.00 | 2.88 | 6,625.88 | |
| 43190-3190-00-59... | INTERESES FINANCIEROS.. | 68.39 | | 0.00 | 0.00 | 68.39 | |
| 43190-3190-00-59... | INTERESES FOPAVED 2014 | 2,695.80 | | 0.00 | 0.00 | 2,695.80 | |
| 43190-3190-00-59... | INTERESES FINANCIEROS.. | 6,163.86 | | 0.00 | 1,478.46 | 7,642.32 | |
| 43190-3190-00-59... | INTERESES FINANCIEROS.. | 540.71 | | 0.00 | 0.00 | 540.71 | |
| 43190-3190-00-59... | PRODUCTOS FINANCIERO.. | 1,505.64 | | 0.00 | 2.81 | 1,508.45 | |
| 43190-3190-00-59... | PRODUCTOS FINANCIERO.. | 1,439.30 | | 0.00 | 219.76 | 1,659.06 | |
| 43190-3190-00-59... | INTERESES FINANCIEROS.. | 910.26 | | 0.00 | 49.56 | 959.82 | |

| Cuenta | Nombre | Saldos Iniciales | | Cargos | Abonos | Saldos Actuales | |
|---------------------|---------------------------|------------------|----------|--------------|----------|-----------------|----------|
| | | Deudor | Acreedor | | | Deudor | Acreedor |
| 43190-3190-00-59... | INTERESES FINANCIEROS.. | | 3,503.10 | 0.00 | 515.75 | | 4,018.85 |
| 43190-3190-00-59... | INTERESES FINANCIEROS.. | | 3,102.19 | 0.00 | 0.00 | | 3,102.19 |
| 43190-3190-00-59... | INTERESES FINANCIEROS.. | | 0.05 | 0.00 | 0.00 | | 0.05 |
| 43190-3190-00-59... | INTERESES FAFET 2013 .. | | 1,703.75 | 0.00 | 26.98 | | 1,730.73 |
| 51110-1111-14-28... | DIETAS | 6,184,729.74 | | 729,834.41 | 0.00 | 6,914,564.15 | |
| 51110-1131-14-28... | SUELDO BASE | 28,746,425.35 | | 2,838,594.68 | 5,734.00 | 31,579,286.03 | |
| 51110-1131-15-33... | SUELDO BASE/SEGURIDA.. | 9,625,120.11 | | 1,220,256.41 | 0.00 | 10,845,376.52 | |
| 51110-1132-14-28... | COMPLEMENTO DE SUEL.. | 4,710,141.15 | | 1,341,816.43 | 0.00 | 6,051,957.58 | |
| 51110-1132-15-33... | COMPLEMENTO DE SUEL.. | 1,344,568.39 | | 458,495.47 | 0.00 | 1,803,063.86 | |
| 51120-1211-15-33... | CONF CAPAC COMITE CO.. | 2,880.00 | | 0.00 | 0.00 | 2,880.00 | |
| 51120-1211-15-33... | CURSO BELLEZA BASICO/.. | 7,679.99 | | 0.00 | 0.00 | 7,679.99 | |
| 51120-1211-15-33... | CURSO COCINA CERTI/HO.. | 7,679.99 | | 0.00 | 0.00 | 7,679.99 | |
| 51120-1211-15-33... | CURSO COMPUTACION/H.. | 6,719.99 | | 0.00 | 0.00 | 6,719.99 | |
| 51120-1211-15-33... | CURSO ELAB PROD LACT.. | 5,759.99 | | 0.00 | 0.00 | 5,759.99 | |
| 51120-1211-15-33... | T. DER CDDNOS Y NO DIS.. | 1,920.00 | | 0.00 | 0.00 | 1,920.00 | |
| 51120-1211-15-33... | T. PREV VIOLENCIA C/ZUM.. | 2,160.00 | | 0.00 | 0.00 | 2,160.00 | |
| 51120-1211-15-33... | T. PROM EQ GENERO/HON.. | 1,920.00 | | 0.00 | 0.00 | 1,920.00 | |
| 51120-1211-15-33... | LAB CREANDO MI ROBOT/.. | 6,480.00 | | 0.00 | 0.00 | 6,480.00 | |
| 51120-1211-15-33... | LAB ELAB INST MUSICALE.. | 10,080.00 | | -5,760.00 | 0.00 | 4,320.00 | |
| 51120-1211-15-33... | T. DISM COND ANTISOC C/.. | 7,200.20 | | -2,880.00 | 0.00 | 4,320.20 | |
| 51120-1211-15-33... | T. CONST AUTOESTIMA C/.. | 7,199.50 | | -2,879.00 | 0.00 | 4,320.50 | |
| 51120-1211-15-33... | T. GPAL PREV BULLING C/.. | 2,160.00 | | 0.00 | 0.00 | 2,160.00 | |
| 51120-1211-15-33... | T. RESPETO DIV SEXUAL .. | 4,320.00 | | 0.00 | 0.00 | 4,320.00 | |
| 51120-1211-15-33... | CONF CAPAC Y OPERA C .. | 4,320.00 | | 0.00 | 0.00 | 4,320.00 | |
| 51210-1211-15-33... | T PREV VIOLENCIA COMP .. | 2,160.20 | | 0.00 | 0.00 | 2,160.20 | |
| 51210-1211-15-33... | TERAPI GPAL BULLING C F.. | 2,160.50 | | 0.00 | 0.00 | 2,160.50 | |
| 51120-1211-15-33... | CONF CAPCAIT Y OP COMI.. | 4,320.00 | | 0.00 | 0.00 | 4,320.00 | |
| 51120-1211-15-33... | CURSO BELLEZA BASICO/.. | 11,520.00 | | 0.00 | 0.00 | 11,520.00 | |
| 51120-1211-15-33... | CURSO COCINA CERT/HO.. | 11,520.00 | | 0.00 | 0.00 | 11,520.00 | |
| 51120-1211-15-33... | CURSO COMP CERT/HON.. | 10,080.00 | | 0.00 | 0.00 | 10,080.00 | |
| 51120-1211-15-33... | CURSO ELAB PROD LACT.. | 8,640.00 | | 0.00 | 0.00 | 8,640.00 | |
| 51120-1211-15-33... | T. DER CDDNOS Y NOS DI.. | 2,880.00 | | 0.00 | 0.00 | 2,880.00 | |
| 51120-1211-15-33... | T. PREV VIOL C/ZUMBA/HO.. | 5,040.00 | | 0.00 | 0.00 | 5,040.00 | |
| 51120-1211-15-33... | T. PROM EQ GENERO/HON.. | 2,880.00 | | 0.00 | 0.00 | 2,880.00 | |
| 51120-1211-15-33... | LAB CREANDO MI ROBOT/.. | 15,120.00 | | 0.00 | 0.00 | 15,120.00 | |
| 51120-1211-15-33... | LAB ELAB INST MUSICALE.. | 4,320.00 | | 5,760.00 | 0.00 | 10,080.00 | |
| 51120-1211-15-33... | T DISM COND ANTISOC C/.. | 7,199.80 | | 2,880.00 | 0.00 | 10,079.80 | |
| 51120-1211-15-33... | T. CONST AUTOES C/ATLE.. | 7,200.50 | | 2,879.00 | 0.00 | 10,079.50 | |
| 51120-1211-15-33... | T. GPAL PREV BULLING/FU.. | 5,040.00 | | 0.00 | 0.00 | 5,040.00 | |
| 51120-1211-15-33... | T. RESPETO DIV SEXUAL .. | 10,080.00 | | 0.00 | 0.00 | 10,080.00 | |
| 51120-1211-15-33... | CONF CAPA Y OPERA CO.. | 10,080.00 | | 0.00 | 0.00 | 10,080.00 | |
| 51210-1211-15-33... | T PREV VIOLENCIA COMP .. | 5,039.80 | | 0.00 | 0.00 | 5,039.80 | |
| 51210-1211-15-33... | TERAPIA GPAL PREV BULL.. | 5,039.50 | | 0.00 | 0.00 | 5,039.50 | |
| 51120-1212-14-28... | HONORARIOS ASIMILABLE.. | 265,546.60 | | 24,140.60 | 0.00 | 289,687.20 | |
| 51120-1221-14-28... | SUELDO BASE AL PERSO.. | 8,554,921.10 | | 610,002.50 | 0.00 | 9,164,923.60 | |
| 51120-1221-15-33... | SUELDO BASE PERSONAL .. | 1,376,806.62 | | 200,079.45 | 0.00 | 1,576,886.07 | |
| 51130-1311-14-28... | PRIMA QUINQUENAL POR .. | 274,554.90 | | 12,585.30 | 0.00 | 287,140.20 | |
| 51130-1321-14-28... | PRIMA VACACIONAL | 658,395.93 | | 123,596.93 | 0.00 | 781,992.86 | |
| 51130-1321-15-33... | PRIMA VACACIONAL SEGU.. | 208,384.90 | | 14,253.91 | 0.00 | 222,638.81 | |
| 51130-1323-14-28... | GRATIFICACION DE FIN D.. | 715,338.16 | | 4,524,597.58 | 0.00 | 5,239,935.74 | |
| 51130-1323-15-33... | AGUINALDO SEGURIDAD .. | 41,452.84 | | 1,846,544.00 | 0.00 | 1,887,996.84 | |
| 51130-1331-14-28... | REMUNERACIONES POR H.. | 1,857,802.63 | | 198,110.71 | 0.00 | 2,055,913.34 | |
| 51130-1331-15-33... | HORAS EXTRAS/SEG PUB | 87,167.33 | | 14,603.42 | 0.00 | 101,770.75 | |
| 51130-1341-14-28... | COMPENSACION POR SER.. | 978,433.18 | | 84,252.79 | 0.00 | 1,062,685.97 | |
| 51130-1341-15-33... | COMPENSACION POR SER.. | 8,000.00 | | 1,600.00 | 0.00 | 9,600.00 | |
| 51130-1341-15-33... | CONFORM.CAPACTI Y OP.. | 8,000.00 | | 1,600.00 | 0.00 | 9,600.00 | |
| 51130-1341-15-33... | ENLACE HABITAT/FORTA/.. | 24,000.00 | | 4,800.00 | 0.00 | 28,800.00 | |
| 51130-1341-15-33... | ESTIMULO A PREST SERV .. | 7,200.00 | | 1,440.00 | 0.00 | 8,640.00 | |
| 51130-1341-15-33... | ESTIMULO PROMOTORES .. | 6,700.00 | | 580.00 | 0.00 | 6,120.00 | |
| 51130-1341-15-33... | COMPENSACION POR SE.. | 5,100.00 | | 1,020.00 | 0.00 | 6,120.00 | |
| 51130-1341-15-33... | ESTIMULO PRESTA SERV .. | 7,065.00 | | 1,413.00 | 0.00 | 8,478.00 | |
| 51130-1341-15-33... | ESTIMULO A PROMOTORE.. | 8,000.00 | | 1,600.00 | 0.00 | 9,600.00 | |
| 51130-1341-15-33... | CONFORM.CAPACIT Y O.. | 5,100.00 | | 1,020.00 | 0.00 | 6,120.00 | |
| 51130-1341-15-33... | CONFORM.CAPACIT OPER.. | 12,000.00 | | 2,400.00 | 0.00 | 14,400.00 | |
| 51130-1341-15-33... | CONFORM.CAPACIT Y OP.. | 12,000.00 | | 2,400.00 | 0.00 | 14,400.00 | |
| 51130-1341-15-33... | ENLACE HABITAT/HABITAT.. | 36,000.00 | | 7,200.00 | 0.00 | 43,200.00 | |
| 51130-1341-15-33... | ESTIMULO A PRESTADOR.. | 10,800.00 | | 2,160.00 | 0.00 | 12,960.00 | |

| Cuenta | Nombre | Saldos Iniciales | | Cargos | Abonos | Saldos Actuales | |
|---------------------|----------------------------|------------------|----------|--------------|--------|-----------------|----------|
| | | Deudor | Acreedor | | | Deudor | Acreedor |
| 51130-1341-15-33... | ESTIMULO PROMOTORES .. | 14,300.00 | | -20.00 | 0.00 | 14,280.00 | |
| 51130-1341-15-33... | CONFORM,CAPACIT,OPER... | 11,900.00 | | 2,380.00 | 0.00 | 14,280.00 | |
| 51130-1341-15-33... | ESTIMULO PRESTA SERV .. | 16,485.00 | | 3,297.00 | 0.00 | 19,782.00 | |
| 51130-1341-15-33... | ESTIMULO PROMOTORES .. | 12,000.00 | | 2,400.00 | 0.00 | 14,400.00 | |
| 51130-1341-15-33... | CONFORM,CAPACIT Y O... | 11,900.00 | | 2,380.00 | 0.00 | 14,280.00 | |
| 51130-1381-15-33... | COMPENSACION SEGURID... | 563,743.08 | | 69,314.78 | 0.00 | 633,057.86 | |
| 51140-1441-14-28... | CUOTAS PARA EL SEGUR... | 3,185.79 | | 0.00 | 0.00 | 3,185.79 | |
| 51140-1441-15-33... | SEGURO DE VIDA/PRESTA... | 109,527.61 | | 0.00 | 0.00 | 109,527.61 | |
| 51140-1442-14-28... | SERVICIO MEDICO | 6,349,750.54 | | 1,033,989.44 | 0.00 | 7,383,739.98 | |
| 51140-1442-15-33... | SERVICIO MEDICO/PREST... | 1,323,415.94 | | 30,147.60 | 0.00 | 1,353,563.54 | |
| 51140-1442-15-33... | SERVICIO MEDICO/R33/SU... | 0.00 | | 57,870.90 | 0.00 | 57,870.90 | |
| 51150-1521-14-28... | INDEMNIZACIONES Y LIQU... | 679,319.21 | | 164,302.44 | 0.00 | 843,621.65 | |
| 51150-1521-15-33... | INDEMNIZACION SEGURID... | 59,308.91 | | 9,000.00 | 0.00 | 68,308.91 | |
| 51150-1612-14-28... | PREVISION DE INCREMEN... | 658,254.61 | | 2,000.00 | 0.00 | 660,254.61 | |
| 51150-1612-15-33... | HOMOLOGACION SALARIA... | 1,475,910.24 | | 382,585.30 | 0.00 | 1,858,495.54 | |
| 51210-2111-14-28... | MATERIALES UTILES Y EQ... | 400,374.29 | | 46,742.75 | 0.00 | 447,117.04 | |
| 51210-2111-15-23... | MATERIALES, UTILES Y E... | 0.00 | | 15,682.88 | 0.00 | 15,682.88 | |
| 51210-2111-15-33... | CONF CAPACIT COMITE C... | 2,198.00 | | 0.00 | 0.00 | 2,198.00 | |
| 51210-2111-15-33... | CONF CAPACIT CONTRAL... | 1,788.00 | | 0.00 | 0.00 | 1,788.00 | |
| 51210-2111-15-33... | CURSO COMPUTACION/PA... | 900.00 | | 0.00 | 0.00 | 900.00 | |
| 51210-2111-15-33... | ENLACE HABITAT CTRO C... | 524.00 | | 0.00 | 0.00 | 524.00 | |
| 51210-2111-15-33... | ESTIMULO A PREST SERV .. | 330.00 | | 0.00 | 0.00 | 330.00 | |
| 51210-2111-15-33... | ESTIMULO A PROM COMU... | 457.80 | | 0.00 | 0.00 | 457.80 | |
| 51210-2111-15-33... | T. DERECHOS CDDNOS /P... | 1,484.00 | | 0.00 | 0.00 | 1,484.00 | |
| 51210-2111-15-33... | T. PREV VIOL GENERO C/Z... | 1,189.80 | | 0.00 | 0.00 | 1,189.80 | |
| 51210-2111-15-33... | T. PROM EQUIDAD DE GE... | 1,484.00 | | 0.00 | 0.00 | 1,484.00 | |
| 51210-2111-15-33... | LAB CREANDO MI ROBOT/... | 583.50 | | 0.00 | 0.00 | 583.50 | |
| 51210-2111-15-33... | LAB ELAB INST PREHISP/P... | 712.20 | | 0.00 | 0.00 | 712.20 | |
| 51210-2111-15-33... | T. DISM COND ANTISOC PI... | 5,071.80 | | 0.00 | 0.00 | 5,071.80 | |
| 51210-2111-15-33... | T. CONST AUTOESTIMA C/... | 1,311.00 | | 0.00 | 0.00 | 1,311.00 | |
| 51210-2111-15-33... | TERAPIA GPAL BULLYNF F... | 1,396.50 | | 0.00 | 0.00 | 1,396.50 | |
| 51210-2111-15-33... | T. RESPETO DIV SEXUAL ... | 1,491.30 | | 0.00 | 0.00 | 1,491.30 | |
| 51210-2111-15-33... | CONF CAPACIT COMITE ... | 4,297.20 | | 0.00 | 0.00 | 4,297.20 | |
| 51210-2111-15-33... | ESTIMULO PRES S.S. 2402... | 1,269.30 | | 0.00 | 0.00 | 1,269.30 | |
| 51210-2111-15-33... | ESTIMULO A PROM COMU... | 148.00 | | 0.00 | 0.00 | 148.00 | |
| 51210-2111-15-33... | CONF CAPAC CONTRA SO... | 4,536.00 | | 0.00 | 0.00 | 4,536.00 | |
| 51210-2111-15-33... | PAPELERIA/GASTOS INDIR... | 66,258.48 | | 16,155.12 | 0.00 | 82,413.60 | |
| 51210-2111-15-33... | PAPALERIA/GASTOS INDIR... | 59,895.00 | | 0.00 | 0.00 | 59,895.00 | |
| 51210-2111-15-33... | CONF CAPACIT COMITE C... | 3,297.00 | | 0.00 | 0.00 | 3,297.00 | |
| 51210-2111-15-33... | CONF CAPACIT CONTRAL... | 2,682.00 | | 0.00 | 0.00 | 2,682.00 | |
| 51210-2111-15-33... | C.COMPUTACION/PAPE/A... | 1,350.00 | | 0.00 | 0.00 | 1,350.00 | |
| 51210-2111-15-33... | ENLACE HABITAT/PAPE/A... | 786.00 | | 0.00 | 0.00 | 786.00 | |
| 51210-2111-15-33... | ESTIM A PRES SERV SOC/... | 495.00 | | 0.00 | 0.00 | 495.00 | |
| 51210-2111-15-33... | ESTIM A PRO COMUN/PAP... | 1,068.20 | | 0.00 | 0.00 | 1,068.20 | |
| 51210-2111-15-33... | T. DERECHOS CDDNOS/P... | 2,226.00 | | 0.00 | 0.00 | 2,226.00 | |
| 51210-2111-15-33... | T. PREV VIOL GENERO C/Z... | 2,776.20 | | 0.00 | 0.00 | 2,776.20 | |
| 51210-2111-15-33... | T. PROM EQ GENERO/PAP... | 2,226.00 | | 0.00 | 0.00 | 2,226.00 | |
| 51210-2111-15-33... | LAB CREANDO MI ROBOT/... | 1,361.50 | | 0.00 | 0.00 | 1,361.50 | |
| 51210-2111-15-33... | LAB ELAB INST PREHISP/P... | 1,661.80 | | 0.00 | 0.00 | 1,661.80 | |
| 51210-2111-15-33... | T. COND ANTISOC PINTUR... | 11,834.20 | | 0.00 | 0.00 | 11,834.20 | |
| 51210-2111-15-33... | T. CONST AUTOESMICA C/... | 3,059.00 | | 0.00 | 0.00 | 3,059.00 | |
| 51210-2111-15-33... | TERAPIA GPAL BULLYING ... | 3,258.50 | | 0.00 | 0.00 | 3,258.50 | |
| 51210-2111-15-33... | T. REPETO DIV SEXUAL C/... | 3,479.70 | | 0.00 | 0.00 | 3,479.70 | |
| 51210-2111-15-33... | CONF CAPACIT COMITE C... | 10,026.80 | | 0.00 | 0.00 | 10,026.80 | |
| 51210-2111-15-33... | ESTIMULO A PREST S.S. 2... | 2,961.70 | | 0.00 | 0.00 | 2,961.70 | |
| 51210-2111-15-33... | ESTIMULO A PROM COMU... | 222.00 | | 0.00 | 0.00 | 222.00 | |
| 51210-2111-15-33... | CONF CAPAC CONTRA S... | 10,584.00 | | 0.00 | 0.00 | 10,584.00 | |
| 51210-2111-15-33... | EVALUACION DEL DESEM... | 9,199.46 | | 0.00 | 0.00 | 9,199.46 | |
| 51210-2121-14-28... | MATERIALES Y UTILES DE... | 14,402.08 | | 0.00 | 0.00 | 14,402.08 | |
| 51210-2121-15-33... | CURSO BELLEZA BASICO/... | 400.00 | | 0.00 | 0.00 | 400.00 | |
| 51210-2121-15-33... | CURSO COCINA CERT/CE... | 400.00 | | 0.00 | 0.00 | 400.00 | |
| 51210-2121-15-33... | CURSO COMPUTACION/C... | 400.00 | | 0.00 | 0.00 | 400.00 | |
| 51210-2121-15-33... | CURSO ELAB PROD LACT... | 400.00 | | 0.00 | 0.00 | 400.00 | |
| 51210-2121-15-33... | T. PROM EQ GENERO/CON... | 1,000.00 | | 0.00 | 0.00 | 1,000.00 | |
| 51210-2121-15-33... | LAB CREANDO MI ROBOT/... | 135.00 | | 0.00 | 0.00 | 135.00 | |
| 51210-2121-15-33... | LAB ELAB INSTRUM MUSI... | 135.00 | | 0.00 | 0.00 | 135.00 | |
| 51210-2121-15-33... | MATERIAL DE IMPRESION/... | 33,029.97 | | 0.00 | 0.00 | 33,029.97 | |

| Cuenta | Nombre | Saldos Iniciales | | Cargos | Abonos | Saldos Actuales | |
|--------------------|---------------------------|------------------|-----------|-----------|--------|-----------------|-----------|
| | | Deudor | Acreedor | | | Deudor | Acreedor |
| 51210-2121-15-33.. | CURSO BELLEZA BASICO/.. | | 600.00 | 0.00 | 0.00 | | 600.00 |
| 51210-2121-15-33.. | CURSO CONINA CERTI/CE.. | | 600.00 | 0.00 | 0.00 | | 600.00 |
| 51210-2121-15-33.. | CURSO COMPUTACION/C.. | | 600.00 | 0.00 | 0.00 | | 600.00 |
| 51210-2121-15-33.. | CURSO ELAB PROD LACT.. | | 600.00 | 0.00 | 0.00 | | 600.00 |
| 51210-2121-15-33.. | T. PROM EQ GENERO/CON.. | | 1,500.00 | 0.00 | 0.00 | | 1,500.00 |
| 51210-2121-15-33.. | LAB CREANDO MI ROBOT/.. | | 315.00 | 0.00 | 0.00 | | 315.00 |
| 51210-2121-15-33.. | LAB ELAB INSTRUM MUSI.. | | 315.00 | 0.00 | 0.00 | | 315.00 |
| 51210-2141-14-28.. | MATERIALES, UTILES Y E.. | 276,127.89 | | 27,155.60 | 0.00 | 303,283.49 | |
| 51210-2151-14-28.. | MATERIAL IMPRESO E INF.. | 131,604.80 | | 3,115.80 | 0.00 | 128,489.00 | |
| 51210-2151-15-33.. | CONF, CAPCAIT COMITE C.. | | 120.00 | 0.00 | 0.00 | | 120.00 |
| 51210-2151-15-33.. | CONF,CAPACIT,COMI CON.. | | 120.00 | 0.00 | 0.00 | | 120.00 |
| 51210-2151-15-33.. | CURSO BELLEZA BASICO/.. | | 120.00 | 0.00 | 0.00 | | 120.00 |
| 51210-2151-15-33.. | CURSO COCINA CERTIF/D.. | | 120.00 | 0.00 | 0.00 | | 120.00 |
| 51210-2151-15-33.. | CURSO COMPUTACION/M.. | | 1,320.00 | 0.00 | 0.00 | | 1,320.00 |
| 51210-2151-15-33.. | CURSO ELAB PROD LACT.. | | 120.00 | 0.00 | 0.00 | | 120.00 |
| 51210-2151-15-33.. | T DERECHOS CDDNOMAT.. | | 1,120.00 | 0.00 | 0.00 | | 1,120.00 |
| 51210-2151-15-33.. | T. PREV VIOL C/ZUMBA/MA.. | | 270.00 | 0.00 | 0.00 | | 270.00 |
| 51210-2151-15-33.. | T. PROM EQ GENERO/DOC.. | | 120.00 | 0.00 | 0.00 | | 120.00 |
| 51210-2151-15-33.. | T. DISM COND ANTISOC/M.. | | 270.00 | 0.00 | 0.00 | | 270.00 |
| 51210-2151-15-33.. | T. CONST AUTOESTMIMA.. | | 180.00 | 0.00 | 0.00 | | 180.00 |
| 51210-2151-15-33.. | TERAPIA GPAL BULLYNG.. | | 135.00 | 0.00 | 0.00 | | 135.00 |
| 51210-2151-15-33.. | T. RESPETO DIV SEXUAL.. | | 180.00 | 0.00 | 0.00 | | 180.00 |
| 51210-2151-15-33.. | CONF CPAC COM MUNIT/D.. | | 180.00 | 0.00 | 0.00 | | 180.00 |
| 51210-2151-15-33.. | CONF, CAPACIT,COMTE C.. | | 180.00 | 0.00 | 0.00 | | 180.00 |
| 51210-2151-15-33.. | CURSO BELLEZA BASICO/.. | | 180.00 | 0.00 | 0.00 | | 180.00 |
| 51210-2151-15-33.. | CURSO COCINA CERTIF/D.. | | 180.00 | 0.00 | 0.00 | | 180.00 |
| 51210-2151-15-33.. | CURSO COMP INTERMEDI.. | | 1,980.00 | 0.00 | 0.00 | | 1,980.00 |
| 51210-2151-15-33.. | CURSO PROD LACTEOS/D.. | | 180.00 | 0.00 | 0.00 | | 180.00 |
| 51210-2151-15-33.. | T DERECHOS CDDNO/MA.. | | 1,680.00 | 0.00 | 0.00 | | 1,680.00 |
| 51210-2151-15-33.. | T. PREV VIOL GENERO C/Z.. | | 630.00 | 0.00 | 0.00 | | 630.00 |
| 51210-2151-15-33.. | T. PROM EQ GENERO/DOC.. | | 180.00 | 0.00 | 0.00 | | 180.00 |
| 51210-2151-15-33.. | T. DISM COND ANTISOC/M.. | | 630.00 | 0.00 | 0.00 | | 630.00 |
| 51210-2151-15-33.. | T. CONT AUTOESTIMA C/A.. | | 420.00 | 0.00 | 0.00 | | 420.00 |
| 51210-2151-15-33.. | TERAPIA GPAL BULLYNG.. | | 315.00 | 0.00 | 0.00 | | 315.00 |
| 51210-2151-15-33.. | T. RESPETO DIV SEXUAL.. | | 420.00 | 0.00 | 0.00 | | 420.00 |
| 51210-2161-14-28.. | MATERIAL DE LIMPIEZA.. | 155,025.05 | | 32,361.98 | 0.00 | 187,387.03 | |
| 51210-2181-14-28.. | MATERIAL PARA EL REGIS.. | 128,800.00 | | 16,800.00 | 0.00 | 145,600.00 | |
| 51220-2211-14-28.. | ALIMENTACION EN OFICIN.. | 167,368.37 | | 46,513.87 | 0.00 | 213,882.24 | |
| 51220-2212-14-28.. | ALIMENTACION DE EVENT.. | 68,402.60 | | 55,445.45 | 0.00 | 123,848.05 | |
| 51220-2212-15-33.. | T. PREV VIOL GENERO C/Z.. | | 300.00 | 0.00 | 0.00 | | 300.00 |
| 51220-2212-15-33.. | LAB CREANDO MI ROBOT/.. | | 637.50 | 0.00 | 0.00 | | 637.50 |
| 51220-2212-15-33.. | LAB. ELAB INST MUSICAL/.. | | 600.00 | 0.00 | 0.00 | | 600.00 |
| 51220-2212-15-33.. | T. DISM COND ANTISOC PI.. | | 600.00 | 0.00 | 0.00 | | 600.00 |
| 51220-2212-15-33.. | T. CONST AUTOESTIMA C/.. | | 300.00 | 0.00 | 0.00 | | 300.00 |
| 51220-2212-15-33.. | TERAPIA GAPL BULLYING.. | | 300.00 | 0.00 | 0.00 | | 300.00 |
| 51220-2212-15-33.. | T. PREV VIOL GENERO C/Z.. | | 700.00 | 0.00 | 0.00 | | 700.00 |
| 51220-2212-15-33.. | LAB CREANDO MI ROBOT/.. | | 1,487.50 | 0.00 | 0.00 | | 1,487.50 |
| 51220-2212-15-33.. | LAB. ELAB INST MUSICAL/.. | | 1,400.00 | 0.00 | 0.00 | | 1,400.00 |
| 51220-2212-15-33.. | T. DISM COND ANTISOC PI.. | | 1,400.00 | 0.00 | 0.00 | | 1,400.00 |
| 51220-2212-15-33.. | T.CONST AUTOESTIMA C/.. | | 700.00 | 0.00 | 0.00 | | 700.00 |
| 51220-2212-15-33.. | TERAPIA GPAL BULLYING /.. | | 700.00 | 0.00 | 0.00 | | 700.00 |
| 51220-2213-14-28.. | ALIMENTACION EN PROGT.. | 20,962.00 | | 6,452.80 | 0.00 | 27,414.80 | |
| 51220-2221-14-28.. | PRODUCTOS ALIMENTICI.. | 3,669.20 | | 0.00 | 0.00 | 3,669.20 | |
| 51220-2231-14-28.. | UTENSILIOS PARA EL SER.. | 3,662.60 | | 2,230.33 | 0.00 | 5,892.93 | |
| 51230-2311-15-33.. | CURSO COCINA CERTIF/IN.. | | 11,497.20 | 0.00 | 0.00 | | 11,497.20 |
| 51230-2311-15-33.. | CURSO ELAB PROD LACT.. | | 11,370.40 | 0.00 | 0.00 | | 11,370.40 |
| 51230-2311-15-33.. | CURSO COCINA CERT/INS.. | | 17,245.80 | 0.00 | 0.00 | | 17,245.80 |
| 51230-2311-15-33.. | CURSO ELAB PROD LACT.. | | 17,055.60 | 0.00 | 0.00 | | 17,055.60 |
| 51230-2340-00-00.. | COMBUSTIBLES, LUBRICA.. | | 616.19 | 0.00 | 0.00 | | 616.19 |
| 51240-2411-14-28.. | PRODUCTOS MINERALES.. | 12,528.00 | | 0.00 | 0.00 | 12,528.00 | |
| 51240-2411-25-33.. | REHAB CALLES/PROD MIN.. | 130,708.80 | | 15,288.80 | 0.00 | 145,997.60 | |
| 51240-2411-25-33.. | PROD MIN NO METELICOS.. | 29,116.00 | | 1,705.20 | 0.00 | 30,821.20 | |
| 51240-2411-25-33.. | CONSERVACION DE CAMI.. | 24,220.80 | | 17,400.00 | 0.00 | 41,620.80 | |
| 51240-2421-14-28.. | CEMENTO Y PRODUCTOS.. | 19,279.04 | | 6,796.01 | 0.00 | 26,075.05 | |
| 51240-2421-25-33.. | REHABILITACION CALLES/.. | 119,908.20 | | 3,619.44 | 0.00 | 123,527.64 | |
| 51240-2421-25-33.. | CEMENTO/CONSERVACIO.. | 18,700.00 | | 0.00 | 0.00 | 18,700.00 | |
| 51240-2431-14-28.. | CAL, YESO Y PRODUCTOS.. | 2,858.19 | | 1,904.19 | 0.00 | 4,762.38 | |

| Cuenta | Nombre | Saldos Iniciales | | Cargos | Abonos | Saldos Actuales | |
|--------------------|--------------------------|------------------|----------|------------|--------|-----------------|--------------|
| | | Deudor | Acreedor | | | Deudor | Acreedor |
| 51240-2441-14-28.. | MADERA Y PRODUCTOS D.. | 9,965.89 | | 7,780.01 | 0.00 | | 17,745.90 |
| 51240-2461-14-28.. | MATERIAL ELECTRICO Y E.. | 539,087.78 | | 248,918.78 | 0.00 | | 788,006.56 |
| 51240-2461-15-33.. | ADQUISICION MAT ELECT.. | 2,496.90 | | 150,026.31 | 0.00 | | 152,523.21 |
| 51240-2471-14-28.. | ARTICULOS METALICOS P.. | 23,504.35 | | 11,567.50 | 0.00 | | 35,071.85 |
| 51240-2471-25-33.. | ARTICULOS METALICOS P/.. | 0.00 | | 270.00 | 0.00 | | 270.00 |
| 51240-2491-14-28.. | OTROS MATERIALES Y AR.. | 4,246.57 | | 37,158.29 | 0.00 | | 32,909.72 |
| 51240-2491-15-33.. | PROGRMA ASISTENCIA S.. | 29,953.00 | | 215,876.50 | 0.00 | | 245,829.50 |
| 51240-2491-15-33.. | LAB INSTRUMENTOS MUSI.. | 1,182.00 | | 0.00 | 0.00 | | 1,182.00 |
| 51240-2491-15-33.. | OTROS MAT Y ART CONST.. | 0.00 | | 250.00 | 0.00 | | 250.00 |
| 51240-2491-15-33.. | LAB INSTRUMENTOS MUSI.. | 2,758.00 | | 0.00 | 0.00 | | 2,758.00 |
| 51240-2491-25-33.. | REHAB. CALLES/OTROS M.. | 1,930.00 | | 3,104.83 | 0.00 | | 5,034.83 |
| 51240-2491-25-33.. | OTROS ARTICULOS DE CO.. | 0.00 | | 175,160.00 | 0.00 | | 175,160.00 |
| 51240-2491-25-33.. | OTROS ARTICULOS CONS.. | 357,280.00 | | 0.00 | 0.00 | | 357,280.00 |
| 51240-2491-27-33.. | APOYO C/MAT REHAB DE.. | 0.00 | | 2,735.00 | 0.00 | | 2,735.00 |
| 51250-2521-14-28.. | FERTILIZANTES PESTICID.. | 5,618.80 | | 2,275.00 | 0.00 | | 7,893.80 |
| 51250-2531-14-28.. | MEDICINAS Y PRODUCTO.. | 14.60 | | 6,620.00 | 0.00 | | 6,634.60 |
| 51250-2561-14-28.. | FIBRAS SINTETICAS HULE.. | 30,595.39 | | 2,282.43 | 0.00 | | 32,877.82 |
| 51250-2561-15-33.. | FIBRAS SINTETICAS HULE.. | 1,041.10 | | 0.00 | 0.00 | | 1,041.10 |
| 51260-2611-14-28.. | COMBUSTIBLES, LUBRICA.. | 4,779,333.16 | | 512,221.17 | 0.00 | | 5,291,554.33 |
| 51260-2611-15-33.. | CURSO COCINA CERTIF/G.. | 629.60 | | 0.00 | 0.00 | | 629.60 |
| 51260-2611-15-33.. | CURSO ELAB DE PROD LA.. | 629.60 | | 0.00 | 0.00 | | 629.60 |
| 51260-2611-15-33.. | COMBUSTIBLES/REHABILI.. | 153,429.24 | | 14,658.00 | 0.00 | | 168,087.24 |
| 51260-2611-15-33.. | COMBUSTIBLES/CONSER.. | 54,124.80 | | 23,136.80 | 0.00 | | 77,261.60 |
| 51260-2611-15-33.. | COMBUSTIBLES/SEGURID.. | 1,489,153.29 | | 45,073.88 | 0.00 | | 1,534,227.17 |
| 51260-2611-15-33.. | COMBUSTIBLES/GASTOS I.. | 648,869.54 | | 5,902.95 | 0.00 | | 654,772.49 |
| 51260-2611-15-33.. | COMBUSTIBLES/ORGANO.. | 2,262.70 | | 0.00 | 0.00 | | 2,262.70 |
| 51260-2611-15-33.. | COMBUSTIBLES/CONSER.. | 54,793.60 | | 27,704.39 | 0.00 | | 82,497.99 |
| 51260-2611-15-33.. | COMBUSTIBLES/GTOS IND.. | 1,200,000.00 | | 0.00 | 0.00 | | 1,200,000.00 |
| 51260-2611-15-33.. | CURSO COCINA CERTIF/G.. | 944.40 | | 0.00 | 0.00 | | 944.40 |
| 51260-2611-15-33.. | CURSO ELAB PRODUCTO.. | 944.40 | | 0.00 | 0.00 | | 944.40 |
| 51260-2611-25-33.. | REMEDIACION RELLENO S.. | 176,039.26 | | 0.00 | 0.00 | | 176,039.26 |
| 51260-2611-25-33.. | COMBUSTIBLES/REHAB C.. | 0.00 | | 474.95 | 0.00 | | 474.95 |
| 51270-2711-14-28.. | VESTUARIO Y UNIFORMES | 415,166.85 | | 0.00 | 0.00 | | 415,166.85 |
| 51270-2711-15-33.. | CONFOR, CAPACIT COMIT.. | 100.00 | | 0.00 | 0.00 | | 100.00 |
| 51270-2711-15-33.. | CONF, CAPACIT COMIT CO.. | 100.00 | | 0.00 | 0.00 | | 100.00 |
| 51270-2711-15-33.. | ENLACE HABITAT/NIFORM.. | 200.00 | | 0.00 | 0.00 | | 200.00 |
| 51270-2711-15-33.. | ESTIMULO PRES SERV SO.. | 200.00 | | 0.00 | 0.00 | | 200.00 |
| 51270-2711-15-33.. | ESTIMULO A PROM COMU.. | 433.50 | | 0.00 | 0.00 | | 433.50 |
| 51270-2711-15-33.. | CONF CAPACIT COMITE C.. | 1,152.00 | | 0.00 | 0.00 | | 1,152.00 |
| 51270-2711-15-33.. | ESTIMULO A PRES SERV S.. | 1,525.50 | | 0.00 | 0.00 | | 1,525.50 |
| 51270-2711-15-33.. | ESTIMULO A PROM COMU.. | 100.00 | | 0.00 | 0.00 | | 100.00 |
| 51270-2711-15-33.. | CONF CAPACIT COMITE C.. | 433.50 | | 0.00 | 0.00 | | 433.50 |
| 51270-2711-15-33.. | CONF, CAPACIT COMITE C.. | 150.00 | | 0.00 | 0.00 | | 150.00 |
| 51270-2711-15-33.. | CONF, CAPACTI COMITE C.. | 150.00 | | 0.00 | 0.00 | | 150.00 |
| 51270-2711-15-33.. | ENLACE HABITAT/UNIFOR.. | 300.00 | | 0.00 | 0.00 | | 300.00 |
| 51270-2711-15-33.. | ESTIMULO A PRES SERV S.. | 300.00 | | 0.00 | 0.00 | | 300.00 |
| 51270-2711-15-33.. | ESTIM A PROM COMUNIT/.. | 1,011.50 | | 0.00 | 0.00 | | 1,011.50 |
| 51270-2711-15-33.. | CONF CAPACIT COMITE C.. | 2,688.00 | | 0.00 | 0.00 | | 2,688.00 |
| 51270-2711-15-33.. | ESTIMULO A PRES SERV S.. | 3,559.50 | | 0.00 | 0.00 | | 3,559.50 |
| 51270-2711-15-33.. | ESTIMULO A PROM COMU.. | 150.00 | | 0.00 | 0.00 | | 150.00 |
| 51270-2711-15-33.. | CONF CAPACIT COMITE C.. | 1,011.50 | | 0.00 | 0.00 | | 1,011.50 |
| 51270-2711-15-33.. | VESTUARIO DE LAS INSTI.. | 1,225,406.60 | | 19,499.95 | 0.00 | | 1,244,906.55 |
| 51270-2721-14-28.. | PRENDAS DE SEGURIDAD .. | 14,887.69 | | 2,121.63 | 0.00 | | 17,009.32 |
| 51270-2731-14-28.. | ARTICULOS DEPORTIVOS | 1,508.00 | | 0.00 | 0.00 | | 1,508.00 |
| 51270-2731-15-33.. | T. PREV VIOLE GEN ZUMB.. | 3,210.00 | | 0.00 | 0.00 | | 3,210.00 |
| 51270-2731-15-33.. | T. CONST AUTOESTIMA C/.. | 1,522.50 | | 0.00 | 0.00 | | 1,522.50 |
| 51270-2731-15-33.. | TERAPIA GPAL BULLYINF .. | 2,088.00 | | 0.00 | 0.00 | | 2,088.00 |
| 51270-2731-15-33.. | T. DIVER SEXUAL AROEBI.. | 2,730.00 | | 0.00 | 0.00 | | 2,730.00 |
| 51270-2731-15-33.. | T. PREV VIOLENCIA COMP.. | 7,490.00 | | 0.00 | 0.00 | | 7,490.00 |
| 51270-2731-15-33.. | T. CONST AUTOESTIMA C/.. | 3,552.50 | | 0.00 | 0.00 | | 3,552.50 |
| 51270-2731-15-33.. | TERAPIA GPAL BULLYING .. | 4,872.00 | | 0.00 | 0.00 | | 4,872.00 |
| 51270-2731-15-33.. | T. DIVER SEXUAL AEROBI.. | 6,370.00 | | 0.00 | 0.00 | | 6,370.00 |
| 51280-2821-15-33.. | MUNICIONES/SUBSEMUN1.. | 36,000.00 | | 0.00 | 0.00 | | 36,000.00 |
| 51290-2911-14-28.. | HERRAMIENTAS MENORES | 176,250.01 | | 56,432.43 | 0.00 | | 232,682.44 |
| 51290-2911-15-33.. | CURSO BELLEZA BASICO/.. | 11,100.00 | | 0.00 | 0.00 | | 11,100.00 |
| 51290-2911-15-33.. | CURSO COCINA CERT/HE.. | 4,487.20 | | 0.00 | 0.00 | | 4,487.20 |
| 51290-2911-15-33.. | CUROS ELAB PROD LACT.. | 698.00 | | 0.00 | 0.00 | | 698.00 |

| Cuenta | Nombre | SalDOS Iniciales | | Cargos | Abonos | SalDOS Actuales | |
|---------------------|---------------------------|------------------|-----------|--------------|--------|-----------------|-----------|
| | | Deudor | AcreeDor | | | Deudor | AcreeDor |
| 51290-2911-15-33... | ELAB INST MUSICALES/HE.. | | 7,980.00 | 0.00 | 0.00 | | 7,980.00 |
| 51290-2911-15-33... | T. DISM COND ANTISOC PI.. | | 720.00 | 0.00 | 0.00 | | 720.00 |
| 51290-2911-15-33... | HERRAMIENTAS MENORE.. | | 180.01 | 0.00 | 0.00 | | 180.01 |
| 51290-2911-15-33... | CURSO BELLEZA BASICO/.. | | 16,650.00 | 0.00 | 0.00 | | 16,650.00 |
| 51290-2911-15-33... | CURSO COCINA CERT/HE.. | | 6,730.80 | 0.00 | 0.00 | | 6,730.80 |
| 51290-2911-15-33... | CURSO ELAB PROD LACT.. | | 1,047.00 | 0.00 | 0.00 | | 1,047.00 |
| 51290-2911-15-33... | ELAB PROD MUSICALES/H.. | | 18,620.00 | 0.00 | 0.00 | | 18,620.00 |
| 51290-2911-15-33... | T. DISM COND ANTISOC PI.. | | 1,680.00 | 0.00 | 0.00 | | 1,680.00 |
| 51290-2911-25-33... | HERRAMIENTAS MENORE.. | | 0.00 | 320.00 | 0.00 | | 320.00 |
| 51290-2911-25-33... | LAMPARA TACTICA MARC.. | 287,680.00 | | 0.00 | 0.00 | 287,680.00 | |
| 51290-2921-14-28... | REFACCIONES Y ACCESO.. | 9,256.16 | | 12,114.11 | 0.00 | 21,370.27 | |
| 51290-2931-14-28... | REFACCIONES Y ACCESO.. | 8,840.00 | | 60.57 | 0.00 | 8,900.57 | |
| 51290-2931-15-33... | REF Y ACC MENOR DE MO.. | 0.00 | | 7,196.00 | 0.00 | 7,196.00 | |
| 51290-2941-14-28... | REFACCIONES Y ACCESO.. | 35,134.90 | | 5,245.00 | 0.00 | 40,379.90 | |
| 51290-2961-14-28... | REFACCIONES Y ACCESO.. | 247,560.76 | | 42,746.04 | 0.00 | 290,306.80 | |
| 51290-2961-15-33... | REFACCIONES Y ACC ME.. | 785.00 | | 0.00 | 0.00 | 785.00 | |
| 51290-2981-14-28... | REFACCIONES Y ACCESO.. | 328,239.89 | | 100,524.87 | 0.00 | 428,764.76 | |
| 51290-2991-15-33... | CURSO ELAB PROD LACT.. | 3,302.00 | | 0.00 | 0.00 | 3,302.00 | |
| 51290-2991-15-33... | LAB CREANDO MI ROBOT/.. | 9,495.00 | | 0.00 | 0.00 | 9,495.00 | |
| 51290-2991-15-33... | T. DISM COND ANTISOC PI.. | 3,780.00 | | 0.00 | 0.00 | 3,780.00 | |
| 51290-2991-15-33... | CONSF CAPACIT COMITE .. | 966.30 | | 0.00 | 0.00 | 966.30 | |
| 51290-2991-15-33... | CURSO ELAB PROD LACT.. | 4,953.00 | | 0.00 | 0.00 | 4,953.00 | |
| 51290-2991-15-33... | LAB CREANDO MI ROBOT/.. | 22,155.00 | | 0.00 | 0.00 | 22,155.00 | |
| 51290-2991-15-33... | T. DISM COND ANTISOC PI.. | 8,820.00 | | 0.00 | 0.00 | 8,820.00 | |
| 51290-2991-15-33... | CONF CAPACIT COMITE C.. | 2,254.70 | | 0.00 | 0.00 | 2,254.70 | |
| 51310-3111-14-28... | ENERGIA ELECTRICA | 1,666,992.00 | | 1,332,176.00 | 0.00 | 2,999,168.00 | |
| 51310-3111-15-33... | ALUMBRADO PUBLICO/R3.. | 11,834,419.01 | | 0.00 | 0.00 | 11,834,419.01 | |
| 51310-3131-14-28... | AGUA | 52,198.30 | | 384.14 | 0.00 | 52,582.44 | |
| 51310-3141-14-28... | TELEFONIA TRADICIONAL | 419,016.00 | | 36,305.00 | 0.00 | 455,321.00 | |
| 51310-3151-14-28... | TELEFONIA CELULAR | 49,067.01 | | 599.99 | 0.00 | 49,667.00 | |
| 51310-3171-14-28... | SERVICIOS DE ACCESO D.. | 151,233.50 | | 13,748.50 | 0.00 | 164,982.00 | |
| 51310-3182-14-28... | SERVICIOS POSTALES | 53.50 | | 79.00 | 0.00 | 132.50 | |
| 51320-3211-14-28... | ARRENDAMIENTO DE TER.. | 3,480.00 | | 0.00 | 0.00 | 3,480.00 | |
| 51320-3221-14-28... | ARRENDAMIENTO DE EDIF.. | 296,360.23 | | 25,860.00 | 0.00 | 322,220.23 | |
| 51320-3231-14-28... | ARRENDAMIENTO DE MOB.. | 121,602.55 | | 45,541.02 | 0.00 | 167,143.57 | |
| 51320-3261-14-28... | ARRENDAMIENTO DE MAQ.. | 502,859.99 | | 13,224.00 | 0.00 | 516,083.99 | |
| 51320-3261-25-33... | RELLENO SANITARIO/ACA.. | 211,094.63 | | 0.00 | 0.00 | 211,094.63 | |
| 51320-3261-25-33... | ARRENDAMIENTO MAQUI.. | 0.00 | | 5,568.00 | 0.00 | 5,568.00 | |
| 51320-3261-25-33... | ARREND MAQUINARIA/CO.. | 185,562.88 | | 3,480.00 | 0.00 | 189,042.88 | |
| 51320-3261-25-33... | ARRENDAMIENTO MAQ/C.. | 0.00 | | 4,060.00 | 0.00 | 4,060.00 | |
| 51330-3311-14-28... | SERVICIOS LEGALES, DE .. | 419,595.20 | | 43,773.58 | 0.00 | 463,368.78 | |
| 51330-3321-14-28... | SERVICIO DE DISEÑO, AR.. | 189,721.90 | | 0.00 | 0.00 | 189,721.90 | |
| 51330-3331-14-28... | SERVICIOS DE CONSULTO.. | 0.00 | | 6,612.00 | 0.00 | 6,612.00 | |
| 51330-3341-14-28... | SERVICIOS DE CAPACITA.. | 36,447.60 | | 12,934.00 | 0.00 | 49,381.60 | |
| 51330-3341-15-33... | CAPACITACION VOLUNTA.. | 150,000.00 | | 0.00 | 0.00 | 150,000.00 | |
| 51330-3341-15-33... | EVALUACION DE HAB Y C.. | 0.00 | | 32,000.00 | 0.00 | 32,000.00 | |
| 51330-3341-15-33... | DIPLOMADO P/MANDOS D.. | 45,000.00 | | 240,000.00 | 0.00 | 285,000.00 | |
| 51330-3341-15-33... | SISTEMA PENAL ACUSAT.. | 0.00 | | 280,000.00 | 0.00 | 280,000.00 | |
| 51330-3341-15-33... | CADENA DE CUSTODIA/P .. | 0.00 | | 140,000.00 | 0.00 | 140,000.00 | |
| 51330-3341-15-33... | EVALUACION DE CONTRO.. | 0.00 | | 730,800.00 | 0.00 | 730,800.00 | |
| 51330-3352-15-33... | ESTUDIO URBANISMO/PR.. | 175,000.00 | | 0.00 | 0.00 | 175,000.00 | |
| 51330-3352-15-33... | ENCUESTAS DE MED DE I.. | 100,000.00 | | 100,000.00 | 0.00 | 200,000.00 | |
| 51330-3361-14-28... | SERVICIOS DE APOYO AD.. | 3,857.06 | | 1,172.88 | 0.00 | 5,029.94 | |
| 51330-3361-15-33... | PROGRAMA DE DES INSTI.. | 400,000.00 | | 0.00 | 0.00 | 400,000.00 | |
| 51330-3361-15-33... | DIFUSION EXTERNA/PROF.. | 299,562.00 | | 0.00 | 0.00 | 299,562.00 | |
| 51330-3391-14-28... | SERVICIOS PROFESIONAL.. | 2,900.00 | | 0.00 | 0.00 | 2,900.00 | |
| 51330-3391-15-33... | PROYECTO EQUIPAMIEN.. | 0.00 | | 1,400,000.00 | 0.00 | 1,400,000.00 | |
| 51340-3411-14-28... | SERVICIOS FINANCIEROS .. | 111,450.67 | | 5,292.72 | 0.00 | 116,743.39 | |
| 51340-3411-15-33... | COMISIONES BANCARIAS/.. | 6,869.71 | | 3,610.08 | 0.00 | 10,479.79 | |
| 51340-3411-15-33... | COMISIONES BANCARIAS/.. | 2,856.92 | | 319.92 | 0.00 | 3,176.84 | |
| 51340-3411-15-33... | COMISIONES BANCARIAS/.. | 290.00 | | 0.00 | 0.00 | 290.00 | |
| 51340-3411-15-33... | COMISIONES BANCARIAS/.. | 401.44 | | 30.96 | 0.00 | 432.40 | |
| 51340-3411-15-33... | COMISIONES BANCARIAS/.. | 2,945.36 | | 367.60 | 0.00 | 3,312.96 | |
| 51340-3411-15-33... | COMISIONES BANCARIAS/.. | 9,271.25 | | 1,011.36 | 0.00 | 10,282.61 | |
| 51340-3411-15-33... | COMISIONES BANARIAS/R.. | 6,317.74 | | 997.68 | 0.00 | 7,315.42 | |
| 51340-3411-15-33... | COMISIONES BANCARIAS/.. | 0.00 | | 264.00 | 0.00 | 264.00 | |
| 51340-3411-15-33... | COMISIONES BANCARIAS/.. | 0.00 | | 20.64 | 0.00 | 20.64 | |

| Cuenta | Nombre | Saldos Iniciales | | Cargos | Abonos | Saldos Actuales | |
|--------------------|---------------------------|------------------|----------|--------------|--------|-----------------|--------------|
| | | Deudor | Acreedor | | | Deudor | Acreedor |
| 51340-3411-15-33.. | COMISIONES BANCARIAS/.. | | 0.00 | 16.24 | 0.00 | | 16.24 |
| 51340-3451-14-28.. | SEGURO DE BIENES PATR.. | 474,229.61 | | 76,057.00 | 0.00 | | 550,286.61 |
| 51340-3471-14-28.. | FLETES Y MANIOBRAS | 36,737.80 | | 4,134.70 | 0.00 | | 40,872.50 |
| 51350-3511-14-28.. | CONSERVACION Y MANTE.. | 6,040.00 | | 417.60 | 0.00 | | 6,457.60 |
| 51350-3521-14-28.. | INSTALACION REPARACIO.. | 32,289.78 | | 6,836.69 | 0.00 | | 39,126.47 |
| 51350-3531-14-28.. | INSTALACION REPARACIO.. | 81,877.32 | | 750.00 | 0.00 | | 82,627.32 |
| 51350-3531-15-33.. | INST, REP Y MTTO EQ CO.. | | 0.00 | 78,880.00 | 0.00 | | 78,880.00 |
| 51350-3531-15-33.. | MTTO PREV Y CORR EQ T.. | 1,199,999.12 | | 0.00 | 0.00 | | 1,199,999.12 |
| 51350-3531-15-33.. | MANTENIMIENTO PREVEN.. | 150,000.00 | | 0.00 | 0.00 | | 150,000.00 |
| 51350-3551-14-28.. | REPARACION Y MANTENI.. | 142,144.30 | | 53,517.24 | 0.00 | | 195,661.54 |
| 51350-3551-15-23.. | REP Y MTTO EQ TRANSP/.. | | 0.00 | 9,891.24 | 0.00 | | 9,891.24 |
| 51350-3551-15-33.. | MANTENIMIENTO EQ TRA.. | 177,578.34 | | 100,284.06 | 0.00 | | 277,862.40 |
| 51350-3551-15-33.. | REPARACION Y MTTO EQ .. | 48,011.92 | | 9,140.80 | 0.00 | | 57,152.72 |
| 51350-3551-25-33.. | REPARACION Y MANTENI.. | 4,266.48 | | 359.60 | 0.00 | | 4,626.08 |
| 51350-3571-14-28.. | INSTALACION REPARACIO.. | 222,159.76 | | 56,363.73 | 0.00 | | 278,523.49 |
| 51350-3591-14-28.. | SERVICISO DE JARDINERI.. | 54,114.00 | | 0.00 | 0.00 | | 54,114.00 |
| 51360-3611-14-28.. | DIFUSIONPOR RADIO, TEL.. | 1,220,305.84 | | 309,254.06 | 0.00 | | 1,529,559.90 |
| 51360-3611-15-33.. | CONF, CPACIT Y OP COMI.. | | 70.00 | 0.00 | 0.00 | | 70.00 |
| 51360-3611-15-33.. | CONF,CAPACIT Y OPER C.. | | 70.00 | 0.00 | 0.00 | | 70.00 |
| 51360-3611-15-33.. | CURSO BELLEZA BASICO/.. | 1,940.00 | | 0.00 | 0.00 | | 1,940.00 |
| 51360-3611-15-33.. | CURSO COCINA CERT/DIF.. | 140.00 | | 0.00 | 0.00 | | 140.00 |
| 51360-3611-15-33.. | CURSO COMPUTACION/DI.. | 70.00 | | 0.00 | 0.00 | | 70.00 |
| 51360-3611-15-33.. | CURSO ELAB PROD LACT.. | 140.00 | | 0.00 | 0.00 | | 140.00 |
| 51360-3611-15-33.. | EQUIPAMIENTO CEDECO I.. | 1,000.00 | | 0.00 | 0.00 | | 1,000.00 |
| 51360-3611-15-33.. | T. DER CDDNOS NO DISC/.. | | 70.00 | 0.00 | 0.00 | | 70.00 |
| 51360-3611-15-33.. | T. PREVE VIOLENCIA BZU.. | | 105.00 | 0.00 | 0.00 | | 105.00 |
| 51360-3611-15-33.. | T. PRMOC DE L EQ GENER.. | | 70.00 | 0.00 | 0.00 | | 70.00 |
| 51360-3611-15-33.. | LAB. CREANDO ROBOT/DI.. | | 105.00 | 0.00 | 0.00 | | 105.00 |
| 51360-3611-15-33.. | LAB. ELABORACION INSTR.. | | 105.00 | 0.00 | 0.00 | | 105.00 |
| 51360-3611-15-33.. | T. DISM COND ANTISOC/DI.. | | 294.00 | 0.00 | 0.00 | | 294.00 |
| 51360-3611-15-33.. | T. CONST AUTOESTIMA C/.. | | 105.00 | 0.00 | 0.00 | | 105.00 |
| 51360-3611-15-33.. | TERAPIA GPAL BULLYING .. | | 105.00 | 0.00 | 0.00 | | 105.00 |
| 51360-3611-15-33.. | CONSF CAPACIT COMITE .. | | 294.00 | 0.00 | 0.00 | | 294.00 |
| 51360-3611-15-33.. | CONF CAPAC COMITE CO.. | | 220.50 | 0.00 | 0.00 | | 220.50 |
| 51360-3611-15-33.. | PUBLICACION EN DOF/GT.. | 6,920.00 | | 0.00 | 0.00 | | 6,920.00 |
| 51360-3611-15-33.. | T. DIVER SEXUAL AEROBI.. | | 105.00 | 0.00 | 0.00 | | 105.00 |
| 51360-3611-15-33.. | CONF, CAPACIT COMITES/.. | | 105.00 | 0.00 | 0.00 | | 105.00 |
| 51360-3611-15-33.. | CONF,CAPACIT COMITE C.. | | 105.00 | 0.00 | 0.00 | | 105.00 |
| 51360-3611-15-33.. | CURSO BELLEZA BASICO/.. | 2,910.00 | | 0.00 | 0.00 | | 2,910.00 |
| 51360-3611-15-33.. | CURSO COCINA CERT/DIF.. | 210.00 | | 0.00 | 0.00 | | 210.00 |
| 51360-3611-15-33.. | CURSO COMPUTACION/DI.. | 105.00 | | 0.00 | 0.00 | | 105.00 |
| 51360-3611-15-33.. | CURSO ELAB PROD LACT.. | 210.00 | | 0.00 | 0.00 | | 210.00 |
| 51360-3611-15-33.. | EQUIPAMIENTO CEDECO I.. | 1,500.00 | | 0.00 | 0.00 | | 1,500.00 |
| 51360-3611-15-33.. | T DERECHOS CDDNOS Y .. | | 105.00 | 0.00 | 0.00 | | 105.00 |
| 51360-3611-15-33.. | T. PREV VIOL GENERAL Z.. | | 245.00 | 0.00 | 0.00 | | 245.00 |
| 51360-3611-15-33.. | T. PROMOCION EQ GENER.. | | 105.00 | 0.00 | 0.00 | | 105.00 |
| 51360-3611-15-33.. | LAB CREANDO ROBOT/DIF.. | | 245.00 | 0.00 | 0.00 | | 245.00 |
| 51360-3611-15-33.. | LAB. INSTRUMENTOS MUS.. | | 245.00 | 0.00 | 0.00 | | 245.00 |
| 51360-3611-15-33.. | T. DISM COND ANTISOC PI.. | | 686.00 | 0.00 | 0.00 | | 686.00 |
| 51360-3611-15-33.. | T. CONST AUTOESTIMA C/.. | | 245.00 | 0.00 | 0.00 | | 245.00 |
| 51360-3611-15-33.. | TERAPIA GPAL BULLYING .. | | 245.00 | 0.00 | 0.00 | | 245.00 |
| 51360-3611-15-33.. | T. DIVERS SEXUAL AEROB.. | | 245.00 | 0.00 | 0.00 | | 245.00 |
| 51360-3611-15-33.. | CONF CAPACIT COMITE C.. | | 686.00 | 0.00 | 0.00 | | 686.00 |
| 51360-3611-15-33.. | CONSF CAPAC COM CONT.. | | 514.50 | 0.00 | 0.00 | | 514.50 |
| 51360-3612-14-28.. | INFORME DE GOBIERNO | 139,223.20 | | 0.00 | 0.00 | | 139,223.20 |
| 51360-3641-14-28.. | SERVICIO DE REVELADO .. | 80.00 | | 818.99 | 0.00 | | 898.99 |
| 51370-3711-14-28.. | PASAJES AEREOS | 15,970.00 | | 0.00 | 0.00 | | 15,970.00 |
| 51370-3721-14-28.. | PASAJES TERRESTRES | 41,248.40 | | 8,582.94 | 0.00 | | 49,831.34 |
| 51370-3751-14-28.. | VIATICOS EN EL PAIS | 412,617.99 | | 124,709.09 | 0.00 | | 537,327.08 |
| 51370-3751-15-33.. | VIATICOS/GASTOS INDIRE.. | 11,989.87 | | 0.00 | 0.00 | | 11,989.87 |
| 51370-3371-15-33.. | VIATICOS/SUBSECOP 2014 | 3,000.00 | | 678.50 | 0.00 | | 3,678.50 |
| 51370-3751-15-33.. | VIATICOS/GTO IND/SUBSE.. | 51,950.91 | | 2,034.00 | 0.00 | | 53,984.91 |
| 51380-3811-14-28.. | GASTOS DE CEREMONIAL | 82,979.83 | | 0.00 | 0.00 | | 82,979.83 |
| 51380-3821-14-28.. | GASTOS DE ORDEN SOCI.. | 365,438.69 | | 41,228.64 | 0.00 | | 406,667.33 |
| 51380-3841-14-28.. | EXPOSICIONES | 1,909,985.02 | | 1,706,552.19 | 0.00 | | 3,616,537.21 |
| 51380-3851-14-28.. | GASTOS DE REPRESSETAC.. | | 1,629.00 | 0.00 | 0.00 | | 1,629.00 |
| 51390-3911-14-28.. | SERVICIOS FUNERARIOS .. | 45,600.00 | | 11,000.00 | 0.00 | | 56,600.00 |

| Cuenta | Nombre | Saldos Iniciales | | Cargos | Abonos | Saldos Actuales | |
|---------------------------|---------------------------|------------------|----------|---------------|---------------|-----------------|----------|
| | | Deudor | Acreedor | | | Deudor | Acreedor |
| 51390-3921-14-28.. | IMPUESTOS Y DERECHOS | 26,437.60 | | 0.00 | 0.00 | 26,437.60 | |
| 51390-3922-14-28.. | IMPUESTO SOBRE NOMINA | 1,474,735.00 | | 478,453.00 | 0.00 | 1,953,188.00 | |
| 51390-3925-14-28.. | TENENCIA Y CANJE DE PL.. | 129,927.00 | | 1,671.00 | 0.00 | 131,598.00 | |
| 51390-3941-14-28.. | SENTENCIAS Y RESOLUCI.. | 802,979.22 | | 43,588.92 | 0.00 | 846,568.14 | |
| 51390-3951-14-28.. | PENAS MULTAS ACCESOR.. | 109,370.00 | | 0.00 | 0.00 | 109,370.00 | |
| 52120-4151-14-28.. | TRASFERENCIAS INTER.. | 8,361,210.66 | | 767,149.53 | 0.00 | 9,128,360.19 | |
| 52310-4311-15-33.. | APOYO A PRODUCTORES .. | 1,398,400.00 | | 0.00 | 0.00 | 1,398,400.00 | |
| 52310-4311-15-33.. | APOYO A PRODUCTORES .. | 1,000,000.00 | | 0.00 | 0.00 | 1,000,000.00 | |
| 52310-4311-15-33.. | APOYO CON ALAMBRE PU.. | 114,519.28 | | 0.00 | 0.00 | 114,519.28 | |
| 52310-4311-15-33.. | APOYO A CITRICULTORES.. | 300,000.00 | | 0.00 | 0.00 | 300,000.00 | |
| 52310-4391-14-28.. | OTROS SUBSIDIOS | 214,700.02 | | 42,800.00 | 0.00 | 257,500.02 | |
| 52410-4411-14-28.. | AYUDAS SOCIALES A PER.. | 633,934.31 | | 113,705.04 | 0.00 | 747,639.35 | |
| 52410-4411-15-33.. | APOYO ALIMENTARIO GP.. | 411,000.00 | | 88,998.63 | 0.00 | 499,998.63 | |
| 52410-4411-15-33.. | PROGRAMA DE ASISTENC.. | 29,083.24 | | 0.00 | 0.00 | 29,083.24 | |
| 52410-4411-15-33.. | APOYO C/MAT P CONST P.. | 37,821.59 | | 0.00 | 0.00 | 37,821.59 | |
| 52410-4411-15-33.. | CONST E INST SANITARIO.. | 671,171.70 | | 0.00 | 0.00 | 671,171.70 | |
| 52420-4421-14-28.. | BECAS Y OTRAS AYUDAS .. | 144,000.00 | | 28,500.00 | 0.00 | 172,500.00 | |
| 52420-4421-15-33.. | BECAS/ASISTENCIA SOCIA.. | 2,879,750.00 | | 484,750.00 | 0.00 | 3,364,500.00 | |
| 52430-4431-14-28.. | AYUDA SOCIAL A INSTITU.. | 631,044.23 | | 67,483.61 | 0.00 | 698,527.84 | |
| 52430-4451-14-28.. | AYUDA SOCIAL A INSTITU.. | 1,354,325.28 | | 150,925.74 | 0.00 | 1,505,251.02 | |
| 52430-4471-14-28.. | AYUDA SOCIAL A ENTIDAD.. | 210,060.04 | | 11,640.00 | 0.00 | 221,700.04 | |
| 52510-4511-14-28.. | PENSIONES | 4,475,305.86 | | 442,967.99 | 0.00 | 4,918,273.85 | |
| 53310-8511-25-33.. | CONVENIO SEDARH/INFR.. | 300,000.00 | | 0.00 | 0.00 | 300,000.00 | |
| 53310-8511-25-33.. | CONVENIO SEDARH/INF A.. | 200,000.00 | | 0.00 | 0.00 | 200,000.00 | |
| 53310-8511-25-33.. | CONVENIO COUSA/INFRA.. | 580,000.00 | | 0.00 | 0.00 | 580,000.00 | |
| 55910-9911-14-28.. | ADEFAS R28 2014 | 53,741.58 | | 0.00 | 0.00 | 53,741.58 | |
| 55910-9911-35-23.. | COMISIONES BANCARIAS /.. | 568.67 | | 0.00 | 0.00 | 568.67 | |
| 55910-9911-35-23.. | REINTEGRO 1% CONTRAL.. | 6,577.00 | | 0.00 | 0.00 | 6,577.00 | |
| 55910-9911-35-23.. | REINTEGRO DE RECURSO.. | 7,327.00 | | 0.00 | 0.00 | 7,327.00 | |
| 55910-9911-35-23.. | REINTEGRO 1% CONTROL.. | 1,465.00 | | 0.00 | 0.00 | 1,465.00 | |
| 55910-9911-35-23.. | REINTEGRO RECURSO NO.. | 36,632.15 | | 0.00 | 0.00 | 36,632.15 | |
| 55910-9911-35-23.. | COMISIONES BANCARIAS/.. | 331.28 | | 0.00 | 0.00 | 331.28 | |
| 55910-9911-35-23.. | 1% CONTRALORIA/INFRAE.. | 1,691.00 | | 0.00 | 0.00 | 1,691.00 | |
| 55910-9911-35-23.. | COMISIONES BANCARIAS/.. | 310.64 | | 0.00 | 0.00 | 310.64 | |
| 55910-9911-35-33.. | REHABILITACION CALLES/.. | 88,295.24 | | 0.00 | 0.00 | 88,295.24 | |
| 55910-9911-35-33.. | CONST AULA MEDIOS DES.. | 939,772.91 | | 0.00 | 0.00 | 939,772.91 | |
| 55910-9911-35-33.. | CONST AULA MEDIOS EP.. | 499,780.26 | | 0.00 | 0.00 | 499,780.26 | |
| 55910-9911-35-33.. | PLANTAS SOLARES/ELEC.. | 2,799,892.00 | | 0.00 | 0.00 | 2,799,892.00 | |
| 55910-9911-35-33.. | CONSERVACION DE CAMI.. | 1,045,839.99 | | 0.00 | 0.00 | 1,045,839.99 | |
| 55910-9911-35-33.. | REHAB GRAL/JN NIÑOS H.. | 200,000.00 | | 0.00 | 0.00 | 200,000.00 | |
| 55910-9911-35-33.. | CONST 1 SANIT EP MARTH.. | 473,999.99 | | 0.00 | 0.00 | 473,999.99 | |
| 55910-9911-35-33.. | CONST AULA ETEL JOSEF.. | 275,900.00 | | 0.00 | 0.00 | 275,900.00 | |
| 55910-9911-35-33.. | REHAB 3 AULAS/EP JUSTO.. | 399,999.99 | | 0.00 | 0.00 | 399,999.99 | |
| 55910-9911-35-33.. | CONST 1 SANITARIO/EP C.. | 474,000.00 | | 0.00 | 0.00 | 474,000.00 | |
| 55910-9911-35-33.. | CONT 1 SANIT/EP NIÑO AR.. | 500,000.00 | | 0.00 | 0.00 | 500,000.00 | |
| 55910-9911-35-33.. | REHAB GRAL PLANTEL SE.. | 585,700.33 | | 0.00 | 0.00 | 585,700.33 | |
| 55910-9911-35-33.. | REHAB 4 AULAS JN PEDR.. | 100,000.00 | | 0.00 | 0.00 | 100,000.00 | |
| 55910-9911-35-33.. | CONST SANITARIO RURAL.. | 213,800.00 | | 0.00 | 0.00 | 213,800.00 | |
| 55910-9911-35-33.. | CONST 4 AULAS SEC DOL.. | 1,950,400.00 | | 0.00 | 0.00 | 1,950,400.00 | |
| 55910-9911-35-33.. | CONST 1 SANIT RURAL/TE.. | 171,965.00 | | 0.00 | 0.00 | 171,965.00 | |
| 55910-9911-35-33.. | REHAB 6 AULAS EP HERM.. | 386,000.00 | | 0.00 | 0.00 | 386,000.00 | |
| 55910-9911-35-33.. | REHAB GRAL PLANTEL/CA.. | 130,000.01 | | 0.00 | 0.00 | 130,000.01 | |
| 55910-9911-35-33.. | CONST 1 AULA JN MARIA .. | 275,900.00 | | 0.00 | 0.00 | 275,900.00 | |
| 55910-9911-35-33.. | COMISIONES BANCARIAS/.. | 1,990.48 | | 0.00 | 0.00 | 1,990.48 | |
| 55910-9912-35-33.. | ADEFAS/HABITAT 2014 | 227,357.31 | | 0.00 | 0.00 | 227,357.31 | |
| 55910-9911-35-33.. | PROG SUB. FED. 2014 | 247,679.44 | | 0.00 | 0.00 | 247,679.44 | |
| 55910-9911-35-33.. | PROGRAMAS SUBSEMUN .. | 3,595.00 | | 0.00 | 0.00 | 3,595.00 | |
| 55910-9911-35-33.. | SERVICIO MEDICO/MEJOR.. | 1,350,294.95 | | 0.00 | 0.00 | 1,350,294.95 | |
| 55910-9911-35-33.. | BECAS A POLICIAS MUNIC.. | 121,967.00 | | 6,800.00 | 0.00 | 128,767.00 | |
| 55910-9911-35-33.. | REINTEGRO DE INTERESE.. | 264.00 | | 0.00 | 0.00 | 264.00 | |
| 55910-9911-35-33.. | COMISIONES BANCARIAS .. | 161.06 | | 0.00 | 0.00 | 161.06 | |
| 55910-9911-35-33.. | REINTEGRO DE INTERESE.. | 86,839.88 | | 0.00 | 0.00 | 86,839.88 | |
| 55910-9911-35-33.. | REINTEGRO DE INTERESE.. | 627.00 | | 0.00 | 0.00 | 627.00 | |
| 55910-9911-35-33.. | REINTEGRO DE INTERESE.. | 264.00 | | 0.00 | 0.00 | 264.00 | |
| Total cuentas no impresas | | 144,330.23 | | 37,061,473.05 | 36,424,279.19 | 0.00 | 0.00 |
| | | 781,524.09 | | | | | |


| Cuenta | Nombre | Saldos Iniciales | | Cargos | Abonos | Saldos Actuales | |
|----------------|--------|------------------|----------|----------------|----------------|-----------------|----------|
| | | Deudor | Acreedor | | | Deudor | Acreedor |
| Sumas Iguales: | | 389,760,441.77 | | 126,864,884.46 | 126,864,884.46 | 416,871,012.14 | |
| | | 389,760,441.77 | | | | 416,871,012.14 | |




H. AYUNTAMIENTO DE RIOVERDE S.L.P.
Estado Analítico de la Deuda y Otros Pasivos
Del 1 de enero al 31 de diciembre

| Denominación de las Deudas | Moneda de Contratación | Institución o País Acreedor | Saldo Inicial del Periodo | Saldo Final del Periodo |
|--|------------------------|-----------------------------|---------------------------|-------------------------|
| DEUDA PÚBLICA | | | | |
| Corto Plazo | | | | |
| Deuda Interna | 0.00 | 0.00 | 0.00 | 0.00 |
| Instituciones de Crédito | | | | |
| Títulos y Valores | | | | |
| Arrendamientos Financieros | | | | |
| Deuda Externa | 0.00 | 0.00 | 0.00 | 0.00 |
| Organismos Financieros Internacionales | | | | |
| Deuda Bilateral | | | | |
| Títulos y Valores | | | | |
| Arrendamientos Financieros | | | | |
| Subtotal Corto Plazo | 0.00 | 0.00 | 0.00 | 0.00 |
| Largo Plazo | | | | |
| Deuda Interna | 0.00 | 0.00 | 0.00 | 0.00 |
| Instituciones de Crédito | | | | |
| Títulos y Valores | | | | |
| Arrendamientos Financieros | | | | |
| Deuda Externa | 0.00 | 0.00 | 0.00 | 0.00 |
| Organismos Financieros Internacionales | | | | |
| Deuda Bilateral | | | | |
| Títulos y Valores | | | | |
| Arrendamientos Financieros | | | | |
| Subtotal Largo Plazo | 0.00 | 0.00 | 0.00 | 0.00 |
| Otros Pasivos | | | | |
| Total Deuda y Otros Pasivos | 0.00 | 0.00 | 0.00 | 0.00 |


M.V.Z. JOSE RAMON TORRES GARCIA
PRESIDENTE MUNICIPAL


LIC. ULISSES LEDEZMA SALAZAR
SINDICO MUNICIPAL


C.P. HORACIO CALDERAS AVALOS
TESORERO MUNICIPAL


REGIDOR DE HACIENDA




H. AYUNTAMIENTO DE RIOVERDE S.L.P.
Estado Analítico de la Deuda y Otros Pasivos
Del 1 de enero al 31 de diciembre

| Denominación de las Deudas | Moneda de Contratación | Institución o País Acreedor | Saldo Inicial del Periodo | Saldo Final del Periodo |
|--|------------------------|-----------------------------|---------------------------|-------------------------|
| DEUDA PÚBLICA | | | | |
| Corto Plazo | | | | |
| Deuda Interna | 0.00 | 0.00 | 0.00 | 0.00 |
| Instituciones de Crédito | | | | |
| Títulos y Valores | | | | |
| Arrendamientos Financieros | | | | |
| Deuda Externa | 0.00 | 0.00 | 0.00 | 0.00 |
| Organismos Financieros Internacionales | | | | |
| Deuda Bilateral | | | | |
| Títulos y Valores | | | | |
| Arrendamientos Financieros | | | | |
| Subtotal Corto Plazo | 0.00 | 0.00 | 0.00 | 0.00 |
| Largo Plazo | | | | |
| Deuda Interna | 0.00 | 0.00 | 0.00 | 0.00 |
| Instituciones de Crédito | | | | |
| Títulos y Valores | | | | |
| Arrendamientos Financieros | | | | |
| Deuda Externa | 0.00 | 0.00 | 0.00 | 0.00 |
| Organismos Financieros Internacionales | | | | |
| Deuda Bilateral | | | | |
| Títulos y Valores | | | | |
| Arrendamientos Financieros | | | | |
| Subtotal Largo Plazo | 0.00 | 0.00 | 0.00 | 0.00 |
| Otros Pasivos | | | | |
| Total Deuda y Otros Pasivos | 0.00 | 0.00 | 0.00 | 0.00 |


M.V.Z. JOSE RAMON TORRES GARCIA
PRESIDENTE MUNICIPAL


LIC. ULISSES LEDEZMA SALAZAR
SINDICO MUNICIPAL



C.P. HORACIO BALDERAS AVALOS
TESORERO MUNICIPAL


REGIDOR DE HACIENDA





H. AYUNTAMIENTO DE RIOVERDE S.L.P.
Endeudamiento Neto
Del 1 de enero al 31 de diciembre de 2015

| Identificación de Crédito o Instrumento | Contratación / Colocación A | Amortización B | Endeudamiento Neto C = A - B |
|---|--------------------------------|-------------------|---------------------------------|
| Créditos Bancarios | 0.00 | 0.00 | 0.00 |
| Total Créditos Bancarios | 0.00 | 0.00 | 0.00 |
| Otros Instrumentos de Deuda | 0.00 | 0.00 | 0.00 |
| Total Otros Instrumentos de Deuda | 0.00 | 0.00 | 0.00 |
| Total | 0.00 | 0.00 | 0.00 |


M.V.Z. JOSÉ RAMÓN TORRES GARCÍA
PRESIDENTE MUNICIPAL


C.P. HORACIO BALDERAS AVALOS
TESORERO MUNICIPAL


LIC. ULISES LEDEZMA BREAZAR
SINDICO MUNICIPAL


C. ALFREDO LIMÓN ROBLES
REGIDOR DE HACIENDA




H. AYUNTAMIENTO DE RIOVERDE S.L.P.

Endeudamiento Neto

Del 1 de enero al 31 de diciembre de 2015

| Identificación de Crédito o Instrumento | A Contratación / Colocación | B Amortización | Endeudamiento Neto C = A - B |
|---|--------------------------------|-------------------|---------------------------------|
| Créditos Bancarios | 0.00 | 0.00 | 0.00 |
| Total Créditos Bancarios | 0.00 | 0.00 | 0.00 |
| Otros Instrumentos de Deuda | 0.00 | 0.00 | 0.00 |
| Total Otros Instrumentos de Deuda | 0.00 | 0.00 | 0.00 |
| Total | 0.00 | 0.00 | 0.00 |


M.V.Z. JOSÉ RAMÓN TORRES GARCÍA
PRESIDENTE MUNICIPAL

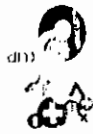

LIC. ULISES LEDEZMA BALZAR
SINDICO MUNICIPAL


C.P. HORACIO BALDERAS AVALOS
TESORERO MUNICIPAL


C. ALFREDO LIMÓN ROBLES
REGIDOR DE HACIENDA



H. AYUNTAMIENTO DE RIOVERDE S.L.P.
Estado Analítico de Ingresos
Al 31 de diciembre de 2015



| Estado Analítico de Ingresos por Fuente de Financiamiento | Ingreso | | Ampliaciones y Reducciones | | Ingreso | | Ingreso | | Diferencia (6= 5 - 1) |
|---|-----------------------|----------------------|----------------------------|-----------------------|-----------------------|-----------------------|--|----------------------|-----------------------|
| | Estimado | 1 | 2 | 3= 1 + 2 | 4 | 5 | | | |
| Ingresos del Gobierno | | | | | | | | | |
| Impuestos | 9,800,000.00 | | -862,048.62 | 8,937,951.38 | 8,937,951.38 | 8,937,951.38 | | -862,048.62 | |
| Contribuciones de Mejoras | 150,000.00 | | 22,406,992.51 | 22,556,992.51 | 22,556,992.51 | 22,556,992.51 | | 22,406,992.51 | |
| Derechos | 12,470,000.00 | | -1,354,347.79 | 11,115,652.21 | 11,115,652.21 | 11,115,652.21 | | -1,354,347.79 | |
| Productos | | | | | | | | | |
| Corriente | 10,001.00 | | -10,001.00 | 0.00 | 0.00 | 0.00 | | -10,001.00 | |
| Capital | | | | | | | | | |
| Aprovechamientos | | | | | | | | | |
| Corriente | 2,050,000.00 | | 5,607,730.85 | 7,657,730.85 | 7,657,730.85 | 7,657,730.85 | | 5,607,730.85 | |
| Capital | | | | | | | | | |
| Participaciones y Aportaciones | 221,700,001.00 | | 1,393,862.19 | 223,093,863.19 | 223,093,862.19 | 223,093,862.19 | | 1,393,861.19 | |
| Transferencias, Asignaciones, Subsidios y Otras Ayudas | | | | | | | | | |
| Ingresos de Organismos y Empresas | 0.00 | | 0.00 | 0.00 | 0.00 | 0.00 | | 0.00 | |
| Cuotas y Aportaciones de Seguridad Social | | | | | | | | | |
| Ingresos por Ventas de Bienes y Servicios | | | | | | | | | |
| Transferencias, Asignaciones, Subsidios y Otras Ayudas | | | | | | | | | |
| Ingresos derivados de financiamiento | 0.00 | | 0.00 | 0.00 | 0.00 | 0.00 | | 0.00 | |
| Ingresos Derivados de Financiamientos | | | | | | | | | |
| Total | 246,180,002.00 | 27,182,188.14 | 273,362,189.14 | 273,362,189.14 | 273,362,189.14 | 273,362,189.14 | Ingresos excedentes¹ | 27,182,187.14 | 27,182,187.14 |

¹ Los ingresos excedentes se presentan para efectos de cumplimiento de la Ley General de Contabilidad Gubernamental y el importe reflejado debe ser siempre mayor a cero

M.V.Z. JOSE RAMON TORRES GARCIA
PRESIDENTE MUNICIPAL

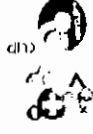
LIC. ULISSES LEDEZMA SALAZAR
SINDICO MUNICIPAL

C.P. HORACIO BALDERAS AVALOS
TESORERO MUNICIPAL

C. ALFREDO LIMON ROBLES
REGIDOR DE HACIENDA



H. AYUNTAMIENTO DE RIOVERDE S.L.P.
Estado Analítico de Ingresos
Al 31 de diciembre de 2015



| Rubro de Ingresos | Ingreso Estimado | | Ampliaciones y Reducciones | | Ingreso Modificado (3=1+2) | | Ingreso Devengado | | Ingreso Recaudado | | Diferencia (6=5-1) |
|--|-----------------------|----------------------|----------------------------|-----------------------|----------------------------|-----------------------|-----------------------|-----------------------|--|----------------------|--------------------|
| | 1 | 2 | 3 | 4 | 5 | 6 | 7 | 8 | 9 | 10 | |
| Impuestos | 9 800,000.00 | -862 048.62 | 8 937,951.38 | 8 937 951.38 | 8 937,951.38 | 8 937,951.38 | 8 937,951.38 | 8 937,951.38 | -862,048.62 | | |
| Cuotas y Aportaciones de Seguridad Social | 150,000.00 | 22 406,992.51 | 22,556,992.51 | 22,556,992.51 | 22,556,992.51 | 22,556,992.51 | 22,556,992.51 | 22,556,992.51 | 22,406,992.51 | | |
| Contribuciones de Mejoras | 12,470,000.00 | -1,354,347.79 | 11,115,652.21 | 11,115,652.21 | 11,115,652.21 | 11,115,652.21 | 11,115,652.21 | 11,115,652.21 | -1,354,347.79 | | |
| Derechos | 10,001.00 | -10,001.00 | 0.00 | 0.00 | 0.00 | 0.00 | 0.00 | 0.00 | -10,001.00 | | |
| Productos | | | | | | | | | | | |
| Corriente | | | | | | | | | | | |
| Capital | | | | | | | | | | | |
| Aprovechamientos | | | | | | | | | | | |
| Corriente | 2,050,000.00 | 5,607,730.85 | 7,657,730.85 | 7,657,730.85 | 7,657,730.85 | 7,657,730.85 | 7,657,730.85 | 7,657,730.85 | 5,607,730.85 | | |
| Capital | | | | | | | | | | | |
| Ingresos por Ventas de Bienes y Servicios | | | | | | | | | | | |
| Participaciones y Aportaciones | 221,700,001.00 | 1,393,862.19 | 223,093,863.19 | 223,093,862.19 | 223,093,862.19 | 223,093,862.19 | 223,093,862.19 | 223,093,862.19 | 1,393,861.19 | | |
| Transferencias, Asignaciones, Subsidios y Otras Ayudas | | | | | | | | | | | |
| Ingresos Derivados de Financiamientos | | | | | | | | | | | |
| Total | 246,180,002.00 | 27,182,188.14 | 273,362,189.14 | 273,362,189.14 | 273,362,189.14 | 273,362,189.14 | 273,362,189.14 | 273,362,189.14 | 27,182,187.14 | | |
| | | | | | | | | | Ingresos excedentes¹ | 27,182,187.14 | |

¹ Los ingresos excedentes se presentan para efectos de cumplimiento de la Ley General de Contabilidad Gubernamental y el importe reflejado debe ser siempre mayor a cero

M.V.Z. JOSE LIMON TORRES GARCIA
PRESIDENTE MUNICIPAL


LIC. ULISES LEDEZMA SALAZAR
SINDICO MUNICIPAL

C.P. HORACIO BALDERAS AVALOS
TESORERO MUNICIPAL

C. ALFREDO LIMON ROBLES
REGIDOR DE HACIENDA



H. AYUNTAMIENTO DE RIOVERDE S.L.P.
Estado Analítico del Ejercicio del Presupuesto de Egresos
Clasificación por Objeto del Gasto (Capítulo y Concepto)
Al 31 de diciembre de 2015



| Concepto | Egresos Aprobado 1 | Ampliaciones/ Reducciones 2 | Egresos Modificado 3 = (1 + 2) | Egresos Devengado 4 | Egresos Pagado 5 | Subejercicio 6 = (3 - 4) |
|---|-----------------------|-----------------------------------|-----------------------------------|------------------------|----------------------|-----------------------------|
| Servicios Personales | 99,405,573.00 | -6,104,267.13 | 93,301,305.87 | 93,301,305.87 | 92,912,655.40 | 0.00 |
| Remuneraciones al Personal de Caracter Permanente | 56,021,210.00 | 373,030.14 | 57,194,248.14 | 57,194,248.14 | 57,194,248.14 | 0.00 |
| Remuneraciones al Personal de Caracter Transitorio | 17,116,939.00 | 5,876,642.17 | 11,240,296.83 | 11,240,296.83 | 11,240,296.83 | 0.00 |
| Remuneraciones Adicionales y Especiales | 11,330,228.00 | 1,197,964.37 | 12,528,192.37 | 12,528,192.37 | 12,528,192.37 | 0.00 |
| Seguridad Social | 9,663,558.00 | -755,670.18 | 8,907,887.82 | 8,907,887.82 | 8,519,237.35 | 0.00 |
| Otras Prestaciones Sociales y Económicas | 4,473,630.00 | -1,042,949.29 | 3,430,680.71 | 3,430,680.71 | 3,430,680.71 | 0.00 |
| Previsiones | 0.00 | 0.00 | 0.00 | 0.00 | 0.00 | 0.00 |
| Pago de Estímulos a Servidores Públicos | 0.00 | 0.00 | 0.00 | 0.00 | 0.00 | 0.00 |
| Materiales y Suministros | 14,367,480.61 | 839,682.10 | 15,207,162.71 | 15,207,162.71 | 14,672,799.32 | 0.00 |
| Materiales de Administración, Emisión de Documentos y Artículos Oficiales | 1,334,572.61 | 87,414.94 | 1,421,987.55 | 1,421,987.55 | 1,417,940.57 | 0.00 |
| Alimentos y Utensilios | 379,925.00 | 3,907.22 | 383,832.22 | 383,832.22 | 375,250.66 | 0.00 |
| Materias Primas y Materiales de Producción y Comercialización | 60,620.00 | -2,834.81 | 57,785.19 | 57,785.19 | 57,785.19 | 0.00 |
| Materiales y Artículos de Construcción y de Reparación | 1,392,800.00 | 827,989.24 | 2,220,789.24 | 2,220,789.24 | 2,097,917.80 | 0.00 |
| Productos Químicos, Farmacéuticos y de Laboratorio | 42,700.00 | 5,747.32 | 48,447.32 | 40,447.32 | 40,321.91 | 0.00 |
| Combustibles, Lubricantes y Aditivos | 7,935,850.00 | -65,524.28 | 7,870,325.72 | 7,870,325.72 | 7,686,501.65 | 0.00 |
| Vestuario, Blancos, Prendas de Protección y Artículos Deportivos | 1,825,430.00 | -101,439.28 | 1,723,990.72 | 1,723,990.72 | 1,723,990.72 | 0.00 |
| Materiales y Suministros Para Seguridad | 36,000.00 | 0.00 | 36,000.00 | 36,000.00 | 36,000.00 | 0.00 |
| Herramientas, Refacciones y Accesorios Menores | 1,359,583.00 | 84,421.75 | 1,444,004.75 | 1,444,004.75 | 1,237,090.82 | 0.00 |
| Servicios Generales | 27,832,902.00 | 6,724,533.75 | 34,557,435.75 | 34,557,435.75 | 33,657,326.38 | 0.00 |
| Servicios Básicos | 14,157,487.00 | 1,398,784.95 | 15,556,271.95 | 15,556,271.95 | 15,556,271.95 | 0.00 |
| Servicios de Arrendamiento | 1,566,477.00 | -147,783.70 | 1,418,693.30 | 1,418,693.30 | 1,411,502.92 | 0.00 |
| Servicios Profesionales, Científicos, Técnicos y Otros Servicios | 1,819,600.00 | 2,989,776.22 | 4,809,376.22 | 4,809,376.22 | 4,808,557.23 | 0.00 |
| Servicios Financieros, Bancarios y Comerciales | 891,785.00 | 148,291.60 | 743,493.40 | 743,493.40 | 743,493.40 | 0.00 |
| Servicios de Instalación, Reparación, Mantenimiento y Conservación | 2,593,400.00 | -158,478.02 | 2,434,921.98 | 2,434,921.98 | 2,434,921.98 | 0.00 |
| Servicios de Comunicación Social y Publicidad | 1,537,440.00 | 152,882.09 | 1,690,322.09 | 1,690,322.09 | 1,690,322.09 | 0.00 |
| Servicios de Traslado y Viáticos | 589,400.00 | 83,381.70 | 672,781.70 | 672,781.70 | 672,781.70 | 0.00 |
| Servicios Oficiales | 1,347,400.00 | 2,760,413.37 | 4,107,813.37 | 4,107,813.37 | 3,527,813.37 | 0.00 |
| Otros Servicios Generales | 3,329,913.00 | -206,151.26 | 3,123,761.74 | 3,123,761.74 | 2,811,661.74 | 0.00 |
| Transferencias, Asignaciones, Subsidios y Otras | 24,498,800.00 | 566,446.75 | 25,065,246.75 | 25,065,246.75 | 24,898,194.80 | 0.00 |
| Transferencias Internas y Asignaciones al Sector Público | 8,373,940.00 | 754,420.19 | 9,128,360.19 | 9,128,360.19 | 9,128,360.19 | 0.00 |
| Transferencias al Resto del Sector Público | 0.00 | 0.00 | 0.00 | 0.00 | 0.00 | 0.00 |
| Subsidios y Subvenciones | 3,170,798.00 | -100,378.70 | 3,070,419.30 | 3,070,419.30 | 2,959,232.30 | 0.00 |
| Ayudas Sociales | 8,210,530.00 | 262,336.59 | 7,948,193.41 | 7,948,193.41 | 7,892,328.46 | 0.00 |
| Pensiones y Jubilaciones | 4,743,532.00 | 174,741.85 | 4,918,273.85 | 4,918,273.85 | 4,918,273.85 | 0.00 |
| Transferencias a Fideicomisos Mandatos y Otros Análogos | 0.00 | 0.00 | 0.00 | 0.00 | 0.00 | 0.00 |
| Transferencias a la Seguridad Social | 0.00 | 0.00 | 0.00 | 0.00 | 0.00 | 0.00 |
| Donativos | 0.00 | 0.00 | 0.00 | 0.00 | 0.00 | 0.00 |
| Transferencias al Exterior | 0.00 | 0.00 | 0.00 | 0.00 | 0.00 | 0.00 |
| Bienes Muebles, Inmuebles e Intangibles | 5,321,321.00 | 3,575,332.96 | 8,896,653.96 | 8,896,653.96 | 8,889,403.96 | 0.00 |
| Mobiliario y Equipo de Administración | 1,458,971.00 | -417,292.16 | 1,041,678.84 | 1,041,678.84 | 1,034,428.84 | 0.00 |
| Mobiliario y Equipo Educativo y Recreativo | 358,936.00 | -189,676.00 | 169,260.00 | 169,260.00 | 169,260.00 | 0.00 |
| Equipo e Instrumental Médico y de Laboratorio | 2.00 | 5,198.00 | 5,200.00 | 5,200.00 | 5,200.00 | 0.00 |
| Vehículos y Equipo de Transporte | 20,105.00 | 1,478,895.00 | 1,499,000.00 | 1,499,000.00 | 1,499,000.00 | 0.00 |
| Equipo de Defensa y Seguridad | 0.00 | 0.00 | 0.00 | 0.00 | 0.00 | 0.00 |
| Maquinaria, Otros Equipos y Herramientas | 1,089,126.00 | -107,664.90 | 901,461.10 | 901,461.10 | 901,461.10 | 0.00 |
| Activos Biológicos | 0.00 | 0.00 | 0.00 | 0.00 | 0.00 | 0.00 |
| Bienes Inmuebles | 1,207,181.00 | 2,917,365.40 | 4,124,546.40 | 4,124,546.40 | 4,124,546.40 | 0.00 |
| Activos Intangibles | 1,187,000.00 | -31,492.38 | 1,155,507.62 | 1,155,507.62 | 1,155,507.62 | 0.00 |
| Inversión Pública | 59,297,000.00 | 5,547,742.68 | 64,844,742.68 | 64,844,742.68 | 62,843,399.10 | 0.00 |
| Obra Pública en Bienes de Dominio Público | 56,647,000.00 | 5,951,774.48 | 62,598,774.48 | 62,598,774.48 | 60,597,430.90 | 0.00 |
| Obra Pública en Bienes Propios | 2,650,000.00 | -404,031.80 | 2,245,968.20 | 2,245,968.20 | 2,245,968.20 | 0.00 |
| Proyectos Productivos y Acciones de Fomento | 0.00 | 0.00 | 0.00 | 0.00 | 0.00 | 0.00 |
| Inversiones Financieras y Otras Provisiones | 96,944.00 | -96,944.00 | 0.00 | 0.00 | 0.00 | 0.00 |
| Inversiones Para el Fomento de Actividades Productivas | 0.00 | 0.00 | 0.00 | 0.00 | 0.00 | 0.00 |
| Acciones y Participaciones de Capital | 0.00 | 0.00 | 0.00 | 0.00 | 0.00 | 0.00 |
| Compra de Títulos y Valores | 0.00 | 0.00 | 0.00 | 0.00 | 0.00 | 0.00 |
| Concesión de Préstamos | 0.00 | 0.00 | 0.00 | 0.00 | 0.00 | 0.00 |
| Inversiones en Fideicomisos, Mandatos y Otros Análogos | 0.00 | 0.00 | 0.00 | 0.00 | 0.00 | 0.00 |
| Otras Inversiones Financieras | 0.00 | 0.00 | 0.00 | 0.00 | 0.00 | 0.00 |
| Provisiones para Contingencias y Otras Erogaciones Especiales | 96,944.00 | 96,944.00 | 0.00 | 0.00 | 0.00 | 0.00 |
| Participaciones y Aportaciones | 1,635,000.00 | 16,187,439.26 | 17,822,439.26 | 1,080,000.00 | 0.00 | 16,742,439.26 |
| Participaciones | 0.00 | 0.00 | 0.00 | 0.00 | 0.00 | 0.00 |
| Aportaciones | 555,000.00 | 16,187,439.26 | 16,742,439.26 | 1,080,000.00 | 0.00 | 16,742,439.26 |
| Convenios | 1,080,000.00 | 0.00 | 1,080,000.00 | 1,080,000.00 | 0.00 | 0.00 |
| Deuda Pública | 13,724,981.39 | -57,779.23 | 13,667,202.16 | 13,667,202.16 | 13,667,202.16 | 0.00 |
| Amortización de la Deuda Pública | 0.00 | 0.00 | 0.00 | 0.00 | 0.00 | 0.00 |
| Intereses de la Deuda Pública | 0.00 | 0.00 | 0.00 | 0.00 | 0.00 | 0.00 |
| Comisiones de la Deuda Pública | 0.00 | 0.00 | 0.00 | 0.00 | 0.00 | 0.00 |

Handwritten signatures and marks on the right side of the page, including a large '2' and a signature that appears to be 'G...'. There are also some illegible scribbles at the bottom right.

| | | | | | | |
|--|-----------------------|----------------------|-----------------------|-----------------------|-----------------------|----------------------|
| Gastos de la Deuda Publica | 0.00 | 0.00 | 0.00 | 0.00 | 0.00 | 0.00 |
| Costo por Cobertoras | 0.00 | 0.00 | 0.00 | 0.00 | 0.00 | 0.00 |
| Apoyos Financieros | 0.00 | 0.00 | 0.00 | 0.00 | 0.00 | 0.00 |
| Adeudos de Ejercicios Fiscales Anteriores (Adefas) | 13,724,981.39 | -57,779.23 | 13,667,202.16 | 13,667,202.16 | 13,667,202.16 | 0.00 |
| Total del Gasto | 246,180,002.00 | 27,182,187.14 | 273,362,189.14 | 256,619,749.88 | 251,540,981.12 | 16,742,439.26 |

M.V.Z. JOSE RAMON TORRES GARCIA
PRESIDENTE MUNICIPAL

C.P. HORACIO ALBERAS AVILA OS
TESORERO MUNICIPAL

LIC. ULISSES LEOEZMA SALAZAR
SINDICO MUNICIPAL

C. ALFREDO LIMON ROBLES
REGIDOR DE HACIENDA

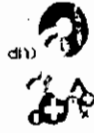
M

g


y





H. AYUNTAMIENTO DE RIOVERDE S.L.P.
 Estado Analítico del Ejercicio del Presupuesto de Egresos
 Clasificación Administrativa
 Al 31 de diciembre de 2015



| Concepto | Egresos Aprobado 1 | Ampliaciones/ Reducciones 2 | Egresos Modificado 3 = (1 + 2) | Egresos Devengado 4 | Egresos Pagado 5 | Subejercicio 6 = (3 - 4) |
|---|-----------------------|-----------------------------------|-----------------------------------|------------------------|-----------------------|-----------------------------|
| Órgano Ejecutivo Municipal (Ayuntamiento) | 246,180,002.00 | 27,182,187.14 | 273,362,189.14 | 256,619,749.88 | 251,540,981.12 | 16,742,439.26 |
| Total del Gasto | 246,180,002.00 | 27,182,187.14 | 273,362,189.14 | 256,619,749.88 | 251,540,981.12 | 16,742,439.26 |


 M V Z. JOSE RAMON TORRES GARCIA
 PRESIDENTE MUNICIPAL


 C.P. HORACIO BAIDERAS AVAI.OS
 TESORERO MUNICIPAL

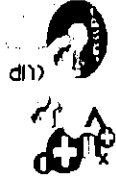

 LIC. ULISSES LEDEZMA SALAZAR
 SINDICO MUNICIPAL


 C ALFREDO LIMON ROBLES
 REGIDOR DF HACIENDA



H. AYUNTAMIENTO DE RIOVERDE S.L.P.

Estado Analítico del Ejercicio del Presupuesto de Egresos
Clasificación Administrativa (por Unidad)
Al 31 de diciembre de 2015



| Concepto | Egresos Aprobado 1 | Ampliaciones/ (Reducciones) 2 | Egresos Modificado 3 = (1 + 2) | Egresos Devengado 4 | Egresos Pagado 5 | Subejercicio 6 = (3 - 4) |
|--|-----------------------|-------------------------------------|-----------------------------------|------------------------|-----------------------|-----------------------------|
| Tesorería | 120,887,676.98 | 11,788,500.73 | 132,676,177.71 | 115,933,738.45 | 114,126,095.18 | 16,742,439.26 |
| Infraestructura | 44,609,291.67 | 607,348.24 | 45,216,639.91 | 45,216,639.91 | 45,187,424.91 | 0.00 |
| Fortalecimiento | 58,553,895.18 | 2,957,084.52 | 61,510,979.70 | 61,510,979.70 | 61,510,979.70 | 0.00 |
| Habitat | 3,576,354.59 | 299,430.72 | 3,875,785.31 | 3,875,785.31 | 3,651,308.00 | 0.00 |
| Subsemun | 8,165,717.22 | 2,884,656.11 | 11,050,373.33 | 11,050,373.33 | 8,032,940.15 | 0.00 |
| Fopaved | 7,838,164.17 | 1,873,690.02 | 9,711,854.19 | 9,711,854.19 | 9,711,854.19 | 0.00 |
| Fondo de Infraestructura Deportiva Municipal | 600,000.00 | 378,028.71 | 978,028.71 | 978,028.71 | 978,028.71 | 0.00 |
| Cultura | 1,280,000.00 | 4,394,426.17 | 5,674,426.17 | 5,674,426.17 | 5,674,426.17 | 0.00 |
| SEGE | 525,000.00 | -468.79 | 524,531.21 | 524,531.21 | 524,531.21 | 0.00 |
| Otros | 143,902.19 | 1,999,490.71 | 2,143,392.90 | 2,143,392.90 | 2,143,392.90 | 0.00 |
| Total del Gasto | 246,180,002.00 | 27,182,187.14 | 273,362,189.14 | 256,619,749.88 | 251,540,981.12 | 16,742,439.26 |

M.V.Z. JOSE RAMON TORRES GARCIA
PRESIDENTE MUNICIPAL

C.P. HORACIO BALDERRAMOS AVALOS
TESORERO MUNICIPAL

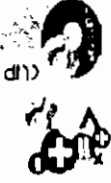
LIC. ULISSES LEDEZMA SALAZAR
SINDICO MUNICIPAL

C. ALFREDO LIMON ROBLES
REGIDOR DE HACIENDA

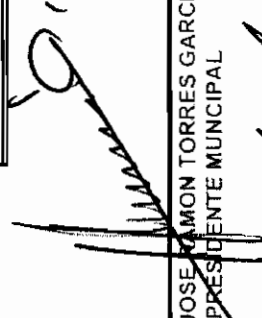



H. AYUNTAMIENTO DE RIOVERDE S.L.P.

Estado Analítico del Ejercicio del Presupuesto de Egresos
Clasificación Económica (por Tipo de Gasto)
Al 31 de diciembre de 2015



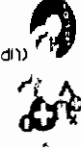
| Concepto | Egresos Aprobado 1 | Ampliaciones/ (Reducciones) 2 | Egresos Modificado 3 = (1 + 2) | Egresos Devengado 4 | Egresos Pagado 5 | Subejercicio 6 = (3 - 4) |
|---|-----------------------|-------------------------------------|-----------------------------------|------------------------|-----------------------|-----------------------------|
| Gasto Corriente | 166,104,755.61 | 2,026,395.47 | 168,131,151.08 | 168,131,151.08 | 166,140,975.90 | 0.00 |
| Gasto de Capital | 66,350,265.00 | 25,213,570.90 | 91,563,835.90 | 74,821,396.64 | 71,732,803.06 | 16,742,439.26 |
| Amortización de la Deuda y Disminución de Pasivos | 13,724,981.39 | -57,779.23 | 13,667,202.16 | 13,667,202.16 | 13,667,202.16 | 0.00 |
| Total del Gasto | 246,180,002.00 | 27,182,187.14 | 273,362,189.14 | 256,619,749.88 | 251,540,981.12 | 16,742,439.26 |


M.V.Z. JOSE RAMON TORRES GARCIA
PRESIDENTE MUNICIPAL


LIC. ULISSES LEVEZMA AVALOS
SINDICO MUNICIPAL


C.P. HORACIO BALDERAS AVALOS
TESORERO MUNICIPAL


C. ALFREDO LIMON ROBLES
REGIDOR DE HACIENDA



| Concepto | Egresos Aprobado 1 | Ampliaciones/ (Reducciones) 2 | Egresos Modificado 3 = (1 + 2) | Egresos Devengado 4 | Egresos Pagado 5 | Subejercicio 6 = (3 - 4) |
|---|-----------------------|-------------------------------------|-----------------------------------|------------------------|---------------------|-----------------------------|
| Gobierno | 171,426,076.61 | 5,601,728.43 | 177,027,805.04 | 160,285,365.78 | 155,206,597.02 | 16,742,439.26 |
| Legislación | | | | | | |
| Justicia | | | | | | |
| Coordinación de la Política de Gobierno | | | | | | |
| Relaciones Exteriores | | | | | | |
| Asuntos Financieros y Hacendarios | | | | | | |
| Seguridad Nacional | | | | | | |
| Asuntos de Orden Público y de Seguridad Interior | | | | | | |
| Inv. Fundamental (Basica) | 171,426,076.61 | 5,601,728.43 | 177,027,805.04 | 160,285,365.78 | 155,206,597.02 | 16,742,439.26 |
| Desarrollo Social | 61,028,944.00 | 21,638,237.94 | 82,667,181.94 | 82,667,181.94 | 82,667,181.94 | 0.00 |
| Protección Ambiental | | | | | | |
| Vivienda y Servicios a la Comunidad | 3,996,667.41 | 0.00 | 3,996,667.41 | 3,996,667.41 | 3,996,667.41 | 0.00 |
| Salud | | | | | | |
| Recreación, Cultura y Otras Manifestaciones Sociales | | | | | | |
| Educación | 5,723,735.02 | 0.00 | 5,723,735.02 | 5,723,735.02 | 5,723,735.02 | 0.00 |
| Protección Social | | | | | | |
| Otros Asuntos Sociales | 51,308,541.57 | 21,638,237.94 | 72,946,779.51 | 72,946,779.51 | 72,946,779.51 | 0.00 |
| Desarrollo Económico | 0.00 | 0.00 | 0.00 | 0.00 | 0.00 | 0.00 |
| Asuntos Económicos, Comerciales y Laborales en General | | | | | | |
| Agropecuaria, Silvicultura, Pesca y Caza | | | | | | |
| Combustibles y Energía | | | | | | |
| Minería, Manufacturas y Construcción | | | | | | |
| Transporte | | | | | | |
| Comunicaciones | | | | | | |
| Turismo | | | | | | |
| Ciencia, Tecnología e Innovación | | | | | | |
| Otras Industrias y Otros Asuntos Económicos | | | | | | |
| Otras no Clasificadas en Funciones Anteriores | 13,724,981.39 | -57,779.23 | 13,667,202.16 | 13,667,202.16 | 13,667,202.16 | 0.00 |
| Transacciones de la Deuda Publica / Costo Financiero de la Deuda | | | | | | |
| Transferencias, Participaciones y Aportaciones entre Diferentes Niveles y Ordenes de Gobierno | | | | | | |
| Saneamiento del Sistema Financiero | 13,724,981.39 | -57,779.23 | 13,667,202.16 | 13,667,202.16 | 13,667,202.16 | 0.00 |
| Adeudos de Ejercicios Fiscales Anteriores | | | | | | |
| Total del Gasto | 246,180,002.00 | 27,182,187.14 | 273,362,189.14 | 256,619,749.88 | 251,540,981.12 | 16,742,439.26 |

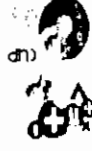
C.P. HORACIO VANDERAS AVALOS
TESORERO MUNICIPAL

LIC ULISSES LEDEZMA SALAZAR
SINDICO MUNICIPAL

C. ALFREDO LIMON ROBLES
REGIDOR DE HACIENDA



H. AYUNTAMIENTO DE RIOVERDE S.L.P.
Estado Analítico del Ejercicio del Presupuesto de Egresos
Gasto por Categoría Programática
Al 31 de diciembre de 2015



| Programas | Egresos Aprobado 1 | Ampliaciones/ (Reducciones) 2 | Egresos Modificado 3 = (1 + 2) | Egresos Devengado 4 | Egresos Pagado 5 | Subejercicio 6 = (3 - 4) |
|--|-----------------------|-------------------------------------|-----------------------------------|------------------------|-----------------------|-----------------------------|
| Subsidios: Sector Social y Privado o Entidades Federativas y Municipios | | | | | | |
| Sujetos a Reglas de Operación | | | | | | |
| Otros Subsidios | | | | | | |
| Desempeño de las Funciones | 230,820,020.61 | 11,052,527.11 | 241,872,547.72 | 241,872,547.72 | 237,873,778.96 | 0.00 |
| Prestación de Servicios Públicos | | | | | | |
| Provisión de Bienes Públicos | | | | | | |
| Planeación, seguimiento y evaluación de políticas públicas | | | | | | |
| Promoción y fomento | | | | | | |
| Regulación y supervisión | | | | | | |
| Funciones de las Fuerzas Armadas (Únicamente Gobierno Federal) | | | | | | |
| Específicos | | | | | | |
| Proyectos de Inversión | | | | | | |
| Administrativos y de Apoyo | | | | | | |
| Apoyo al proceso presupuestario y para mejorar la eficiencia institucional | | | | | | |
| Apoyo a la función pública y al mejoramiento de la gestión | | | | | | |
| Operaciones ajenas | | | | | | |
| Compromisos | | | | | | |
| Obligaciones de cumplimiento de resolución jurisdiccional | | | | | | |
| Desastres Naturales | | | | | | |
| Obligaciones | | | | | | |
| Pensiones y jubilaciones | | | | | | |
| Aportaciones a la seguridad social | | | | | | |
| Aportaciones a fondos de estabilización | | | | | | |
| Aportaciones a fondos de inversión y reestructura de pensiones | | | | | | |
| Programas de Gasto Federalizado (Gobierno Federal) | | | | | | |
| Gasto Federalizado | 1,635,000.00 | 16,187,439.26 | 17,822,439.26 | 1,080,000.00 | 0.00 | 16,742,439.26 |
| Participaciones a entidades federativas y municipios | | | | | | |
| Costo financiero, deuda o apoyos a deudores y ahorradores de la banca | 13,724,981.39 | -57,779.23 | 13,667,202.16 | 13,667,202.16 | 13,667,202.16 | 0.00 |
| Adeudos de ejercicios fiscales anteriores | | | | | | |
| Total del Gasto | 246,180,002.00 | 27,182,187.14 | 273,362,189.14 | 256,619,749.88 | 251,540,981.12 | 16,742,439.26 |

C. P. HORACIO CALDERAS AVALOS
TESORERO MUNICIPAL

LIC. ULISSES LEDEZMA SALAZAR
SINDICO MUNICIPAL

C. ALFREDO LIMON ROBLES
REGIDOR DE HACIENDA

M.V.Z. JOSE RAMON TORRES GARCIA
PRESIDENTE MUNICIPAL

CONSOLIDACION DE H. AYUNTAMIENTO DE RIOVERDE S.L.P.

Estado de Actividades
Del 1 de enero al 31 de diciembre de 2015

| Concepto | EJECUTIVO MUNICIPAL 2015 | AGUA POTABLE 2015 | DIF MUNICIPAL 2015 | IMPLAN 2015 | INMUVI 2015 | SUMATORIA | ELIMINACIÓN | CONSOLIDACIÓN |
|--|--------------------------|-------------------|--------------------|-------------|-------------|--------------------|-------------------|--------------------|
| INGRESOS Y OTROS BENEFICIOS | | | | | | | | |
| Ingresos de la Gestión: | 50,267,917 | 36,048,784 | 677,600 | 0 | 0 | 86,994,301 | | 86,994,301 |
| Impuestos | 8,937,951 | | | | | 8,937,951 | | 8,937,951 |
| Cuotas y Aportaciones de Seguridad Social | | | | | | 0 | | 0 |
| Contribuciones de Mejoras | 22,556,993 | 34,058,067 | | | | 22,556,993 | | 22,556,993 |
| Derechos | 9,033,228 | | | | | 43,091,295 | | 43,091,295 |
| Productos de Tipo Corriente | 2,082,014 | 1,990,717 | | | | 4,072,731 | | 4,072,731 |
| Aprovechamientos de Tipo Corriente | 7,857,731 | | 677,600 | | | 8,335,331 | | 8,335,331 |
| Ingresos por Venta de Bienes y Servicios | | | | | | 0 | | 0 |
| Ingresos no Comprendidos en las Fracciones de la Ley de Ingresos Causados en Ejercicios Fiscales Anteriores Pendientes de Liquidación o Pago | | | | | | 0 | | 0 |
| Participaciones, Aportaciones, Transferencias, Asignaciones, Subsidios y Otras Ayudas | 222,847,515 | 3,070,203 | 9,119,046 | 0 | 0 | 235,036,764 | | 222,847,515 |
| Participaciones y Aportaciones | 222,373,744 | 3,070,203 | 9,119,046 | | | 234,562,993 | 12,189,249 | 222,373,744 |
| Transferencias, Asignaciones, Subsidios y Otras Ayudas | 473,771 | | | | | 473,771 | | 473,771 |
| Otros Ingresos y Beneficios | 248,756 | 18,905 | | | | 265,663 | | 265,663 |
| Ingresos Financieros | 246,756 | | | | | 246,756 | | 246,756 |
| Incremento por Variación de Inventarios | | | | | | 0 | | 0 |
| Disminución del Exceso de Estimaciones por Pérdida o Deterioro u Obsolescencia | | | | | | 0 | | 0 |
| Disminución del Exceso de Provisiones | | | | | | 0 | | 0 |
| Otros Ingresos y Beneficios Varios | | 18,905 | | | | 18,905 | | 18,905 |
| Total de Ingresos y Otros Beneficios | 273,362,190 | 39,137,892 | 9,796,646 | 0 | 0 | 322,296,728 | 12,189,249 | 310,107,479 |
| GASTOS Y OTRAS PERDIDAS | | | | | | | | |
| Gastos de Funcionamiento | 143,065,905 | 37,025,482 | 8,249,994 | 0 | 0 | 188,341,381 | | 188,341,381 |
| Servicios Personales | 93,301,306 | 19,215,689 | 6,569,125 | | | 119,086,120 | | 119,086,120 |
| Materiales y Suministros | 15,207,163 | 8,598,202 | 856,951 | | | 24,622,316 | | 24,622,316 |
| Servicios Generales | 34,557,436 | 9,251,591 | 823,918 | | | 44,632,945 | | 44,632,945 |
| Transferencias, Asignaciones, Subsidios y Otras Ayudas | 25,065,246 | 0 | 1,323,494 | 0 | 0 | 26,388,740 | | 14,199,491 |
| Transferencias al Resto del Sector Público | 9,128,360 | | | | | 9,128,360 | 12,189,249 | -3,060,889 |
| Subsidios y Subvenciones | 3,070,419 | | | | | 3,070,419 | | 3,070,419 |
| Ayudas Sociales | 7,948,193 | | 1,323,494 | | | 9,271,687 | | 9,271,687 |
| Pensiones y Jubilaciones | 4,918,274 | | | | | 4,918,274 | | 4,918,274 |
| "-asignaciones a Fideicomisos, Mandatos y Contratos Análogos | | | | | | 0 | | 0 |
| Transferencias a la Seguridad Social | | | | | | 0 | | 0 |
| Donativos | | | | | | 0 | | 0 |
| Transferencias al Exterior | | | | | | 0 | | 0 |
| Participaciones y Aportaciones | 1,080,000 | 0 | 0 | 0 | 0 | 1,080,000 | 0 | 1,080,000 |
| Participaciones | | | | | | 0 | | 0 |
| Aportaciones | 1,080,000 | | | | | 1,080,000 | | 1,080,000 |
| Corvenos | | | | | | 0 | | 0 |
| Intereses, Comisiones y Otros Gastos de la Deuda Pública | 0 | 0 | 0 | 0 | 0 | 0 | 0 | 0 |
| Intereses de la Deuda Pública | | | | | | 0 | | 0 |
| Gastos de la Deuda Pública | | | | | | 0 | | 0 |
| Costo por Coberturas | | | | | | 0 | | 0 |
| Apoyos Financieros | | | | | | 0 | | 0 |
| Otros Gastos y Pérdidas Extraordinarias | 13,667,202 | 5,880,545 | 0 | 0 | 0 | 19,547,747 | 0 | 19,547,747 |
| Estimaciones, Depreciaciones, Deterioros, Obsolescencia y Amortizaciones | 5,880,545 | 5,880,545 | | | | 5,880,545 | | 5,880,545 |
| Provisiones | | | | | | 0 | | 0 |
| Disminución de Inventarios | | | | | | 0 | | 0 |
| Aumento por Insuficiencia de Estimaciones por Pérdida o Deterioro y Obsolescencia | | | | | | 0 | | 0 |
| Aumento por Insuficiencia de Provisiones | | | | | | 0 | | 0 |
| Otros Gastos | 13,667,202 | 0 | | | | 13,667,202 | | 13,667,202 |
| Inversión Pública | 0 | | | | | 0 | | 0 |
| Inversión Pública no Capitalizable | | | | | | 0 | | 0 |
| Total de Gastos y Otras Pérdidas | 162,876,353 | 42,906,027 | 9,573,488 | 0 | 0 | 235,357,868 | 12,189,249 | 223,168,619 |
| Resultados del Ejercicio (Ahorro/Desahorro) | 90,483,837 | -3,768,135 | 223,158 | 0 | 0 | 86,938,860 | 0 | 86,938,860 |

| PARTICIPACION MUNICIPAL | |
|-------------------------|------------|
| AGUA POTABLE | 3,070,203 |
| DIF MUNICIPAL | 9,119,046 |
| IMPLAN | 0 |
| INMUVI | 0 |
| | 12,189,249 |

[Handwritten signature]

[Handwritten mark]

[Handwritten mark]

CONSOLIDACION DE H. AYUNTAMIENTO DE RIOVERDE S.L.P.
Estado de Situación Financiera

| Concepto | EJECUTIVO MUNICIPAL | | AGUA POTABLE | | DIF MUNICIPAL | | IMPLAN | | INMUVI | | SUMATORIA 2015 | ELIMINACIÓN 2015 | CONSOLIDACION 2015 |
|--|---------------------|--------------------|--------------------|--------------------|------------------|------------------|----------|----------|----------|----------|--------------------|------------------|--------------------|
| | 2015 | 2014 | 2015 | 2014 | 2015 | 2014 | 2015 | 2014 | 2015 | 2014 | | | |
| | | | | | | | | | | | | | |
| ACTIVO | | | | | | | | | | | | | |
| Activo Circulante | | | | | | | | | | | | | |
| Efectivo y Equivalentes | 33,451,005 | 24,228,124 | 5,480,716 | 2,368,251 | 165,114 | 20,893 | | | | | 39,096,835 | 0 | 39,096,835 |
| Derechos a Recibir Efectivo o Equivalentes | 6,638,165 | 10,133,030 | 723,895 | 710,348 | 218,218 | 584,119 | | | | | 7,580,278 | 0 | 7,580,278 |
| Derechos a Recibir Bienes o Servicios | 738,629 | 732,372 | | | | | | | | | 738,629 | 0 | 738,629 |
| Inventarios | | | 178 | 160 | | | | | | | 178 | 0 | 178 |
| Almacenes | 390,512 | 390,512 | 1,332,236 | 1,314,740 | | | | | | | 1,722,748 | 0 | 1,722,748 |
| Estimación por Pérdida o Deterioro de Activos Circulantes | | | | | | | | | | | 0 | 0 | 0 |
| Otros Activos Circulantes | | | 3,099,908 | 5,519,778 | | | | | | | 3,099,908 | 0 | 3,099,908 |
| Total de Activos Circulantes | 41,218,311 | 35,484,038 | 10,636,933 | 9,913,278 | 383,332 | 605,012 | 0 | 0 | 0 | 0 | 52,238,576 | 0 | 52,238,576 |
| Activo No Circulante | | | | | | | | | | | | | |
| Inversiones Financieras a Largo Plazo | | | | | | | | | | | 0 | 0 | 0 |
| Derechos a Recibir Efectivo o Equivalentes a Largo Plazo | | | | | | | | | | | 0 | 0 | 0 |
| Bienes Inmuebles, Infraestructura y Construcciones en Proceso | 140,847,579 | 71,257,041 | 105,419,715 | 104,557,829 | | | | | | | 246,267,294 | 0 | 246,267,294 |
| Bienes Muebles | 48,536,348 | 44,919,748 | 5,913,474 | 5,319,975 | | | | | | | 54,449,822 | 0 | 54,449,822 |
| Activos Intangibles | 3,390,422 | 2,234,914 | 397,056 | 307,056 | 1,883,135 | 1,812,719 | | | | | 5,670,613 | 0 | 5,670,613 |
| Depreciación Deterioro y Amortización Acumulada de Bienes | | | -16,424,927 | -10,544,383 | 5,000 | 5,000 | | | | | -16,419,927 | 0 | -16,419,927 |
| Activos Diferidos | | | | | | | | | | | 0 | 0 | 0 |
| Estimación por Pérdida o Deterioro de Activos no Circulantes | | | | | | | | | | | 0 | 0 | 0 |
| Otros Activos no Circulantes | | | | 3,342 | | | | | | | 0 | 0 | 0 |
| Total de Activos No Circulantes | 192,774,348 | 118,411,703 | 95,305,318 | 99,643,819 | 1,888,135 | 1,817,719 | 0 | 0 | 0 | 0 | 289,967,801 | 0 | 289,967,801 |
| Total del Activo | 233,992,659 | 153,895,741 | 105,942,250 | 109,557,097 | 2,271,467 | 2,422,731 | 0 | 0 | 0 | 0 | 342,206,376 | 0 | 342,206,376 |
| PASIVO | | | | | | | | | | | | | |
| Pasivo Circulante | | | | | | | | | | | | | |
| Cuentas por Pagar a Corto Plazo | | | | | | | | | | | 21,255,671 | 0 | 21,255,671 |
| Documentos por Pagar a Corto Plazo | | | | | | | | | | | 0 | 0 | 0 |
| Porción a Corto Plazo de la Deuda Pública a Largo Plazo | | | | | | | | | | | 0 | 0 | 0 |
| Títulos y Valores a Corto Plazo | | | | | | | | | | | 0 | 0 | 0 |
| Pasivos Diferidos a Corto Plazo | | | | | | | | | | | 0 | 0 | 0 |
| Fondos y Bienes de Terceros en Garantía y/o Administración a Corto Plazo | 230,000 | 110,000 | | | | | | | | | 230,000 | 0 | 230,000 |
| Provisiones a Corto Plazo | | | | | | | | | | | 0 | 0 | 0 |
| Otros Pasivos a Corto Plazo | 830 | 830 | | | | | | | | | 830 | 0 | 830 |
| Total de Pasivos Circulantes | 18,651,672 | 29,038,591 | 1,783,687 | 1,630,398 | 1,051,142 | 1,431,311 | 0 | 0 | 0 | 0 | 21,486,501 | 0 | 21,486,501 |

4

9

| | | | | | | | | | | | | | | | | | | | | | |
|---|-------------|-------------|-------------|-------------|-----------|-----------|-----------|-----------|---|---|---|---|---|---|---|---|---|---|---|------------|-------------|
| Pasivo No Circulante | | | | | | | | | | | | | | | | | | | | | |
| Cuentas por Pagar a Largo Plazo | 0 | 0 | 0 | 0 | 0 | 0 | 0 | 0 | 0 | 0 | 0 | 0 | 0 | 0 | 0 | 0 | 0 | 0 | 0 | 0 | |
| Documentos por Pagar a Largo Plazo | 0 | 0 | 0 | 0 | 0 | 0 | 0 | 0 | 0 | 0 | 0 | 0 | 0 | 0 | 0 | 0 | 0 | 0 | 0 | 0 | |
| Deuda Pública a Largo Plazo | 0 | 0 | 0 | 0 | 0 | 0 | 0 | 0 | 0 | 0 | 0 | 0 | 0 | 0 | 0 | 0 | 0 | 0 | 0 | 0 | |
| Pasivos Diferidos a Largo Plazo | 0 | 0 | 0 | 0 | 0 | 0 | 0 | 0 | 0 | 0 | 0 | 0 | 0 | 0 | 0 | 0 | 0 | 0 | 0 | 0 | |
| Fondos y Bienes de Terceros en Garantía y/o en Administración a Largo Plazo | 0 | 0 | 0 | 0 | 0 | 0 | 0 | 0 | 0 | 0 | 0 | 0 | 0 | 0 | 0 | 0 | 0 | 0 | 0 | 0 | |
| Provisiones a Largo Plazo | 0 | 0 | 0 | 0 | 0 | 0 | 0 | 0 | 0 | 0 | 0 | 0 | 0 | 0 | 0 | 0 | 0 | 0 | 0 | 0 | |
| Total de Pasivos No Circulantes | 0 | 0 | 0 | 0 | 0 | 0 | 0 | 0 | 0 | 0 | 0 | 0 | 0 | 0 | 0 | 0 | 0 | 0 | 0 | 0 | |
| Total del Pasivo | 18,651,672 | 29,038,591 | 1,763,687 | 1,630,398 | 1,051,142 | 1,431,311 | 0 | 0 | 0 | 0 | 0 | 0 | 0 | 0 | 0 | 0 | 0 | 0 | 0 | 21,486,501 | |
| Hacienda Pública/Patrimonio | | | | | | | | | | | | | | | | | | | | | |
| Hacienda Pública/Patrimonio Contribuido | 26,648,910 | 26,648,910 | 13,721,475 | 13,721,475 | 0 | 0 | 0 | 0 | 0 | 0 | 0 | 0 | 0 | 0 | 0 | 0 | 0 | 0 | 0 | 0 | 40,370,385 |
| Aportaciones | 26,648,910 | 26,648,910 | 12,320,018 | 12,320,018 | | | | | | | | | | | | | | | | | 38,968,928 |
| Donaciones de Capital | | | 1,401,457 | 1,401,457 | | | | | | | | | | | | | | | | | 1,401,457 |
| Actualización de la Hacienda Pública/Patrimonio | | | | | | | | | | | | | | | | | | | | | 0 |
| Hacienda Pública/Patrimonio Generado | 188,692,077 | 98,208,240 | 90,437,089 | 94,205,224 | 1,220,325 | 991,420 | 991,420 | 991,420 | 0 | 0 | 0 | 0 | 0 | 0 | 0 | 0 | 0 | 0 | 0 | 0 | 280,349,491 |
| Resultados del Ejercicio (Ahorro/ Desahorro) | 90,483,836 | 80,604,507 | -3,768,135 | 16,932,201 | 223,158 | 53,827 | 53,827 | 53,827 | | | | | | | | | | | | | 86,938,859 |
| Resultados de Ejercicios Anteriores | 99,983,398 | 19,378,890 | 94,205,224 | 77,273,023 | 997,167 | 937,593 | 937,593 | 937,593 | | | | | | | | | | | | | 195,185,789 |
| Revalúos | | | | | | | | | | | | | | | | | | | | | 0 |
| Reservas | | | | | | | | | | | | | | | | | | | | | 0 |
| Rectificaciones de Resultados de Ejercicios Anteriores | -1,775,157 | -1,775,157 | | | | | | | | | | | | | | | | | | | -1,775,157 |
| Exceso o Insuficiencia en la Actualización de la Hacienda Pública/Patrimonio | 0 | 0 | 0 | 0 | 0 | 0 | 0 | 0 | 0 | 0 | 0 | 0 | 0 | 0 | 0 | 0 | 0 | 0 | 0 | 0 | 0 |
| Resultado por Posición Monetaria | | | | | | | | | | | | | | | | | | | | | 0 |
| Resultado por Tenencia de Activos no Monetarios | | | | | | | | | | | | | | | | | | | | | 0 |
| Total Hacienda Pública/Patrimonio | 215,340,987 | 124,857,150 | 104,158,564 | 107,926,699 | 1,220,325 | 991,420 | 991,420 | 991,420 | 0 | 0 | 0 | 0 | 0 | 0 | 0 | 0 | 0 | 0 | 0 | 0 | 320,719,876 |
| Total del Pasivo y Hacienda Pública/Patrimonio | 233,992,659 | 153,895,741 | 105,942,250 | 109,557,097 | 2,271,467 | 2,422,731 | 2,422,731 | 2,422,731 | 0 | 0 | 0 | 0 | 0 | 0 | 0 | 0 | 0 | 0 | 0 | 0 | 342,206,376 |

| | |
|-------------------------------------|---|
| SALDOS A ELIMINAR DEUDOR - ACREEDOR | 0 |
| MUNICIPIO SALDOS DEUDORES | |
| AGUA POTABLE | 0 |
| DIF MUNICIPAL | 0 |
| IMPLAN | 0 |
| INMUVI | 0 |
| | 0 |

[Handwritten signature]

[Handwritten signature]

[Handwritten mark]

CONSOLIDACION DE H. AYUNTAMIENTO DE RIOVERDE S.L.P.
Estado de Cambios en la Situación Financiera
Del 2014 al 2015

| Concepto | EJECUTIVO MUNICIPAL | | AGUA POTABLE | | DIF MUNICIPAL | | IMPLAN | | INMUVI | | SUMATORIA | | ELIMINACIÓN | | CONSOLIDACIÓN | |
|--|---------------------|------------|--------------|------------|---------------|------------|--------|------------|--------|------------|-----------|------------|-------------|------------|---------------|------------|
| | Origen | Aplicación | Origen | Aplicación | Origen | Aplicación | Origen | Aplicación | Origen | Aplicación | Origen | Aplicación | Origen | Aplicación | Origen | Aplicación |
| Activo | | | | | | | | | | | | | | | | |
| Activo Circulante | | | | | | | | | | | | | | | | |
| Efectivo y Equivalentes | 0 | 9,222,881 | 0 | 3,112,465 | 0 | 144,221 | 0 | 0 | 0 | 0 | 0 | 12,479,567 | 0 | 0 | 0 | 12,479,567 |
| Derechos a Recibir Efectivo | 3,494,865 | 0 | 0 | 13,547 | 365,901 | 0 | 0 | 0 | 0 | 0 | 3,860,766 | 13,547 | 3,860,766 | 0 | 0 | 13,547 |
| Derechos a Recibir Bienes o Inventarios | 0 | 6,257 | 0 | 0 | 0 | 0 | 0 | 0 | 0 | 0 | 0 | 6,257 | 0 | 0 | 0 | 6,257 |
| Almacenes | 0 | 0 | 0 | 18 | 0 | 0 | 0 | 0 | 0 | 0 | 0 | 18 | 0 | 0 | 0 | 18 |
| Estimación por Pérdida o Deterioro de Activos | 0 | 0 | 0 | 17,496 | 0 | 0 | 0 | 0 | 0 | 0 | 0 | 17,496 | 0 | 0 | 0 | 17,496 |
| Otros Activos Circulantes | 0 | 0 | 2,419,871 | 0 | 0 | 0 | 0 | 0 | 0 | 0 | 2,419,871 | 0 | 2,419,871 | 0 | 0 | 0 |
| Activo No Circulante | | | | | | | | | | | | | | | | |
| Inversiones Financieras a Derechos a Recibir Efectivo o Equivalentes a Largo | 0 | 0 | 0 | 0 | 0 | 0 | 0 | 0 | 0 | 0 | 0 | 0 | 0 | 0 | 0 | 0 |
| Bienes Inmuebles, Infraestructura y Bienes Muebles | 0 | 69,590,538 | 0 | 861,886 | 0 | 0 | 0 | 0 | 0 | 0 | 0 | 70,452,424 | 0 | 0 | 0 | 70,452,424 |
| Activos Intangibles | 0 | 3,616,600 | 0 | 593,499 | 0 | 0 | 0 | 0 | 0 | 0 | 0 | 4,210,098 | 0 | 0 | 0 | 4,210,098 |
| Depreciación, Deterioro y Amortización Acumulada de Activos Diferidos | 0 | 1,155,508 | 5,880,545 | 90,000 | 0 | 70,416 | 0 | 0 | 0 | 0 | 5,880,545 | 1,315,924 | 5,880,545 | 0 | 0 | 1,315,924 |
| Estimación por Pérdida o Deterioro de Activos no Circulantes | 0 | 0 | 0 | 0 | 0 | 0 | 0 | 0 | 0 | 0 | 0 | 0 | 0 | 0 | 0 | 0 |
| Otros Activos no Circulantes | 0 | 0 | 3,342 | 0 | 0 | 0 | 0 | 0 | 0 | 0 | 3,342 | 0 | 3,342 | 0 | 0 | 0 |
| Pasivo | | | | | | | | | | | | | | | | |
| Pasivo Circulante | | | | | | | | | | | | | | | | |
| Cuentas por Pagar a Corto | 0 | 10,506,919 | 153,289 | 0 | 0 | 380,169 | 0 | 0 | 0 | 0 | 153,289 | 10,887,088 | 153,289 | 0 | 0 | 10,887,088 |
| Documentos por Pagar a Porción a Corto Plazo de la Deuda Pública a Largo Plazo | 0 | 0 | 0 | 0 | 0 | 0 | 0 | 0 | 0 | 0 | 0 | 0 | 0 | 0 | 0 | 0 |
| Títulos y Valores a Corto | 0 | 0 | 0 | 0 | 0 | 0 | 0 | 0 | 0 | 0 | 0 | 0 | 0 | 0 | 0 | 0 |
| Pasivos Diferidos a Corto | 0 | 0 | 0 | 0 | 0 | 0 | 0 | 0 | 0 | 0 | 0 | 0 | 0 | 0 | 0 | 0 |
| Fondos y Bienes de Terceros en Garantía y/o Provisiones a Corto Plazo | 120,000 | 0 | 0 | 0 | 0 | 0 | 0 | 0 | 0 | 0 | 120,000 | 0 | 120,000 | 0 | 0 | 0 |
| Otros Pasivos a Corto Plazo | 0 | 0 | 0 | 0 | 0 | 0 | 0 | 0 | 0 | 0 | 0 | 0 | 0 | 0 | 0 | 0 |
| Pasivo No Circulante | | | | | | | | | | | | | | | | |
| Cuentas por Pagar a Largo Plazo | 0 | 0 | 0 | 0 | 0 | 0 | 0 | 0 | 0 | 0 | 0 | 0 | 0 | 0 | 0 | 0 |
| Documentos por Pagar a Largo Plazo | 0 | 0 | 0 | 0 | 0 | 0 | 0 | 0 | 0 | 0 | 0 | 0 | 0 | 0 | 0 | 0 |

9

9

9

9

CONSOLIDACION DE H. AYUNTAMIENTO DE RIOVERDE S.L.P.

Estado de Flujos de Efectivo

Del 2014 y 2015

| Concepto | EJECUTIVO MUNICIPAL 2015 | AGUA POTABLE 2015 | DIF MUNICIPAL 2015 | IMPLAN 2015 | INMUVI 2015 | SUMATORIA | ELIMINACIÓN | CONSOLIDACION |
|--|--------------------------|-------------------|--------------------|-------------|-------------|-------------|-------------|---------------|
| Flujos de Efectivo de las Actividades de Operación | | | | | | | | |
| Origen | | | | | | | | |
| Impuestos | 273,362,190 | 39,137,892 | 9,796,646 | 0 | 0 | 322,296,728 | | 322,296,728 |
| Cuotas y Aportaciones de Seguridad Social | 8,937,951 | 0 | 0 | 0 | 0 | 8,937,951 | | 8,937,951 |
| Contribuciones de mejoras | 0 | 0 | 0 | 0 | 0 | 0 | | 0 |
| Derechos | 22,556,993 | 0 | 0 | 0 | 0 | 22,556,993 | | 22,556,993 |
| Productos de Tipo Corriente | 9,033,228 | 34,058,067 | 0 | 0 | 0 | 43,091,295 | | 43,091,295 |
| Aprovechamientos de Tipo Corriente | 2,082,014 | 1,990,717 | 0 | 0 | 0 | 4,072,731 | | 4,072,731 |
| Ingresos por Venta de Bienes y Servicios | 7,657,731 | 0 | 677,600 | 0 | 0 | 8,335,331 | | 8,335,331 |
| Ingresos no Comprendidos en las Fracciones de la Ley de Ingresos Causados en Ejercicios Fiscales Anteriores Pendientes de Liquidación o Pago | 0 | 0 | 0 | 0 | 0 | 0 | | 0 |
| | 0 | 0 | 0 | 0 | 0 | 0 | | 0 |
| Participaciones y Aportaciones | 222,373,744 | 3,070,203 | 9,119,046 | 0 | 0 | 234,562,993 | | 234,562,993 |
| Transferencias, Asignaciones y Subsidios y Otras Ayudas | 473,771 | 0 | 0 | 0 | 0 | 473,771 | | 473,771 |
| Otros Origenes de Operación | 246,758 | 18,905 | 0 | 0 | 0 | 265,663 | | 265,663 |
| Aplicación | | | | | | | | |
| Servicios Personales | 169,211,151 | 37,025,482 | 9,573,488 | 0 | 0 | 215,810,121 | | 215,810,121 |
| Materiales y Suministros | 93,301,306 | 19,215,689 | 6,569,125 | 0 | 0 | 119,086,120 | | 119,086,120 |
| Servicios Generales | 15,207,163 | 8,558,202 | 856,951 | 0 | 0 | 24,622,316 | | 24,622,316 |
| Transferencias Internas y Asignaciones al Sector Público | 34,557,436 | 9,251,591 | 823,918 | 0 | 0 | 44,632,945 | | 44,632,945 |
| Transferencias al resto del Sector Público | 9,128,360 | 0 | 0 | 0 | 0 | 9,128,360 | | 9,128,360 |
| Subsidios y Subvenciones | 0 | 0 | 0 | 0 | 0 | 0 | | 0 |
| Ayudas Sociales | 3,070,419 | 0 | 0 | 0 | 0 | 3,070,419 | | 3,070,419 |
| Pensiones y Jubilaciones | 7,948,193 | 0 | 1,323,494 | 0 | 0 | 9,271,687 | | 9,271,687 |
| Transferencias a Fideicomisos, Mandatos y Contratos Análogos | 4,918,274 | 0 | 0 | 0 | 0 | 4,918,274 | | 4,918,274 |
| Transferencias a la Seguridad Social | 0 | 0 | 0 | 0 | 0 | 0 | | 0 |
| Donativos | 0 | 0 | 0 | 0 | 0 | 0 | | 0 |
| Transferencias al Exterior | 0 | 0 | 0 | 0 | 0 | 0 | | 0 |
| Participaciones | 0 | 0 | 0 | 0 | 0 | 0 | | 0 |

Handwritten signatures and initials are present on the right side of the page, including a large signature and the number '9'.

H. AYUNTAMIENTO DE RIOVERDE S.L.P.

NOTAS A LOS ESTADOS FINANCIEROS CONSOLIDADOS

I. ACTIVO

1. **Efectivo y Equivalentes:** Se puede observar un incremento significativo en el efectivo y equivalentes del año 2014 al año 2015 debido a que hubo mayor recaudación en el presupuesto de Ingresos, esto se integra de la siguiente manera:

| Concepto | 2015 | 2014 |
|---------------------|--------------|--------------|
| Organismo Municipal | \$33,451,005 | \$24,228,124 |
| Agua Potable | 5,480,716 | 2,368,251 |
| DIF Municipal | 165,114 | 20,893 |
| Implan | | |
| Inmuvi | | |
| Suma | \$39,096,835 | \$26,617,268 |

2. **Derechos a recibir Efectivo o Equivalentes:** En relación a los derechos a recibir en efectivo o equivalentes podemos observar que disminuyó la cantidad por cobrar que se tenía pendiente del año 2014 al año 2015, como se muestra en la siguiente tabla:

| Concepto | 2015 | 2014 |
|---------------------|-------------|--------------|
| Organismo Municipal | \$6,638,165 | \$10,133,030 |
| Agua Potable | 723,895 | 710,348 |
| DIF Municipal | 218,218 | 584,119 |
| Implan | | |
| Inmuvi | | |
| Suma | \$7,580,278 | \$11,427,497 |

3. **Inventarios y Almacenes:** El incremento en los Almacenes no fue muy significativo dado que ahora el almacén se registra directamente al Gasto como parte Integral, y de igual manera se detalla en la siguiente tabla:

| Concepto | 2015 | 2014 |
|---------------------|-------------|-------------|
| Organismo Municipal | \$390,512 | \$390,512 |
| Agua Potable | 1,332,236 | 1,314,900 |
| DIF Municipal | | |
| Implan | | |
| Inmuvi | | |
| Suma | \$1,722,748 | \$1,705,412 |

4. **Inversiones Financieras:** Actualmente no se cuenta con Inversiones financieras en ninguno de los tres entes, Organismo municipal, Agua Potable, DIF Municipal.
5. **Bienes Muebles, Inmuebles e Intangibles:** En relación a los bienes muebles, inmuebles e intangibles hubo un incremento en los activos de manera significativa en el Organismo Municipal y se integra de la siguiente manera:

| Concepto | 2015 | 2014 |
|---------------------|---------------|---------------|
| Organismo Municipal | \$192,774,348 | \$118,411,703 |
| Agua Potable | 95,305,318 | 99,643,819 |
| DIF Municipal | 1,888,135 | 1,817,719 |
| Implan | | |
| Inmuvi | | |
| Suma | \$289,967,801 | \$219,873,241 |

- II. **PASIVO:** Se observa que disminuyeron los pasivos de manera significativa sobre todo en el organismo municipal, lo cual es bueno dado que disminuyó la deuda del mismo.

| Concepto | 2015 | 2014 |
|---------------------|--------------|--------------|
| Organismo Municipal | \$18,651,672 | \$29,038,591 |
| Agua Potable | 1,783,687 | 1,630,398 |
| DIF Municipal | 1,051,142 | 1,431,311 |
| Implan | | |
| Inmuvi | | |
| Suma | \$21,486,501 | \$32,100,300 |

- III. **NOTAS AL ESTADO DE VARIACIÓN DE LA HACIENDA PÚBLICA/PATRIMONIO:** Respecto al Estado de Variación de la Hacienda pública hubo un incremento considerable respecto al ejercicio 2014 ya que se obtuvo un resultado del ejercicio de \$86,938,859 pesos de manera consolidada.
- IV. **NOTAS AL ESTADO DE ACTIVIDADES:** En el Estado de Actividades hubo un incremento en relación a los ingresos de gestión del año 2014 al año 2015 por la cantidad de \$1,132,359 y en cuanto a los gastos hubo un ahorro en el ejercicio del 2015 de \$2,749,437 mismos que son representativos ya que esto genera una utilidad o beneficio para los distintos entes.
- V. **NOTAS AL ESTADO DE FLUJO DE EFECTIVO:** En el Estado de Flujo de Efectivo se muestra que existe una buena liquidez del municipio referida en las cuentas de Efectivo y Equivalentes.

En el proceso de entrega-recepción no se recibió información del INMUVI, toda vez que no se tenía conocimiento de su existencia, por lo cual en los presentes Estados Financieros no se incluyen datos de dicho organismo, cabe hacer mención que actualmente la Contraloría está llevando a cabo un procedimiento en relación a ello.

NOTAS DE MEMORIA Y GESTIÓN ADMINISTRATIVA

La principal fuente de ingresos del Ayuntamiento está integrada por la participación y aportaciones que se gestionan ante el Gobierno Federal y el Gobierno del Estado a efecto de proveer al Municipio de más y mejores servicios para la localidad y sus sitios más marginados.

[Handwritten mark]

[Handwritten mark]

[Handwritten mark]

[Handwritten mark]



H. AYUNTAMIENTO DE RIOVERDE S.L.P.
Conciliación entre los Ingresos Presupuestarios y Contables
Correspondiente del 2014 al 2015

| 1. Ingresos Presupuestarios | | 246,180,002.00 |
|---|---------------|-----------------------|
| 2. Más ingresos contables no presupuestarios | 27,182,187.00 | 27,182,187.00 |
| Incremento por variación de inventarios | 0.00 | |
| Disminución del exceso de estimaciones por pérdida o deterioro u obsolescencia | 0.00 | |
| Disminución del exceso de provisiones | 0.00 | |
| Otros ingresos y beneficios varios | 0.00 | |
| Incremento por Modificación en presupuesto aprobado por cabildo (Aumento en Ingresos Gestion y Participaciones) | 27,182,187.00 | |
| Otros ingresos contables no presupuestarios | 0.00 | |
| 3. Menos ingresos presupuestarios no contables | 0.00 | 0.00 |
| Productos de capital | 0.00 | |
| Aprovechamientos capital | 0.00 | |
| Ingresos derivados de financiamientos | 0.00 | |
| Otros Ingresos presupuestarios no contables | 0.00 | |
| 4. Ingresos Contables (4 = 1 + 2 - 3) | | 273,362,189.00 |



H. AYUNTAMIENTO DE RIOVERDE S.L.P.
Conciliación entre los Egresos Presupuestarios y los Gastos Contables
Correspondiente del 2014 al 2015

| 1. Total de egresos (presupuestarios) | | 246,180,002.00 |
|---|---------------|-----------------------|
| 2. Menos egresos presupuestarios no contables | 0.00 | 0.00 |
| Mobiliario y equipo de administración | 0.00 | |
| Mobiliario y equipo educacional y recreativo | 0.00 | |
| Equipo e instrumental médico y de laboratorio | 0.00 | |
| Vehículos y equipo de transporte | 0.00 | |
| Equipo de defensa y seguridad | 0.00 | |
| Maquinaria, otros equipos y herramientas | 0.00 | |
| Activos biológicos | 0.00 | |
| Bienes inmuebles | 0.00 | |
| Activos intangibles | 0.00 | |
| Obra pública en bienes propios | 0.00 | |
| Acciones y participaciones de capital | 0.00 | |
| Compra de títulos y valores | 0.00 | |
| inversiones en fideicomisos, mandatos y otros análogos | 0.00 | |
| Provisiones para contingencias y otras erogaciones especiales | 0.00 | |
| Amortización de la deuda pública | 0.00 | |
| Adeudos de ejercicios fiscales anteriores (ADEFAS) | 0.00 | |
| Otros Egresos Presupuestales No Contables | 0.00 | |
| 3. Más gastos contables no presupuestales | 10,439,748.00 | 10,439,748.00 |
| Estimaciones, depreciaciones, deterioros, obsolescencia y amortizaciones | 0.00 | |
| Provisiones | 0.00 | |
| Disminución de inventarios | 0.00 | |
| Aumento por insuficiencia de estimaciones por pérdida o deterioro u obsolescencia | 0.00 | |
| Aumento por insuficiencia de provisiones | 10,439,748.00 | |
| Otros Gastos | 0.00 | |
| Otros Gastos Contables No Presupuestales | 0.00 | |
| 4. Total de Gasto Contable (4 = 1 - 2 + 3) | | 256,619,750.00 |