


**Municipio de San Ciró de Acosta, S.L.P.**  
**Estado de Situación Financiera**  
**Al 31 de diciembre de 2014**

<b>ACTIVO</b>	<b>2014</b>	<b>2013</b>	<b>PASIVO</b>	<b>2014</b>	<b>2013</b>
<b>Activo Circulante</b>			<b>Pasivo Circulante</b>		
Efectivo y Equivalentes	11,547.59	6,126.65	Cuentas por Pagar a Corto Plazo		791,051.51
Bancos/Tesorería	1,074,430.11	213,479.71	Servicios Personales por pagar a Corto Plazo	1,437,293.21	748,976.81
Deudores Diversos por Cobrar a Corto Plazo	1,462,617.12	370,980.41	Contratistas por Obras Publicas por Pagar a Corto Plazo	-	118,876.34
Ingresos por recuperar a corto plazo	4,239.75	-	Transferencias otorgadas por pagar a corto plazo	64,686.02	221,425.00
Deudores por anticipos de la tesorería corto plazo	41,703.20	-	Retenciones y Contribuciones por pagar a Corto Plazo	1,212,361.71	672,629.53
Préstamos otorgados a corto plazo	18,177.20	-	Documentos por Pagar a Corto Plazo	200,000.00	
Derechos a Recibir Bienes o Servicios	1,657,778.34	227,667.79	Porción a Corto Plazo de la Deuda Pública a Largo Plazo		
Inventarios	-	-	Títulos y Valores a Corto Plazo		
Almacenes	-	-	Pasivos Diferidos a Corto Plazo		
Estimación por Pérdida o Deterioro de Activos Circulantes	-	-	Fondos y Bienes de Terceros en Garantía y/o Administración a Corto Plazo		
Otros Activos Circulantes	-	-	Provisiones a Corto Plazo		
			Proveedores por pagar a corto plazo	1,897,983.33	
			Otros Pasivos a Corto Plazo	24,933.49	55,353.92
<b>Total de Activos Circulantes</b>	<b>2,121,633.09</b>	<b>391,295.14</b>	<b>Total de Pasivos Circulantes</b>	<b>4,787,390.78</b>	<b>2,370,560.43</b>
<b>Activo No Circulante</b>			<b>Pasivo No Circulante</b>		
Inversiones Financieras a Largo Plazo	-	-	Cuentas por Pagar a Largo Plazo		
Derechos a Recibir Efectivo o Equivalentes	-	-	Documentos por Pagar a Largo Plazo		
Bienes Inmuebles, Infraestructura y Construcciones en Proceso	26,068,292.42	-	Deuda Pública a Largo Plazo	3,827,656.88	
Bienes Muebles	894,803.86	734,305.59	Pasivos Diferidos a Largo Plazo		
Activos Intangibles	-	-	Fondos y Bienes de Terceros en Garantía y/o en Administración a Largo Plazo	16,842.40	
Depreciación, Deterioro y Amortización Acumulada de Bienes	-	-	Provisiones a Largo Plazo		
Activos Diferidos	-	-	Préstamos de la Deuda Publica Interna por Pagar		3,000,000.00
Estimación por Pérdida o Deterioro de Activos no Circulantes	-	-	<b>Total de Pasivos No Circulantes</b>	<b>-</b>	<b>3,000,000.00</b>
Otros Activos no Circulantes	-	-			
<b>Total de Activos No Circulantes</b>	<b>26,963,096.28</b>	<b>734,305.59</b>	<b>Total del Pasivo</b>	<b>- 3,810,814.48</b>	<b>- 629,439.57</b>
<b>Total del Activo</b>	<b>29,084,729.37</b>	<b>1,125,600.73</b>			
			<b>HACIENDA PÚBLICA/PATRIMONIO</b>		
			<b>Hacienda Pública/Patrimonio</b>		
			Aportaciones		
			Donaciones de Capital		
			Actualización de la Hacienda Pública/Patrimonio		
			<b>Hacienda Pública/Patrimonio Generado</b>	<b>281,803.37</b>	
			Resultados del Ejercicio (Ahorro/Desahorro)	29,408,698.55	111,777.66
			Resultados de Ejercicios Anteriores	- 1,582,348.85	1,643,262.64
			Revalúos		
			Reservas		
			Rectificaciones de Resultados de Ejercicios Anteriores		
			<b>Exceso o Insuficiencia en la Actualización de la Hacienda</b>		
			Resultado por Posición Monetaria		
			Resultado por Tenencia de Activos no		
			<b>Total Hacienda Pública/Patrimonio</b>	<b>28,108,153.07</b>	<b>1,755,040.30</b>
			<b>Total del Pasivo y Hacienda</b>	<b>29,908,4729.4</b>	<b>1,125,600.73</b>

009084





TESORERÍA MUNICIPAL  
SAN CIRO DE ACOSTA, S.L.P.  
ADMON 2012 - 2015

TESORERO MUNICIPAL

REGIDOR DE HACIENDA

PRÉSIDENTE MUNICIPAL

SINDICO MUNICIPAL




SINDICATURA MUNICIPAL  
SAN CIRO DE ACOSTA, S.L.P.  
ADMON 2012 - 2015

**Municipio de San Ciró de Acosta, S.L.P.**  
**Estado de Actividades**  
**Del 1 de enero al 31 de diciembre de 2014**

	<u>2014</u>	<u>%</u>	<u>2013</u>	<u>%</u>
<b>INGRESOS Y OTROS BENEFICIOS</b>				
<b>Ingresos de la Gestión:</b>			6,458,190.24	17.36
Impuestos	800,594.02		873,814.59	2.38
Cuotas y Aportaciones de Seguridad Social			-	-
Accesorios de Impuestos	553,082.00		10,106.00	0.03
Contribuciones de Mejoras	2,150.00		628,754.00	1.69
Derechos por prestación de servicios	999,337.50		1,122,476.50	3.02
Accesorios de derechos	4,446.00			
Productos de Tipo Corriente	4,458,650.34		3,350,007.64	9.00
Aprovechamientos de Tipo Corriente	300,604.70		471,251.51	1.27
Ingresos por Venta de Bienes y Servicios			-	
Ingresos no Comprendidos en las Fracciones de la Ley de Ingresos Causados en Ejercicios Fiscales Anteriores			1,780.00	
<b>Participaciones, Aportaciones, Transferencias, Asignaciones, Subsidios y Otras Ayudas</b>			30,749,234.02	82.64
Participaciones y Aportaciones	40,397,462.25		11,689,154.96	31.42
Transferencia, Asignaciones, Subsidios y Otras Ayudas	5,810.60		19,060,079.06	51.22
<b>Otros Ingresos y Beneficios</b>			906.30	-
Ingresos Financieros	177.18		906.30	-
Incremento por Variación de Inventarios				
Disminución del Exceso de Estimaciones por Pérdida o Deterioro u Obsolescencia				
Disminución del Exceso de Provisiones				
Otros Ingresos y Beneficios Varios				
<b>Total de Ingresos y Otros Beneficios</b>	<b>47,521,960.23</b>		<b>37,208,330.56</b>	<b>100.00</b>
<b>GASTOS Y OTRAS PÉRDIDAS</b>				
<b>Gastos de Funcionamiento</b>			19,234,707.19	
Servicios Personales	10,958,021.58		11,203,367.62	30.2
Materiales y Suministros	2,384,129.66		3,318,735.91	8.95
Servicios Generales	3,142,085.11		4,712,603.66	12.7
<b>Transferencia, Asignaciones, Subsidios y Otras Ayudas</b>			4,983,629.46	13.43
Transferencias Internas y Asignaciones al Sector Público	80,000.00		2,723,021.99	7.34
Transferencias al Resto del Sector Público			-	0
Subsidios y Subvenciones			-	0
Ayudas Sociales	964,406.67		2,260,607.47	6.09
Pensiones y Jubilaciones			-	
Transferencias a Fideicomisos, Mandatos y Contratos			-	
Transferencias a la Seguridad Social			-	
Donativos			-	
Transferencias al Exterior			-	
<b>Participaciones y Aportaciones</b>			-	
Participaciones			-	
Aportaciones			-	
Convenios			-	
<b>Intereses, Comisiones y Otros Gastos de la Deuda Pública</b>			98,251.38	0.26
Intereses de la Deuda Pública	133,159.21		98,251.38	0.26
Comisiones de la Deuda Pública	75,448.34		-	
Gastos de la Deuda Pública			-	
Costo por Coberturas			-	
Apoyos Financieros			-	

**Municipio de San Ciró de Acosta, S.L.P.**  
**Estado de Actividades**  
**Del 1 de enero al 31 de diciembre de 2014**

	<u>2014</u>	<u>%</u>	<u>2013</u>	<u>%</u>
<b>Otros Gastos y Pérdidas Extraordinarias</b>			-	
Estimaciones, Depreciaciones, Deterioros, Obsolescencia			-	
Provisiones			-	
Disminución de Inventarios			-	
Aumento por Insuficiencia de Estimaciones por Pérdida o Deterioro y Obsolescencia			-	
Aumento por Insuficiencia de Provisiones			-	
Otros Gastos	376,011.11		-	
<b>Inversión Pública</b>			12,779,964.87	34.45
Inversión Pública no Capitalizable			12,779,964.87	34.45
<b>Total de Gastos y Otras Pérdidas</b>	<b>18,113,261.68</b>		<b>37,096,552.90</b>	<b>100</b>
<b>Resultados del Ejercicio (Ahorro/Desahorro)</b>	<b>29,408,698.55</b>		<b>111,777.66</b>	

  
**PRESIDENTE MUNICIPAL**  
  
**SINDICO MUNICIPAL**  


  
**TESORERO MUNICIPAL**  
  
**REGIDOR DE HACIENDA**  


**Estado de Variación en la Hacienda Pública  
DEL 1° DE ENE AL 31/DIC/2014**

(Cifras en pesos y centavos)

CONCEPTO	Hacienda Pública / Patrimonio Contribuido	Hacienda Pública / Patrimonio Generado de Ejercicios Anteriores	Hacienda Pública / Patrimonio Generado del Ejercicio	Ajustes por Cambios de Valor	TOTAL
<b>Hacienda Pública/Patrimonio Neto Final del Ejercicio Anterior</b>					
Rectificaciones de Resultados de Ejercicios Anteriores		-1,242,948.52			-1,242,948.52
Cambios por Políticas Contables y Cambios por Errores Contables					
	<u>0.00</u>	<u>-1,242,948.52</u>	<u>0.00</u>		<u>-1,242,948.52</u>
<b>Patrimonio Neto Inicial Ajustado del Ejercicio</b>					
Donaciones de Capital					
Variaciones de la Hacienda Pública/Patrimonio Neto del Ejercicio					
	<u>0.00</u>	<u>0.00</u>	<u>0.00</u>		<u>0.00</u>
<b>Variaciones de la Hacienda Pública/Patrimonio Neto del Ejercicio</b>					
Ganancias/Pérdidas por Revaluos					
Reservas					
Resultado del Ejercicio Anteriores			29,408,698.55		29,408,698.55
Otras variaciones de la Hacienda Pública/Patrimonio Neto		-57,596.96			-57,596.96
	<u>0.00</u>	<u>-57,596.96</u>	<u>29,408,698.55</u>		<u>29,351,101.59</u>
<b>Saldo Neto en la Hacienda Pública / Patrimonio del Ejercicio</b>	<u>0.00</u>	<u>-1,300,545.48</u>	<u>29,408,698.55</u>		<u>28,108,153.07</u>



C.P LUIS CARLOS PEREYRA GOVEA  
PRESIDENTE MUNICIPAL

*Leandro Ezequiel Robles J.*  
LEANDRO EZEQUIEL ROBLÉS JIMENEZ  
REGIDOR DE HACIENDA



LIC. PATRICIA GIL GRIMALDO  
TESORERO MUNICIPAL

*Moisés Jiménez Morales*  
C. MOISES JIMENEZ MORALES  
REGIDOR

**Municipio de San Ciro de Acosta, S.L.P.**  
**Estado de Flujos de Efectivo**  
**Del 2013 al 2014**

Concepto	2014	2,013.00
<b>Flujos de Efectivo de las Actividades de Operación</b>		
<b>Origen</b>	<b>47,351,244.23</b>	<b>37,074,916.56</b>
Impuestos	1,353,676.02	883,920.59
Cuotas y Aportaciones de Seguridad Social		-
Contribuciones de mejoras	2,150.00	628,754.00
Derechos	1,003,783.50	1,122,476.50
Productos de Tipo Corriente	4,287,934.34	3,216,593.64
Aprovechamientos de Tipo Corriente	300,604.70	471,251.51
Otras contribuciones Causadas en Ejercicios Anteriores		1,780.00
Ingresos por Venta de Bienes y Servicios		-
Ingresos no Comprendidos en las Fracciones de la Ley de Ingresos Causados en Ejercicios Fiscales Anteriores Pendientes de Liquidación o Pago		-
Participaciones y Aportaciones	40,397,462.25	30,749,234.02
Otros Ingresos /Beneficios		906.30
Transferencias, Asignaciones y Subsidios y Otras Ayudas	5,810.60	-
Otros Orígenes de Operación	177.18	-
<b>Aplicación</b>		<b>24,218,336.65</b>
Servicios Personales	10,958,021.58	11,203,367.62
Materiales y Suministros	2,384,129.66	3,318,735.91
Servicios Generales	3,142,085.11	4,712,603.66
Transferencias Internas y Asignaciones al Sector Público	1,044,406.67	4,983,629.46
Transferencias al resto del Sector Público		-
Subsidios y Subvenciones		-
Ayudas Sociales		-
Pensiones y Jubilaciones		-
Transferencias a Fideicomisos, Mandatos y Contratos Análogos		-
Transferencias a la Seguridad Social		-
Donativos		-
Transferencias al Exterior		-
Participaciones		-
Aportaciones		-
Convenios		-
Otras Aplicaciones de Operación	376,011.11	-
<b>Flujos Netos de Efectivo por Actividades de Operación</b>	<b>17,904,654.13</b>	<b>12,856,579.91</b>
<b>Flujos de Efectivo de las Actividades de Inversión</b>		
<b>Origen</b>		<b>-</b>
Bienes Inmuebles, Infraestructura y Construcciones en Proceso		-
Bienes Muebles		-
Otros Orígenes de Inversión		-
<b>Aplicación</b>		<b>-</b>
Bienes Inmuebles, Infraestructura y Construcciones en Proceso	26068292.42	724,305.59
Bienes Muebles		-
Otras Aplicaciones de Inversión	490898.51	-
<b>Flujos Netos de Efectivo por Actividades de Inversión</b>	<b>26,559,190.93</b>	<b>- 724,305.59</b>
<b>Flujo de Efectivo de las Actividades de Financiamiento</b>		
<b>Origen</b>		<b>1,557,483.61</b>
Endeudamiento Neto	3,827,656.88	
Interno		
Externo		
Incremento de Otros Pasivos	47,705,077.11	1,554,622.83
Disminución de Activos Financieros	46,683,402.23	2,860.78

**Municipio de San Ciró de Acosta, S.L.P.**  
**Estado de Flujos de Efectivo**  
**Del 2013 al 2014**

Concepto	2014	2013.00
Otros Orígenes de Financiamiento		
<b>Aplicación</b>		<b>102,962,510.48</b>
Incremento de Activos Financieros	49,311,969.55	204,200.08
Servicios de la Deuda	208,607.55	98,251.38
Disminucion de Otros Pasivos	53,020,605.58	118,876.34
Interno		-
Externo		-
Otras Aplicaciones de Financiamiento		-
<b>Flujos netos de Efectivo por Actividades de Financiamiento</b>	<b>-4325046.46</b>	<b>- 101,405,026.87</b>
<b>Incremento/Disminución Neta en el Efectivo y Equivalentes al Efectivo</b>	<b>- 1,062,882.52</b>	<b>1,963,414.62</b>
<b>Efectivo y Equivalentes al Efectivo al Inicio del Ejercicio</b>		<b>2,170,767.68</b>
<b>Efectivo y Equivalentes al Efectivo al Final del Ejercicio</b>	<b>-1062882.52</b>	<b>- 207,353.06</b>



PRESIDENTE MUNICIPAL



TESORERO MUNICIPAL

TESORERÍA MUNICIPAL  
 SAN CIRÓ DE ACOSTA, S.L.P.  
 ADMÓN 2012 - 2015

SINDICO MUNICIPAL

SINDICATURA MUNICIPAL  
 SAN CIRÓ DE ACOSTA, S.L.P.  
 ADMÓN 2012 - 2015

REGIDOR DE HACIENDA

MUNICIPIO DE SAN CIRO DE ACOSTA  
ESTADO DE SAN LUIS POTOSI  
**ESTADO ANALÍTICO DEL ACTIVO**  
Del 2 Enero al 31 Diciembre 2014

<b>CONCEPTO</b>		<b>Saldo Inicial 1</b>	<b>Cargos del Periodo 2</b>	<b>Abonos del Periodo 3</b>	<b>Saldo Final 4=(1+2-3)</b>	<b>Variación del Periodo (4-1)</b>
1111	EFFECTIVO	0.00	12,593.59	1,046.00	11,547.59	11,547.59
1111-01	CAJA GENERAL	0.00	2,593.59	1,046.00	1,547.59	1,547.59
1111-02	FONDO FIJO Tesorería	0.00	10,000.00	0.00	10,000.00	10,000.00
1112	BANCOS/TESORERÍA	0.00	53,414,532.29	54,488,962.40	-1,074,430.11	-1,074,430.11
1112-01	TESORERIA	0.00	18,506,641.40	18,486,804.91	19,836.49	19,836.49
1112-02	INFRAESTRUCTURA	0.00	10,062,164.85	9,998,659.61	63,505.24	63,505.24
1112-03	FORTAMUN	0.00	5,215,810.84	5,217,084.40	-1,273.56	-1,273.56
1112-04	OTROS PROGRAMAS	0.00	19,561,912.05	20,676,884.49	-1,114,972.44	-1,114,972.44
1112-05	BENEFICIARIOS	0.00	68,003.15	109,528.99	-41,525.84	-41,525.84
1113	BANCOS/DEPENDENCIAS Y OTROS	0.00	4,324,445.19	4,324,445.19	0.00	0.00
1113	BANCOS/DEPENDENCIAS Y OTROS	0.00	4,324,445.19	4,324,445.19	0.00	0.00
1122	CUENTAS POR COBRAR A CORTO PLAZO	0.00	39,429,982.87	39,429,982.87	0.00	0.00
1122	CUENTAS POR COBRAR A CORTO PLAZO	0.00	39,429,982.87	39,429,982.87	0.00	0.00
1123	DEUDORES DIVERSOS POR COBRAR A CORTO PLAZO	0.00	1,594,517.67	131,900.55	1,462,617.12	1,462,617.12
1123-01-01-C	Administracion 2009-2012	0.00	122,871.19	0.00	122,871.19	122,871.19
1123-01-01-C	Deudores Diversos R28 2014	0.00	678,365.19	473,364.55	205,000.64	205,000.64
1123-01-03-C	Deudores Diversos Fortamun 2014	0.00	793,281.29	-341,464.00	1,134,745.29	1,134,745.29
1124	INGRESOS POR RECUPERAR A CORTO PLAZO	0.00	7,125,758.56	7,121,518.81	4,239.75	4,239.75
1124	INGRESOS POR RECUPERAR A CORTO PLAZO	0.00	7,125,758.56	7,121,518.81	4,239.75	4,239.75
1125	DEUDORES POR ANTICIPOS DE LA TESORERÍA A CORTO PL	0.00	41,703.20	0.00	41,703.20	41,703.20
1125	DEUDORES POR ANTICIPOS DE LA TESORERÍA A	0.00	41,703.20	0.00	41,703.20	41,703.20
1126	PRÉSTAMOS OTORGADOS A CORTO PLAZO	0.00	18,177.20	0.00	18,177.20	18,177.20
1126	PRÉSTAMOS OTORGADOS A CORTO PLAZO	0.00	18,177.20	0.00	18,177.20	18,177.20
1129	OTROS DERECHOS A RECIBIR EFECTIVO O EQUIVALENTES	0.00	1,657,778.34	0.00	1,657,778.34	1,657,778.34
1129-01	Subsidio al Empleo	0.00	371,491.34	0.00	371,491.34	371,491.34
1129-02	Cuentas por Cobrar	0.00	250,970.00	0.00	250,970.00	250,970.00
1129-03	ANTICIPO DE IMPUESTOS	0.00	1,035,317.00	0.00	1,035,317.00	1,035,317.00
1235	CONSTRUCCIONES EN PROCESO EN BIENES DE DOMINIO P	0.00	23,369,288.91	0.00	23,369,288.91	23,369,288.91



**ESTADO ANALÍTICO DEL ACTIVO**

Del 2 Enero al 31 Diciembre 2014

<u>CONCEPTO</u>		Saldo Inicial 1	Cargos del Periodo 2	Abonos del Periodo 3	Saldo Final 4=(1+2-3)	Variación del Periodo (4-1)
1235-1	Edificación Habitacional en Proceso	0.00	1,976,727.89	0.00	1,976,727.89	1,976,727.89
1235-2	Edificación no Habitacional en Proceso	0.00	589,845.56	0.00	589,845.56	589,845.56
1235-3	Construcción de Obras para el Abastecimi	0.00	2,592,678.22	0.00	2,592,678.22	2,592,678.22
1235-4-02-00	1859 PAVIMENTACION CALLE BENITO JUAR	0.00	4,805,370.66	0.00	4,805,370.66	4,805,370.66
1235-5	Construcción de Vías de Comunicación en	0.00	1,643,699.21	0.00	1,643,699.21	1,643,699.21
1235-6	Otras Construcciones de Ingeniería Civil	0.00	11,760,967.37	0.00	11,760,967.37	11,760,967.37
1236	CONSTRUCCIONES EN PROCESO EN BIENES PROPIOS	0.00	2,699,003.51	0.00	2,699,003.51	2,699,003.51
1236-1	Edificación Habitacional en Proceso	0.00	1,292.50	0.00	1,292.50	1,292.50
1236-4	División de Terrenos y Construcción de O	0.00	2,697,711.01	0.00	2,697,711.01	2,697,711.01
1241	MOBILIARIO Y EQUIPO DE ADMINISTRACIÓN	0.00	111,707.47	0.00	111,707.47	111,707.47
1241-1	Muebles de Oficina y Estantería	0.00	27,781.63	0.00	27,781.63	27,781.63
1241-2	Muebles, Excepto de Oficina y Estantería	0.00	1,564.84	0.00	1,564.84	1,564.84
1241-3	Equipo de Cómputo y de Tecnologías de la	0.00	74,611.04	0.00	74,611.04	74,611.04
1241-9	Otros Mobiliarios y Equipos de Administr	0.00	7,749.96	0.00	7,749.96	7,749.96
1242	MOBILIARIO Y EQUIPO EDUCACIONAL Y RECREATIVO	0.00	68,850.49	0.00	68,850.49	68,850.49
1242-1	Equipos y Aparatos Audiovisuales	0.00	17,172.64	0.00	17,172.64	17,172.64
1242-9	Otro Mobiliario y Equipo Educativo y R	0.00	51,677.85	0.00	51,677.85	51,677.85
1243	EQUIPO E INSTRUMENTAL MÉDICO Y DE LABORATORIO	0.00	690.20	0.00	690.20	690.20
1243-1	Equipo Médico y de Laboratorio	0.00	690.20	0.00	690.20	690.20
1244	VEHICULOS Y EQUIPO DE TRANSPORTE	0.00	350,400.00	0.00	350,400.00	350,400.00
1244-1	Vehículos y Equipo Terrestre	0.00	350,400.00	0.00	350,400.00	350,400.00
1245	EQUIPO DE DEFENSA Y SEGURIDAD	0.00	10,196.91	0.00	10,196.91	10,196.91
1245	EQUIPO DE DEFENSA Y SEGURIDAD	0.00	10,196.91	0.00	10,196.91	10,196.91
1246	MAQUINARIA, OTROS EQUIPOS Y HERRAMIENTAS	0.00	129,598.82	0.00	129,598.82	129,598.82
1246-1	Maquinaria y Equipo Agropecuario	0.00	110,518.42	0.00	110,518.42	110,518.42
1246-5	Equipo de Comunicación y Telecomunicació	0.00	19,080.40	0.00	19,080.40	19,080.40
1251	SOFTWARE	0.00	193,812.80	0.00	193,812.80	193,812.80
1251	SOFTWARE	0.00	193,812.80	0.00	193,812.80	193,812.80
1271	ESTUDIOS, FORMULACIÓN Y EVALUACIÓN DE PROYECTOS	0.00	29,547.17	0.00	29,547.17	29,547.17
1271	ESTUDIOS, FORMULACIÓN Y EVALUACIÓN DE PR	0.00	29,547.17	0.00	29,547.17	29,547.17

MUNICIPIO DE SAN CIRO DE ACOSTA  
ESTADO DE SAN LUIS POTOSI  
**ESTADO ANALÍTICO DEL ACTIVO**  
Del 2 Enero al 31 Diciembre 2014

CONCEPTO	Saldo Inicial 1	Cargos del Periodo 2	Abonos del Periodo 3	Saldo Final 4=(1+2-3)	Variación del Periodo (4-1)
TOTAL DE ACTIVO	0.00	134,582,585.19	105,497,855.82	29,084,729.37	29,084,729.37



C.P LUIS CARLOS PEREYRA GOVEA  
PRESIDENTE MUNICIPAL

*Leandro Ezequiel Robles Jimenez*  
LEANDRO EZEQUIEL ROBLES JIMENEZ  
REGIDOR DE HACIENDA

*Patricia Gil Grimaldo*  
LIC. PATRICIA GIL GRIMALDO  
TESORERO MUNICIPAL

*C. Moises Jimenez Morales*  
C. MOISES JIMENEZ MORALES  
REGIDOR



SECRETARÍA MUNICIPAL  
SAN CIRO DE ACOSTA, S.L.P.  
ADMON. 2012 - 2015

**Estado Analítico del Pasivo**  
**Del 2 Enero al 31 Diciembre 2014**

<u>CONCEPTO</u>	<u>Saldo Inicial 1</u>	<u>Cargos de Periodo 2</u>	<u>Abonos de Periodo 3</u>	<u>Saldo Final 4=(1-2+3)</u>	<u>Variación del Periodo (4-1)</u>
<b>2111 SERVICIOS PERSONALES POR PAGAR A CORTO PLAZO</b>	<b>0.00</b>	<b>10,665,175.43</b>	<b>12,102,468.64</b>	<b>1,437,293.21</b>	<b>1,437,293.21</b>
<b>2111-0 Servicios Personales por Pagar a Corto P</b>	<b>0.00</b>	<b>1,558,720.54</b>	<b>1,899,890.92</b>	<b>341,170.38</b>	<b>341,170.38</b>
2111-0-1111 DIETAS	0.00	1,558,720.54	1,899,890.92	341,170.38	341,170.38
<b>2111-0-11 Compensaciones Ejercicio 2009</b>	<b>0.00</b>	<b>9,106,454.89</b>	<b>10,202,577.72</b>	<b>1,096,122.83</b>	<b>1,096,122.83</b>
2111-0-1111-001-01 MIGuel Montalvo Perez	0.00	0.00	54,450.00	54,450.00	54,450.00
2111-0-1111-001-02 Luis Gerardo Flores Zarate	0.00	0.00	15,097.50	15,097.50	15,097.50
2111-0-1111-002 Compensaciones Ejercicio 2013	0.00	0.00	236,054.70	236,054.70	236,054.70
2111-0-1131 SUELDO BASE	0.00	7,144,985.10	7,575,491.53	430,506.43	430,506.43
2111-0-1211 HORARIOS POR SERVICIOS PERSONALES	0.00	13,850.40	13,850.40	0.00	0.00
2111-0-1221 SUELDOS BASE AL PERSONAL EVENTUAL	0.00	45,460.00	45,460.00	0.00	0.00
2111-0-1323 GRATIFICACIÓN DE FIN DE AÑO	0.00	564,889.79	1,016,186.72	451,296.93	451,296.93
2111-0-1323-001 Aguinaldos Empleados Ejercicio 2013	0.00	576,364.84	485,082.11	-91,282.73	-91,282.73
2111-0-1331 REMUNERACIONES POR HORAS EXTRAORDINARIAS	0.00	1,800.00	1,800.00	0.00	0.00
2111-0-1521 INDEMNIZACIONES Y LIQUIDACIONES POR RETI	0.00	292,643.25	292,643.25	0.00	0.00
2111-0-AAC010403G28 AUTOMOTORES AVILA CAMACHO, S.A. DE C	0.00	43,856.16	43,856.16	0.00	0.00
2111-0-AAMA680412M95 ALFREDO ALVAREZ MALDONADO	0.00	10,444.44	10,444.44	0.00	0.00
2111-0-BMN930209927 BANCO MERCANTIL DEL NORTE	0.00	38,482.91	38,482.91	0.00	0.00
2111-0-CAAA730720Q41 ANGEL ELIAS CASTAÑEDA AGREDA	0.00	1,000.00	1,000.00	0.00	0.00
2111-0-CFE370814Q10 COMISION FEDERAL DE ELECTRICIDAD	0.00	500.00	500.00	0.00	0.00
2111-0-DJB850527F30 DISTRIBUIDORA ARCA CONTINENTAL S DE F	0.00	2,000.00	2,000.00	0.00	0.00
2111-0-GURJ821013K71 JUAN EDUARDO GUTIERREZ RUIZ	0.00	2,000.00	2,000.00	0.00	0.00
2111-0-LEI0906090L6 LETRAS E IMPRESIONES DE SAN LUIS POTOSI	0.00	8,000.00	8,000.00	0.00	0.00
2111-0-LOBA9411195H2 ANDREA LOZA BARRON	0.00	500.00	500.00	0.00	0.00
2111-0-MS850101SB4 MUNICIPIO DE SAN CIRO DE ACOSTA, SLP	0.00	7,593.86	7,593.86	0.00	0.00
2111-0-REVR820124Q85 RAFAEL IVAN REYES VELASCO	0.00	13,850.40	13,850.40	0.00	0.00
2111-0-RFC JESUS ARMANDO LEDEZMA AVILA	0.00	338,233.74	338,233.74	0.00	0.00
<b>2112 PROVEEDORES POR PAGAR A CORTO PLAZO</b>	<b>0.00</b>	<b>5,040,895.96</b>	<b>6,938,879.29</b>	<b>1,897,983.33</b>	<b>1,897,983.33</b>
<b>2112-0-01 Proveedores al 31 dic 2008</b>	<b>0.00</b>	<b>0.00</b>	<b>71,688.32</b>	<b>71,688.32</b>	<b>71,688.32</b>
2112-0-01-0001 Benjamin Flores Suarez	0.00	0.00	25,459.70	25,459.70	25,459.70
2112-0-01-0002 DAPAS	0.00	0.00	46,228.62	46,228.62	46,228.62
<b>2112-0-02 Proveedores 2009</b>	<b>0.00</b>	<b>0.00</b>	<b>9,287.40</b>	<b>9,287.40</b>	<b>9,287.40</b>
2112-0-02-0001 Hospital Central Dr Ignacio Morones Prie	0.00	0.00	1,099.40	1,099.40	1,099.40
2112-0-02-0002 Pedro Antonio Badillo R	0.00	0.00	8,188.00	8,188.00	8,188.00
<b>2112-0-03 Proveedores 2009 R 33</b>	<b>0.00</b>	<b>0.00</b>	<b>1,381.13</b>	<b>1,381.13</b>	<b>1,381.13</b>
2112-0-03-0001 cadeco sa de c v	0.00	0.00	1,381.13	1,381.13	1,381.13
<b>2112-0-04 Proveedores 2009 2012</b>	<b>0.00</b>	<b>0.00</b>	<b>29,033.22</b>	<b>29,033.22</b>	<b>29,033.22</b>
2112-0-04-0001 perlse sa de c v	0.00	0.00	29,033.22	29,033.22	29,033.22

**Estado Analítico del Pasivo**  
**Del 2 Enero al 31 Diciembre 2014**

<u>CONCEPTO</u>	Saldo Inicial 1	Cargos de Periodo 2	Abonos de Periodo 3	Saldo Final 4=(1-2+3)	Variación del Periodo (4-1)
<b>2112-0-05 Pasivos al 31 de diciembre 2010</b>	<b>0.00</b>	<b>0.00</b>	<b>7,742.16</b>	<b>7,742.16</b>	<b>7,742.16</b>
2112-0-05-0001 Pasivos al 31 diciembre 2010	0.00	0.00	7,742.16	7,742.16	7,742.16
<b>2112-0-06 Pasivo a Sept 2012 R 33</b>	<b>0.00</b>	<b>0.00</b>	<b>33,958.33</b>	<b>33,958.33</b>	<b>33,958.33</b>
2112-0-06-0001 Telefonos de Mexico	0.00	0.00	6,616.00	6,616.00	6,616.00
2112-0-06-0002 Miguel Angel Aguirre Compean	0.00	0.00	3,538.00	3,538.00	3,538.00
2112-0-06-0003 Ferretera la Selecccion sa c v	0.00	0.00	604.33	604.33	604.33
2112-0-06-0004 Torres y Blazquez Abogados	0.00	0.00	23,200.00	23,200.00	23,200.00
<b>2112-0-07 Pasivos Oct - Dic 2012</b>	<b>0.00</b>	<b>49,666.50</b>	<b>82,357.54</b>	<b>32,691.04</b>	<b>32,691.04</b>
2112-0-07-0001 Tomas Mendez Oviedo	0.00	15,075.95	5,633.25	-9,442.70	-9,442.70
2112-0-07-0002 Transportes Vencedor sa de cv	0.00	0.00	-10,500.00	-10,500.00	-10,500.00
2112-0-07-0003 Direccion de Agua Potable	0.00	0.00	28,975.00	28,975.00	28,975.00
2112-0-07-0004 Roxana Beatriz Arellano	0.00	0.00	2,610.00	2,610.00	2,610.00
2112-0-07-0005 Sergio Gama Dufour	0.00	0.00	2,389.40	2,389.40	2,389.40
2112-0-07-0006 Maria Sabina Olvera Carpio	0.00	4,872.00	6,065.15	1,193.15	1,193.15
2112-0-07-0007 Jesus Armando Ledezma Avila	0.00	0.00	17,400.00	17,400.00	17,400.00
2112-0-07-0008 Alfredo Almazan Ibarra	0.00	0.00	-5,800.00	-5,800.00	-5,800.00
2112-0-07-0009 Mercantil Distribuidora SA de Cv	0.00	4,867.50	-367.20	-5,234.70	-5,234.70
2112-0-07-0010 Margarita Tello Fuentes	0.00	3,182.01	740.00	-2,442.01	-2,442.01
2112-0-07-0011 Lidio Chavero Rosas	0.00	2,772.40	510.40	-2,262.00	-2,262.00
2112-0-07-0012 Jose Antonio Balderas P	0.00	2,200.00	3,043.60	843.60	843.60
2112-0-07-0013 Fernando Rostro Padron	0.00	0.00	2,700.00	2,700.00	2,700.00
2112-0-07-0014 Distribuidora Arca Continental	0.00	10,314.04	6.00	-10,308.04	-10,308.04
2112-0-07-0015 Victor Angel Mancilla Cervantes	0.00	6,382.60	600.00	-5,782.60	-5,782.60
2112-0-07-0016 Edna Paula Flores Zarate	0.00	0.00	0.03	0.03	0.03
2112-0-07-0017 2% sobre Nomina	0.00	0.00	28,351.91	28,351.91	28,351.91
<b>2112-0-08 Proveedores 2013</b>	<b>0.00</b>	<b>4,192,933.19</b>	<b>5,883,644.64</b>	<b>1,690,711.45</b>	<b>1,690,711.45</b>
2112-0-08-0001 Enrique Hernandez Calvillo	0.00	0.00	33,000.00	33,000.00	33,000.00
2112-0-08-0002 Juan Arturo Cruz Alatorre	0.00	0.00	30,000.00	30,000.00	30,000.00
2112-0-08-0003 Tomas Mendez Oviedo	0.00	0.00	15,080.35	15,080.35	15,080.35
2112-0-08-0004 Jose Luis Tenorio Hernandez	0.00	23,332.00	23,334.00	2.00	2.00
2112-0-08-0005 Simon Hermanos Sa Cv	0.00	5,196.00	11,568.00	6,372.00	6,372.00
2112-0-08-0006 Maria Sabina Olvera Carpio	0.00	4,872.00	9,744.00	4,872.00	4,872.00
2112-0-08-0007 Alfredo Almazan Ibarra	0.00	5,800.00	11,600.00	5,800.00	5,800.00
2112-0-08-0008 Ma. de Jesus Torre Orduña	0.00	7,945.03	15,095.04	7,150.01	7,150.01
2112-0-08-0009 Jose Antonio Balderas P	0.00	0.00	14,321.50	14,321.50	14,321.50
2112-0-08-0010 Pinturas y Recubrimientos	0.00	2,605.86	6,544.83	3,938.97	3,938.97
2112-0-08-0011 Lidio Chavero Rosas	0.00	0.00	2,772.40	2,772.40	2,772.40
2112-0-08-0012 Gregoria Govea Padron	0.00	9,454.00	9,454.00	0.00	0.00
2112-0-08-0013 Ma. Abraham Moreno Rodriguez	0.00	9,732.40	17,400.00	7,667.60	7,667.60
2112-0-08-0014 Edith Veronica Cervantes	0.00	0.00	5,692.80	5,692.80	5,692.80
2112-0-08-0015 Mercantil Distribuidora sa c v	0.00	0.00	16,666.50	16,666.50	16,666.50
2112-0-08-0016 Margarita Tello Fuentes	0.00	0.00	4,219.19	4,219.19	4,219.19
2112-0-08-0017 Serapio Jose Cruz Mendoza	0.00	0.00	10,034.00	10,034.00	10,034.00

**Estado Analítico del Pasivo**

**Del 2 Enero al 31 Diciembre 2014**

<u>CONCEPTO</u>	Saldo Inicial 1	Cargos de Periodo 2	Abonos de Periodo 3	Saldo Final 4=(1-2+3)	Variación del Periodo (4-1)
2112-0-08-0018 Erik Everardo aguilar	0.00	0.00	11,000.00	11,000.00	11,000.00
2112-0-08-0019 Rafael Hernandez Frergrino	0.00	0.00	26,988.56	26,988.56	26,988.56
2112-0-08-0020 Luis Angel Mendez Nieto	0.00	0.00	12,812.14	12,812.14	12,812.14
2112-0-08-0021 Hector Gavifio Muñoz	0.00	0.00	5,756.01	5,756.01	5,756.01
2112-0-08-0022 Jesus Armando Ledezma	0.00	0.00	9,325.01	9,325.01	9,325.01
2112-0-08-0023 Pablo Berrones Garcia	0.00	0.00	61,490.94	61,490.94	61,490.94
2112-0-08-0024 Sergio Gama Dufour	0.00	0.00	11,225.50	11,225.50	11,225.50
2112-0-08-0025 Distribuidora Arca Continental	0.00	0.00	10,314.04	10,314.04	10,314.04
2112-0-08-0026 Letras e Impresiones de San Luis	0.00	0.00	6,812.00	6,812.00	6,812.00
2112-0-08-0027 Juan Eduardo Gutierrez	0.00	0.00	81,812.17	81,812.17	81,812.17
2112-0-08-0028 Abraham Ismael Lara Hernandez	0.00	0.00	8,300.00	8,300.00	8,300.00
2112-0-08-0029 Martin Jaime Rodriguez Moreno	0.00	0.00	18,484.60	18,484.60	18,484.60
2112-0-08-0030 Maderas y Materiales de Rio verde	0.00	0.00	5,484.70	5,484.70	5,484.70
2112-0-08-0031 Pedro Perales Castillo	0.00	0.00	377.93	377.93	377.93
2112-0-08-0032 Ma. Guadalupe Dosal Cervantes	0.00	0.00	5,300.00	5,300.00	5,300.00
2112-0-08-0033 Transportes Vencedor	0.00	0.00	6,000.00	6,000.00	6,000.00
2112-0-08-0034 Pablo Antonio Ruiz Hernandez	0.00	0.00	928.00	928.00	928.00
2112-0-08-0035 Leobardo Garcia Aguilar	0.00	0.00	5,653.00	5,653.00	5,653.00
2112-0-08-0037 Funerales Recendiz sa cv	0.00	0.00	1,000.00	1,000.00	1,000.00
2112-0-08-0038 Graciela Guerrero Reyes	0.00	0.00	17,956.41	17,956.41	17,956.41
2112-0-08-0039 Torres Blazquez Y Abogados	0.00	0.00	27,840.00	27,840.00	27,840.00
2112-0-08-0040 Sidronio Rodriguez San juan	0.00	0.00	799.38	799.38	799.38
2112-0-08-0041 Fidel Espinoza Guerrero	0.00	0.00	10,727.10	10,727.10	10,727.10
2112-0-08-0042 Juan Govea Arcos	0.00	0.00	6,778.80	6,778.80	6,778.80
2112-0-08-0043 Abraham Rostro Amador	0.00	0.00	600.00	600.00	600.00
2112-0-08-0044 Mario Alberto Cardenas	0.00	0.00	13,919.98	13,919.98	13,919.98
2112-0-08-0045 Adrian Galomo Martinez	0.00	0.00	8,941.06	8,941.06	8,941.06
2112-0-08-0046 Pablo Silva Hernandez	0.00	0.00	27,568.00	27,568.00	27,568.00
2112-0-08-0048 Guillermina Rodriguez O	0.00	0.00	28,822.60	28,822.60	28,822.60
2112-0-08-0049 Angel Elias Castañeda Agreda	0.00	0.00	26,650.00	26,650.00	26,650.00
2112-0-08-0050 Vehiculos Automotrices	0.00	0.00	2,143.15	2,143.15	2,143.15
2112-0-08-0051 Maria de Jesus segura C	0.00	0.00	8,499.99	8,499.99	8,499.99
2112-0-08-0052 Victor Angel Mancilla Cervantes	0.00	0.00	6,382.60	6,382.60	6,382.60
2112-0-2111 MATERIALES, ÚTILES Y EQUIPOS MERES DE OF	0.00	4,371.36	4,371.36	0.00	0.00
2112-0-2151 MATERIAL IMPRESO E INFORMACIÓN DIGITAL	0.00	2,600.40	2,600.40	0.00	0.00
2112-0-2161 MATERIAL DE LIMPIEZA	0.00	6,564.65	6,564.65	0.00	0.00
2112-0-2211 ALIMENTACIÓN EN OFICINAS O LUGARES DE TR	0.00	334.08	334.08	0.00	0.00
2112-0-2212 ALIMENTACIÓN EN EVENTOS OFICIALES	0.00	926.00	926.00	0.00	0.00
2112-0-2231 UTENLIOS PARA EL SERVICIO DE ALIMENTACIÓ	0.00	499.99	499.99	0.00	0.00
2112-0-2461 MATERIAL ELÉCTRICO Y ELECTRÓNICO	0.00	3,480.00	3,480.00	0.00	0.00
2112-0-2611 COMBUSTIBLES, LUBRICANTES Y ADITIVOS	0.00	64,549.65	64,549.65	0.00	0.00
2112-0-2731 ARTÍCULOS DEPORTIVOS	0.00	696.00	696.00	0.00	0.00
2112-0-2821 MATERIALES DE SEGURIDAD PÚBLICA	0.00	4,314.00	4,314.00	0.00	0.00

**Estado Analítico del Pasivo**

Del 2 Enero al 31 Diciembre 2014

<u>CONCEPTO</u>	Saldo Inicial 1	Cargos de Periodo 2	Abonos de Periodo 3	Saldo Final 4=(1-2+3)	Variación del Periodo (4-1)
2112-0-2911 HERRAMIENTAS MERES	0.00	2,722.00	2,722.00	0.00	0.00
2112-0-2921 REFACCIONES Y ACCESORIOS MERES DE EDIFIC	0.00	1,442.05	1,442.05	0.00	0.00
2112-0-2941 REFACCIONES Y ACCESORIOS MERES DE EQUIPO	0.00	5,556.40	5,556.40	0.00	0.00
2112-0-2961 REFACCIONES Y ACCESORIOS MERES DE EQUIPO	0.00	2,500.20	2,500.20	0.00	0.00
2112-0-2991 REFACCIONES Y ACCESORIOS MERES OTROS BIE	0.00	919.80	919.80	0.00	0.00
2112-0-3221 ARRENDAMIENTO DE EDIFICIOS	0.00	4,200.00	4,200.00	0.00	0.00
2112-0-3311 SERVICIOS LEGALES, DE CONTABILIDAD, AUDI	0.00	4,377.35	4,377.35	0.00	0.00
2112-0-3321 SERVICIOS DE DISEÑO, ARQUITECTURA, INGEN	0.00	2,900.00	2,900.00	0.00	0.00
2112-0-3361 SERVICIOS DE APOYO ADMINISTRATIVO, FOTOC	0.00	2,800.00	2,800.00	0.00	0.00
2112-0-3411 SERVICIOS FINANCIEROS Y BANCARIOS	0.00	38,044.65	38,044.65	0.00	0.00
2112-0-3451 SEGURO DE BIENES PATRIMONIALES	0.00	10,639.05	10,639.05	0.00	0.00
2112-0-3511 CONSERVACIÓN Y MANTENIMIENTO MER DE INMU	0.00	1,087.20	1,087.20	0.00	0.00
2112-0-3531 INSTALACIÓN, REPARACIÓN Y MANTENIMIENTO	0.00	3,480.00	3,480.00	0.00	0.00
2112-0-3551 Reparación y mantenimiento de equipo de	0.00	26,615.28	26,615.28	0.00	0.00
2112-0-3611 DIFUSIÓN POR RADIO, TELEVISIÓN Y OTROS MEDIO	0.00	15,000.00	15,000.00	0.00	0.00
2112-0-3613 SERVICIOS DE IMPREÓN Y REPRODUCCIÓN	0.00	1,000.00	1,000.00	0.00	0.00
2112-0-3651 SERVICIOS DE LA INDUSTRIA FÍLMICA, DEL S	0.00	312.00	312.00	0.00	0.00
2112-0-3751 VIÁTICOS EN EL PAÍS	0.00	167,150.47	191,749.81	24,599.34	24,599.34
2112-0-3811 GASTOS DE CEREMONIAL	0.00	23,327.98	23,327.98	0.00	0.00
2112-0-3821 GASTOS DE ORDEN SOCIAL Y CULTURAL	0.00	58,043.60	58,043.60	0.00	0.00
2112-0-3841 EXPOCIONES	0.00	3,462.25	3,462.25	0.00	0.00
2112-0-3843 ESPECTACULOS CULTURALES	0.00	1,000.00	1,000.00	0.00	0.00
2112-0-3851 GASTOS DE REPRESENTACIÓN	0.00	1,454.40	1,454.40	0.00	0.00
2112-0-3911 SERVICIOS FUNERARIOS Y DE CEMENTERIOS	0.00	928.00	928.00	0.00	0.00
2112-0-3921 IMPUESTOS Y DERECHOS	0.00	4,136.00	4,136.00	0.00	0.00
2112-0-3951 PENAS, MULTAS, ACCESORIOS Y ACTUALIZACIO	0.00	19,370.00	19,370.00	0.00	0.00
2112-0-AAC010403G28 AUTOMOTORES AVILA CAMACHO, S.A. DE C	0.00	16,159.56	16,159.56	0.00	0.00
2112-0-AACL6508196K3 LAURA DEL CARMEN AVALOS CRUZ	0.00	0.00	845.00	845.00	845.00
2112-0-AEOR811124TEA ROXANA BEATRIZ ARELLANO OCHOA	0.00	8,140.80	8,140.80	0.00	0.00
2112-0-AUZE771203A54 ERIK EVERARDO AGUILAR ZUÑIGA	0.00	5,000.00	29,100.00	24,100.00	24,100.00
2112-0-BAJE7806088F8 EDGAR JESUS BATRES JONGUITUD	0.00	27,454.02	40,446.02	12,992.00	12,992.00
2112-0-BAPA7306136Z1 JOSE ANTONIO BALDERAS PADRON	0.00	15,510.74	30,596.69	15,085.95	15,085.95
2112-0-BAPA771227PS7 ANTONIO BARRERA PONCE	0.00	0.00	21,137.52	21,137.52	21,137.52
2112-0-BEGP650322DR7 PABLO BERRONES GARCIA	0.00	0.00	2,292.80	2,292.80	2,292.80
2112-0-BLU1206132H4 BLURMA SA DE C V	0.00	2,192.40	2,192.40	0.00	0.00
2112-0-BMN930209927 BANCO MERCANTIL DEL NORTE	0.00	20,749.88	20,749.88	0.00	0.00
2112-0-CAAA730720Q41 ANGEL ELIAS CASTAÑEDA AGREDA	0.00	15,177.87	15,177.87	0.00	0.00
2112-0-CAD850514L17 CADECO SA CV	0.00	775.67	775.67	0.00	0.00
2112-0-CASJ640903351 JUAN MARTIN CANO SILVA	0.00	12,000.00	12,000.00	0.00	0.00
2112-0-CCA020122E4A COMBUSTIBLES CASTILLA, S.A. DE C.V.	0.00	5,613.10	5,613.10	0.00	0.00
2112-0-CCK130813CW9 CONSTRUCTORA Y COMERCIALIZADORA F	0.00	1,482.36	1,482.36	0.00	0.00
2112-0-CEDE7612034U2 EDITH VERONICA CERVANTES DIAZ	0.00	5,266.40	6,666.52	1,400.12	1,400.12
2112-0-CFE370814Q10 COMISION FEDERAL DE ELECTRICIDAD	0.00	146,414.63	146,414.63	0.00	0.00

**Estado Analítico del Pasivo**

**Del 2 Enero al 31 Diciembre 2014**

<u>CONCEPTO</u>	Saldo Inicial 1	Cargos de Periodo 2	Abonos de Periodo 3	Saldo Final 4=(1-2+3)	Variación del Periodo (4-1)
2112-0-CNO070418M68 CONTABILIDAD NORMATIVA	0.00	19,150.32	212,290.32	193,140.00	193,140.00
2112-0-COP920428Q20 COPPEL, S.A. DE C.V.	0.00	2,000.00	2,000.00	0.00	0.00
2112-0-CPS7907244H2 CIA. PERIODISTICA DEL SOL DE SAN LUIS PC	0.00	0.00	3,480.00	3,480.00	3,480.00
2112-0-DEDF600301TS4 DELGADO DIAZ MA. FELIX	0.00	3,536.72	3,536.72	0.00	0.00
2112-0-DITR820214677 ROSENDO DIAZ TOLENTINO	0.00	1,020.00	1,020.00	0.00	0.00
2112-0-DJB850527F30 DISTRIBUIDORA ARCA CONTINENTAL S DE F	0.00	24,198.27	30,849.16	6,650.89	6,650.89
2112-0-DOCG460708UX9 MA. GUADALUPE DOSAL CERVANTES	0.00	74,400.00	74,400.00	0.00	0.00
2112-0-EIGF820312KK4 FIDEL ESPINOZA GUERRERO	0.00	0.00	20,703.10	20,703.10	20,703.10
2112-0-EIGF820323KK5 FIDEL ESPINOZA GUERRERO	0.00	10,727.10	10,727.10	0.00	0.00
2112-0-FEHM730918KC2 JOSE MANUEL FERRETIZ HERNANDEZ	0.00	3,480.00	3,480.00	0.00	0.00
2112-0-FORG630510KP0 GERMAN FLORES REYES	0.00	10.32	10.32	0.00	0.00
2112-0-FOSJ740331MQ9 J BENJAMIN FLORES SUAREZ	0.00	4,500.00	9,000.00	4,500.00	4,500.00
2112-0-FRE8408035WA FUNERALES RESENDIZ, S.A. DE C.V.	0.00	0.00	23,500.01	23,500.01	23,500.01
2112-0-FSE101203HBA FERRETERA LA SELECCIONS DE RL DE CV	0.00	0.00	83,416.24	83,416.24	83,416.24
2112-0-GACM830423143 MAYRA GALINDO CONTRERAS	0.00	2,762.72	2,762.72	0.00	0.00
2112-0-GALJ881124PWA JORGE VALENTIN GARCIA LARA	0.00	20.64	20.64	0.00	0.00
2112-0-GAMA750305RQ8 ADRIAN GALOMO MARTINEZ	0.00	0.00	3,185.33	3,185.33	3,185.33
2112-0-GAMH6510226K7 HECTOR GAVIÑO MUÑOZ	0.00	20,622.02	20,622.02	0.00	0.00
2112-0-GASM670624B49 MARCO ANTONIO GARCIA SANCHEZ	0.00	3,832.10	3,832.10	0.00	0.00
2112-0-GES850101L4A GOBIERNO DEL ESTADO DE SAN LUIS POTO	0.00	37,180.00	37,180.00	0.00	0.00
2112-0-GHM8808129A7 GRUPO HOTELERO MARIA DOLORES DE RI	0.00	35,000.00	35,285.00	285.00	285.00
2112-0-GOAJ741222928 JUAN GOVEA ARCOS	0.00	11,430.46	11,430.46	0.00	0.00
2112-0-GOAL640329FT6 LUIS ENRIQUE GONZALEZ AMARO	0.00	30.96	30.96	0.00	0.00
2112-0-GOGP860629MN7 PEDRO PABLO GOVEA GONZALEZ	0.00	0.00	6,247.50	6,247.50	6,247.50
2112-0-GOHM640222ITA MARGARITA GONZALEZ HERNANDEZ	0.00	1,150.00	1,150.00	0.00	0.00
2112-0-GOMC681210KG7 CARLOS GONZALEZ MURILLO	0.00	0.00	20,482.40	20,482.40	20,482.40
2112-0-GOPB551202D36 BIBIANO GONZALEZ PEDRAZA	0.00	2,099.60	2,099.60	0.00	0.00
2112-0-GOPG7109135N9 GREGORIA GOVEA PADRON	0.00	12,470.00	21,712.00	9,242.00	9,242.00
2112-0-GUAL650417P8A LEOBARDO GUERRERO AGUILAR	0.00	5,625.39	6,848.39	1,223.00	1,223.00
2112-0-GURG521104PPS GRACIELA GUERRERO REYES	0.00	70,137.19	70,730.31	593.12	593.12
2112-0-GURJ821013K71 JUAN EDUARDO GUTIERREZ RUIZ	0.00	182,931.73	416,994.25	234,062.52	234,062.52
2112-0-HDM851210QB2 HOTEL MARIA DOLORES	0.00	2,675.00	2,675.00	0.00	0.00
2112-0-HECE610326243 ENRIQUE HERNANDEZ CALVILLO	0.00	487,200.00	487,200.00	0.00	0.00
2112-0-HEVL5505207JH MARIA DE LOURDES HERRERA VELAZQUE	0.00	3,200.33	3,200.33	0.00	0.00
2112-0-HMD851210QB2 CIA HOTELERA MARIA DOLORES SA DE CV	0.00	0.00	12,035.00	12,035.00	12,035.00
2112-0-HUPN800326KJ0 NESTOR HUERTA PADILLA	0.00	4,680.31	9,350.30	4,669.99	4,669.99
2112-0-IDT7304062KA INDETEC	0.00	10.32	10.32	0.00	0.00
2112-0-IOQE880512769 ELIZABETH OVIEDO QUINTERO	0.00	11,195.04	11,195.04	0.00	0.00
2112-0-IZM111020C38 INFORMAS ZONA MEDIA SA DE CV	0.00	8,133.23	8,133.23	0.00	0.00
2112-0-LAHA820416756 ABRAHAM ISMAEL LARA HERNANDEZ	0.00	0.00	11,300.00	11,300.00	11,300.00
2112-0-LAU960131S97 LUMI AUTOMOTRIZ, S.A. DE C.V.	0.00	2,792.96	5,138.78	2,345.82	2,345.82
2112-0-LEAJ780115QU3 JESUS ARMANDO LEDEZMA AVILA	0.00	24,901.61	25,307.61	406.00	406.00
2112-0-LEI0906090L6 LETRAS E IMPRESIONES DE SAN LUIS POTOS	0.00	75,865.28	83,165.28	7,300.00	7,300.00

**Estado Analítico del Pasivo**

**Del 2 Enero al 31 Diciembre 2014**

<u>CONCEPTO</u>	Saldo Inicial 1	Cargos de Periodo 2	Abonos de Periodo 3	Saldo Final 4=(1-2+3)	Variación del Periodo (4-1)
2112-0-LEI090609DL6 LETRAS E IMPRESIONES DE SAN LUIS POTOS	0.00	6,612.00	6,612.00	0.00	0.00
2112-0-LIC950821M84 LICONSA SA DE C V	0.00	1,210.92	1,210.92	0.00	0.00
2112-0-LIRA710804A13 ALFREDO LIMON ROBLES	0.00	954.00	954.00	0.00	0.00
2112-0-LOBA9411195H2 ANDREA LOZA BARRON	0.00	8,340.74	8,340.74	0.00	0.00
2112-0-LORH670922UQ6 HECTOR LOPEZ RODRIGUEZ	0.00	90,000.00	90,000.00	0.00	0.00
2112-0-LOVJ640214MA0 JOSE DE JESUS LOREDO VELARDE	0.00	9,558.40	11,901.60	2,343.20	2,343.20
2112-0-MAMM790108SP8 MOISES MANCILLA MONTOYA	0.00	638.00	638.00	0.00	0.00
2112-0-MDI361221UU0 MERCANTIL DISTRIBUIDORA S.A. DE C.V.	0.00	58,173.31	73,180.23	15,006.92	15,006.92
2112-0-MENL860630L71 LUIS ANGEL MENDEZ NIETO	0.00	21,312.84	35,375.54	14,062.70	14,062.70
2112-0-MEOT540307550 TOMAS MENDEZ OVIEDO	0.00	1,291,857.52	1,347,801.58	55,944.06	55,944.06
2112-0-MIHF690504I7A FROILAN MIRANDA HERNANDEZ	0.00	0.00	696.00	696.00	696.00
2112-0-MOMG670120210 FALTA NOMBRE	0.00	2,946.00	2,946.00	0.00	0.00
2112-0-MORM520316RP6 MA. ABRAHAM MORENO RODRIGUEZ	0.00	2,330.32	31,330.32	29,000.00	29,000.00
2112-0-MS850101SB4 MUNICIPIO DE SAN CIRO DE ACOSTA, SLP	0.00	13.92	13.92	0.00	0.00
2112-0-OECS7007222D8 MARIA SABINA OLVERA CARPIO	0.00	12,180.00	21,924.00	9,744.00	9,744.00
2112-0-OIGS811016V29 SANDRA PATRICIA ORTIZ GONZALEZ	0.00	1,043.68	1,043.68	0.00	0.00
2112-0-OIND900402GV6 DAVID OVIEDO NARVAIZ	0.00	812.00	812.00	0.00	0.00
2112-0-OIQE880512769 ELIZABETH OVIEDO QUINTERO	0.00	16,460.44	16,460.44	0.00	0.00
2112-0-PAHA381705BC2 ANTONIO PADILLA HERNANDEZ	0.00	2,800.34	2,800.34	0.00	0.00
2112-0-PECP421019GBA PEDRO PERALES CASTILLO	0.00	0.00	10,497.98	10,497.98	10,497.98
2112-0-PEMP6305234D1 PATRICIA DEL CARMEN PEREZ MARTINEZ	0.00	2,910.32	21,660.56	18,750.24	18,750.24
2112-0-PIT080214P83 PROYECTOS INTEGRALES TIF SA CV	0.00	250.67	250.67	0.00	0.00
2112-0-PRA110720K36 PINTURAS Y RECUBRIMIENTOS ALTIPLANO	0.00	4,453.97	4,903.93	449.96	449.96
2112-0-QUAA5410082M1 ARTURO ABEL QUIÑONEZ AMEZQUITA	0.00	0.00	5,568.00	5,568.00	5,568.00
2112-0-QUPJ6902122H7 JUAN MANUEL QUEVEDO PERALES	0.00	4,800.02	4,800.02	0.00	0.00
2112-0-RDI841003QJ4 RADIO MOVIL DIPSA S.A DE C.V.	0.00	50,335.08	50,335.08	0.00	0.00
2112-0-ROAA711011CF7 ABRAHAM ROSTRO AMADOR	0.00	64,239.43	64,239.43	0.00	0.00
2112-0-ROBD690408186 JOSE DAGOBERTO RODRIGUEZ BARRAGAN	0.00	9,825.20	39,016.60	29,191.40	29,191.40
2112-0-ROCI6012063F0 JUAN GABRIEL RODRIGUEZ CASTRO	0.00	4,640.00	4,640.00	0.00	0.00
2112-0-ROGG6605046V2 GUILLERMINA RODRIGUEZ GUERRERO	0.00	7,342.80	7,342.80	0.00	0.00
2112-0-ROMM690327R21 MARTIN JAIME RODRIGUEZ MORENO	0.00	200,117.45	237,029.07	36,911.62	36,911.62
2112-0-ROOM661206TC1 MARICELA RODRIGUEZ OVIEDO	0.00	1,749.89	1,749.89	0.00	0.00
2112-0-RUML670621412 LUIS MARTINEZ RUBIO	0.00	58,000.00	58,000.00	0.00	0.00
2112-0-SALA741203GS7 AGUEDA SANCHEZ LUNA	0.00	0.00	1,160.00	1,160.00	1,160.00
2112-0-SAMR8109017S7 MARIA DEL ROCIO SALINAS MARTINEZ	0.00	8,251.60	10,451.60	2,200.00	2,200.00
2112-0-SAOE641120592 EDMUNDO SANCHEZ OROZCO	0.00	6,242.74	6,242.74	0.00	0.00
2112-0-SAPI730814IK8 MA. IMELDA SANCHEZ PEREZ	0.00	0.00	464.00	464.00	464.00
2112-0-SDI880506LG4 BANCO MERCANTIL DEL NORTE	0.00	6,458.02	6,458.02	0.00	0.00
2112-0-SECJ710922460 MARIA DE JESUS SEGURA CRUZ	0.00	1,677.00	1,740.00	63.00	63.00
2112-0-SEM0301217Z2 SISTEMAS EQUIPOS Y MAQUINARIA PARA E	0.00	5,718.97	5,718.97	0.00	0.00
2112-0-SHE9712309F2 SIMON HERMANOS, S.A. DE C.V.	0.00	0.00	3,509.00	3,509.00	3,509.00
2112-0-SIHP600626D90 PABLO SILVA HERNANDEZ	0.00	0.00	1,100.00	1,100.00	1,100.00
2112-0-SMM970425PQ3 SUPER MAYOREO Y MENUDEO SA DE CV	0.00	25,401.70	39,102.40	13,700.70	13,700.70



**Estado Analítico del Pasivo**  
**Del 2 Enero al 31 Diciembre 2014**

<u>CONCEPTO</u>	Saldo Inicial 1	Cargos de Periodo 2	Abonos de Periodo 3	Saldo Final 4=(1-2+3)	Variación del Periodo (4-1)
2112-0-SUPO7704226M4 OCTAVIO AGUILERA PEREZ	0.00	0.00	3,260.00	3,260.00	3,260.00
2112-0-TBA100106FG3 TORRES Y BLASQUEZ ABOGADOS, S.D.	0.00	0.00	13,920.00	13,920.00	13,920.00
2112-0-TEFM531201P92 MARGARITA TELLO FUENTES	0.00	2,760.99	6,628.02	3,867.03	3,867.03
2112-0-TER070321L55 TRANSPORTACIONES MEJECUTIVAS DE RIO	0.00	3,964.64	10,632.64	6,668.00	6,668.00
2112-0-TME840315KT6 TELEFONOS DE MEXICO	0.00	118,464.16	118,464.16	0.00	0.00
2112-0-TOC980217ET1 TOCOFA SA CV	0.00	4,278.96	4,278.96	0.00	0.00
2112-0-TOOJ651111DZ4 MA JESUS TORRES ORDUÑA	0.00	710.32	9,140.32	8,430.00	8,430.00
2112-0-TOVI7303063A6 VICTOR ROGELIO TOSCANO	0.00	2,900.00	2,900.00	0.00	0.00
2112-0-VACF860324QJA FRANCISCO VARGAS CRUZ	0.00	1,692.32	1,692.32	0.00	0.00
2112-0-VAP900323TA8 VEHICULOS AUTOMOTRICES POTOSINOS S/	0.00	2,143.15	2,143.15	0.00	0.00
2112-0-VETL690324241 JOSE LUIS VELARDE TORRES	0.00	22,000.01	22,000.01	0.00	0.00
2112-0-YUNA810925T66 ALEJANDRO YUSSEFF NIEVES	0.00	44,999.88	44,999.88	0.00	0.00
2112-0-ZATJ7909164I1 JOSE DE JESUS ZAMARRON TAPIA	0.00	8,710.32	17,410.32	8,700.00	8,700.00
<b>2112-1 Deudas por Adquisición de Bienes y Contr</b>	<b>0.00</b>	<b>355,790.41</b>	<b>355,790.41</b>	<b>0.00</b>	<b>0.00</b>
2112-1-CAD850514L17 CADECO SA CV	0.00	4,059.88	4,059.88	0.00	0.00
2112-1-GADS660627483 SERGIO GAMA DUFOUR	0.00	453.60	453.60	0.00	0.00
2112-1-GOHM640222ITA MARGARITA GONZALEZ HERNANDEZ	0.00	772.00	772.00	0.00	0.00
2112-1-GURJ821013K71 JUAN EDUARDO GUTIERREZ RUIZ	0.00	127,349.08	127,349.08	0.00	0.00
2112-1-HEBV580830174 VICTOR HERRERA BALDERAS	0.00	26,390.00	26,390.00	0.00	0.00
2112-1-LEAJ780115QU3 JESUS ARMANDO LEDEZMA AVILA	0.00	2,888.01	2,888.01	0.00	0.00
2112-1-LOBA9411195H2 ANDREA LOZA BARRON	0.00	23,432.00	23,432.00	0.00	0.00
2112-1-LOMN6406222G9 NOHEMI LOPEZ MEJIA	0.00	35,979.72	35,979.72	0.00	0.00
2112-1-OIND900402GV6 DAVID OVIEDO NARVAIZ	0.00	5,568.00	5,568.00	0.00	0.00
2112-1-ROAA711011CF7 ABRAHAM ROSTRO AMADOR	0.00	29,074.80	29,074.80	0.00	0.00
2112-1-ROMM690327R21 MARTIN JAIME RODRIGUEZ MORENO	0.00	1,113.60	1,113.60	0.00	0.00
2112-1-SAMR8109017S7 MARIA DEL ROCIO SALINAS MARTINEZ	0.00	4,592.79	4,592.79	0.00	0.00
2112-1-TEFM531201P92 MARGARITA TELLO FUENTES	0.00	6,678.92	6,678.92	0.00	0.00
2112-1-TOC980217ET1 TOCOFA SA CV	0.00	5,163.84	5,163.84	0.00	0.00
2112-1-VRI110405412 VIVEROS DE RIO VERDESPR DE RL	0.00	82,274.17	82,274.17	0.00	0.00
<b>2112-2 Deudas por Adquisición de Bienes Inmuebl</b>	<b>0.00</b>	<b>442,505.86</b>	<b>463,996.14</b>	<b>21,490.28</b>	<b>21,490.28</b>
2112-2-5911 SOFTWARE	0.00	2,644.80	2,644.80	0.00	0.00
2112-2-CADG800427LW5 GUADALUPE MARGARITA CASTAÑON DL	0.00	169,000.00	169,000.00	0.00	0.00
2112-2-DISJ690217E39 JORGE LUIS DIAZ SALINAS	0.00	45,066.00	45,066.00	0.00	0.00
2112-2-GACM830423143 MAYRA GALINDO CONTRERAS	0.00	10,196.91	10,196.91	0.00	0.00
2112-2-GOAL640329FT6 LUIS ENRIQUE GONZALEZ AMARO	0.00	51,677.85	51,677.85	0.00	0.00
2112-2-GURJ821013K71 JUAN EDUARDO GUTIERREZ RUIZ	0.00	54,935.68	59,257.96	4,322.28	4,322.28
2112-2-HEBV580830174 VICTOR HERRERA BALDERAS	0.00	19,894.00	19,894.00	0.00	0.00
2112-2-IDT7304062KA INDETEC	0.00	5,000.00	5,000.00	0.00	0.00
2112-2-IME1401271T5 ISGE MEXICO S DE RL DE CV	0.00	5,672.40	5,672.40	0.00	0.00
2112-2-PCE990318215 PROYECTOS Y CONSTRUCCIONES ELECTROC	0.00	21,364.42	21,364.42	0.00	0.00
2112-2-RFC NOMBRE	0.00	4,384.80	4,384.80	0.00	0.00
2112-2-SE CJ710922460 MARIA DE JESUS SEGURA CRUZ	0.00	32,775.00	49,943.00	17,168.00	17,168.00

**Estado Analítico del Pasivo**

**Del 2 Enero al 31 Diciembre 2014**

<u>CONCEPTO</u>	Saldo Inicial 1	Cargos de Periodo 2	Abonos de Periodo 3	Saldo Final 4=(1-2+3)	Variación del Periodo (4-1)
2112-2-TSF0601135Q2 TRITURADORAS SANTA FE SC DE RL	0.00	19,894.00	19,894.00	0.00	0.00
2113 CONTRATISTAS POR OBRAS PÚBLICAS POR PAGAR A C	0.00	26,097,839.59	26,097,839.59	0.00	0.00
<b>2113 CONTRATISTAS POR OBRAS PÚBLICAS POR PAGA</b>	<b>0.00</b>	<b>26,097,839.59</b>	<b>26,097,839.59</b>	<b>0.00</b>	<b>0.00</b>
2113-AATM830423E57 MARIA MARGARITA ALVAREZ TORRES	0.00	343,925.52	343,925.52	0.00	0.00
2113-ATE0605251V8 AUTOSERVICIOTELLO SA CV	0.00	18,500.01	18,500.01	0.00	0.00
2113-AUCM760511LC9 MIGUEL ANGEL AGUIRRE COMPEAN	0.00	56,724.00	56,724.00	0.00	0.00
2113-CFE370814Q10 COMISION FEDERAL DE ELECTRICIDAD	0.00	67,834.20	67,834.20	0.00	0.00
2113-CHA99050471A CONSTRUCCIONES HAIDE	0.00	48,024.00	48,024.00	0.00	0.00
2113-CIM1110113V6 CONSTRUCCIONES IMPOCA, S.A. DE C.V.	0.00	546,144.03	546,144.03	0.00	0.00
2113-CRO980504UY3 COMERCIALIZADORA ROCER, SA DE CV	0.00	149,490.13	149,490.13	0.00	0.00
2113-EPR130420QM1 EDIFICACIONES Y PROYECTOS RIOVERDE PO	0.00	345,012.18	345,012.18	0.00	0.00
2113-FORG630510KP0 GERMAN FLORES REYES	0.00	346,683.63	346,683.63	0.00	0.00
2113-FORU750223PP6 URIEL ANTONIO FLORES RAMOS	0.00	184,796.21	184,796.21	0.00	0.00
2113-FSE101203HBA FERRETERA LA SELECCIONS DE RL DE CV	0.00	52,218.00	52,218.00	0.00	0.00
2113-GADS660627483 SERGIO GAMA DUFOUR	0.00	6,093.74	6,093.74	0.00	0.00
2113-GALJ881124PWA JORGE VALENTIN GARCIA LARA	0.00	6,466,419.14	6,466,419.14	0.00	0.00
2113-GAVM790709TV9 MIRIAM GALVAN VARGAS	0.00	1,046,078.82	1,046,078.82	0.00	0.00
2113-GOAL640329FT6 LUIS ENRIQUE GONZALEZ AMARO	0.00	2,090,804.51	2,090,804.51	0.00	0.00
2113-GOHC841106QM8 CATLINA GONZALEZ HERNANDEZ	0.00	1,433,309.26	1,433,309.26	0.00	0.00
2113-GURJ821013K71 JUAN EDUARDO GUTIERREZ RUIZ	0.00	248,472.00	248,472.00	0.00	0.00
2113-HEBV580830174 VICTOR HERRERA BALDERAS	0.00	152,656.00	152,656.00	0.00	0.00
2113-HHE820924SB9 HORMAS HERSAN SA DE CV	0.00	11,971.99	11,971.99	0.00	0.00
2113-LEAJ780115QU3 JESUS ARMANDO LEDEZMA AVILA	0.00	29,362.00	29,362.00	0.00	0.00
2113-LEMJ730210RL8 JUAN DE DIOS LEDEZMA MALDONADO	0.00	602,897.03	602,897.03	0.00	0.00
2113-MEOT540307550 TOMAS MENDEZ OVIEDO	0.00	65,392.70	65,392.70	0.00	0.00
2113-MMR970410G63 MADERAS Y MATERIALES DE RIO VERDE	0.00	47,677.01	47,677.01	0.00	0.00
2113-MSA850101SB4 MUNICIPIO DE SAN CIRO DE ACOSTA, SLP	0.00	514,105.25	514,105.25	0.00	0.00
2113-PARF5109095D0 PACHECO RODRIGUEZ FRANCISCO JAVIER	0.00	413.00	413.00	0.00	0.00
2113-PEMF770802H17 JOSE FRANCISCO PEREZ MARTINEZ	0.00	208,781.87	208,781.87	0.00	0.00
2113-RAGS6701062TA J. SALVADOR RAMIREZ GONZALEZ	0.00	3,464,508.25	3,464,508.25	0.00	0.00
2113-ROCR690417LQA RODOLFO ROSAS COLUNGA	0.00	26,525.72	26,525.72	0.00	0.00
2113-ROMM690327R21 MARTIN JAIME RODRIGUEZ MORENO	0.00	4,384.80	4,384.80	0.00	0.00
2113-RORG900729972 JOSE GUADALUPE ROSTRO RIVERA	0.00	575,869.30	575,869.30	0.00	0.00
2113-SACA860608EM9 ANTONIO SANCHEZ CONTRERAS	0.00	2,095,478.20	2,095,478.20	0.00	0.00
2113-TOC980217ET1 TOCOFA SA CV	0.00	2,590.28	2,590.28	0.00	0.00
2113-TOGP781028A50 PEDRO ALBERTO TOVAR GARCIA	0.00	364,900.74	364,900.74	0.00	0.00
2113-TOSA800214UR1 ALEACIM TORRES SAUCEDA	0.00	2,263,251.55	2,263,251.55	0.00	0.00
2113-TSF0601135Q2 TRITURADORAS SANTA FE SC DE RL	0.00	35,264.00	35,264.00	0.00	0.00
2113-UGC121123311 URBANIZACION Y GERENCIA DE CONSTRUC	0.00	829,214.33	829,214.33	0.00	0.00
2113-VDR101130HN8 VIALIDADES DE RIOVERDE, S.A. DE C.V.	0.00	244,949.59	244,949.59	0.00	0.00
2113-VECJ800111FJ2 VEGA CRUZ JHON HENRRY	0.00	921,931.43	921,931.43	0.00	0.00

**Estado Analítico del Pasivo**  
**Del 2 Enero al 31 Diciembre 2014**

CONCEPTO	Saldo	Cargos	Abonos	Saldo	Variación
	Inicial 1	de Periodo 2	de Periodo 3	Final 4=(1-2+3)	del Periodo (4-1)
2113-VETL690324241 JOSE LUIS VELARDE TORRES	0.00	56,547.17	56,547.17	0.00	0.00
2113-ZUEA730220B15 ANA MARIA IVETTE ZUBIAGA ELIAS	0.00	128,638.00	128,638.00	0.00	0.00
<b>2114 PARTICIPACIONES Y APORTACIONES POR PAGAR A COI</b>	<b>0.00</b>	<b>485,953.00</b>	<b>685,953.00</b>	<b>200,000.00</b>	<b>200,000.00</b>
<b>2114 PARTICIPACIONES Y APORTACIONES POR PAGAR</b>	<b>0.00</b>	<b>485,953.00</b>	<b>685,953.00</b>	<b>200,000.00</b>	<b>200,000.00</b>
2114-8131 PARTICIPACIONES DE LAS ENTIDADES FEDERAT	0.00	485,953.00	685,953.00	200,000.00	200,000.00
<b>2115 TRANSFERENCIAS OTORGADAS POR PAGAR A CORTO F</b>	<b>0.00</b>	<b>979,720.65</b>	<b>1,044,406.67</b>	<b>64,686.02</b>	<b>64,686.02</b>
<b>2115 TRANSFERENCIAS OTORGADAS POR PAGAR A COR</b>	<b>0.00</b>	<b>979,720.65</b>	<b>1,044,406.67</b>	<b>64,686.02</b>	<b>64,686.02</b>
2115-4151 TRANSFERENCIAS INTERNAS OTORGADAS A ENTI	0.00	80,000.00	80,000.00	0.00	0.00
2115-4411 AYUDAS SOCIALES A PERSONAS	0.00	75,545.79	75,545.79	0.00	0.00
2115-4421 BECAS Y OTRAS AYUDAS PARA PROGRAMAS DE C	0.00	2,000.00	2,000.00	0.00	0.00
2115-4431 AYUDAS SOCIALES A INSTITUCIONES DE ENSEÑ	0.00	200.00	200.00	0.00	0.00
2115-4451 AYUDAS SOCIALES A INSTITUCIONES N FINES	0.00	34,700.50	34,700.50	0.00	0.00
2115-4471 AYUDAS SOCIALES A ENTIDADES DE INTERÉS P	0.00	35,635.00	35,635.00	0.00	0.00
2115-AAC010403G28 AUTOMOTORES AVILA CAMACHO, S.A. DE C.	0.00	5,617.52	5,617.52	0.00	0.00
2115-AAMA680412M95 ALFREDO ALVAREZ MALDONADO	0.00	46,477.76	46,477.76	0.00	0.00
2115-BAJE7806088F8 EDGAR JESUS BATRES JONGUITUD	0.00	2,311.76	2,311.76	0.00	0.00
2115-CAAA730720Q41 CAAA730720HSPSGN07	0.00	254,466.94	316,042.96	61,576.02	61,576.02
2115-CFE370814Q10 COMISION FEDERAL DE ELECTRICIDAD	0.00	1,707.32	1,707.32	0.00	0.00
2115-CHA951024K23 CASA HOGAR DEL ANCIANO SEÑOR SAN CIRI	0.00	13,500.00	13,500.00	0.00	0.00
2115-DJB850527F30 DISTRIBUIDORA ARCA CONTINENTAL S DE RL	0.00	1,583.75	1,583.75	0.00	0.00
2115-GURJ821013K71 JUAN EDUARDO GUTIERREZ RUIZ	0.00	4,872.00	4,872.00	0.00	0.00
2115-LAHA820416756 ABRAHAM ISMAEL LARA HERNANDEZ	0.00	8,300.00	8,300.00	0.00	0.00
2115-LEI0906090L6 LETRAS E IMPRESIONES DE SAN LUIS POTOSI	0.00	500.00	500.00	0.00	0.00
2115-LIC950821M84 LICONSA SA DE C V	0.00	3,198.03	3,198.03	0.00	0.00
2115-LOBA9411195H2 ANDREA LOZA BARRON	0.00	1,092.50	1,092.50	0.00	0.00
2115-MENL860630L71 LUIS ANGEL MENDEZ NIETO	0.00	3,765.00	5,535.00	1,770.00	1,770.00
2115-MEOT540307550 TOMAS MENDEZ OVIEDO	0.00	7,069.12	7,069.12	0.00	0.00
2115-MMR970410G63 MADERAS Y MATERIALES DE RIO VERDE	0.00	87,039.94	87,679.94	640.00	640.00
2115-MS850101SB4 MUNICIPIO DE SAN CIRO DE ACOSTA, SLP	0.00	191,099.95	191,099.95	0.00	0.00
2115-RAGJ580113C56 JOSE JAVIER RAMIREZ GONZALEZ	0.00	1,875.27	1,875.27	0.00	0.00
2115-RDI841003QJ4 RADIO MOVIL DIPSA S.A DE C.V.	0.00	3,740.50	3,740.50	0.00	0.00
2115-ROMM690327R21 MARTIN JAIME RODRIGUEZ MORENO	0.00	3,169.50	3,169.50	0.00	0.00
2115-ROOM661206TC1 MARICELA RODRIGUEZ OVIEDO	0.00	1,550.00	1,550.00	0.00	0.00
2115-SDI880506LG4 SISTEMA PARA EL DESARROLLO INTEGRAL D	0.00	11,871.50	11,871.50	0.00	0.00
2115-SMM970425PQ3 SUPER MAYOREO Y MENUDEO SA DE CV	0.00	55,100.00	55,800.00	700.00	700.00
2115-TER070321L55 TRANSPORTACION EJECUTIVA DE RIO SA CV	0.00	11,576.00	11,576.00	0.00	0.00
2115-TME840315KT6 FALTA NOMBRE	0.00	2,155.00	2,155.00	0.00	0.00
2115-VAMJ800216KJ9 JAIME VALLE MEADE	0.00	28,000.00	28,000.00	0.00	0.00
<b>2116 INTERESES, COMISIONES Y OTROS GASTOS DE LA DEUI</b>	<b>0.00</b>	<b>208,607.55</b>	<b>208,607.55</b>	<b>0.00</b>	<b>0.00</b>

**Estado Analítico del Pasivo**

**Del 2 Enero al 31 Diciembre 2014**

<b>CONCEPTO</b>	<b>Saldo Inicial 1</b>	<b>Cargos de Periodo 2</b>	<b>Abonos de Periodo 3</b>	<b>Saldo Final 4=(1-2+3)</b>	<b>Variación del Periodo (4-1)</b>
<b>2116 INTERESES, COMISIONES Y OTROS GASTOS DE</b>	<b>0.00</b>	<b>208,607.55</b>	<b>208,607.55</b>	<b>0.00</b>	<b>0.00</b>
2116-9211 INTERESES DE LA DEUDA INTERNA CON INSTIT	0.00	133,159.21	133,159.21	0.00	0.00
2116-9311 COMIONES DE LA DEUDA PÚBLICA INTERNA	0.00	75,448.34	75,448.34	0.00	0.00
<b>2117 RETENCIONES Y CONTRIBUCIONES POR PAGAR A COR1</b>	<b>0.00</b>	<b>112,208.74</b>	<b>1,324,570.45</b>	<b>1,212,361.71</b>	<b>1,212,361.71</b>
<b>2117-01 Impuestos por Pagar R28</b>	<b>0.00</b>	<b>896.60</b>	<b>1,187,149.02</b>	<b>1,186,252.42</b>	<b>1,186,252.42</b>
2117-01-01 ISR Sueldos y salarios	0.00	896.60	1,168,221.93	1,167,325.33	1,167,325.33
2117-01-02 10% Retención de Honorarios	0.00	0.00	13,927.09	13,927.09	13,927.09
2117-01-03 10% Retención de Arrendamiento	0.00	0.00	5,000.00	5,000.00	5,000.00
<b>2117-02 Impuestos por Pagar Infraestructura</b>	<b>0.00</b>	<b>0.00</b>	<b>12,997.35</b>	<b>12,997.35</b>	<b>12,997.35</b>
2117-02-01 ISR Sueldos y salarios	0.00	0.00	17,077.22	17,077.22	17,077.22
2117-02-02 10% Retención de Honorarios	0.00	0.00	3,331.32	3,331.32	3,331.32
2117-02-03 10% Retención de Arrendamiento	0.00	0.00	500.00	500.00	500.00
2117-02-07 Retenciones 5 al millar infraestructura	0.00	0.00	-7,911.19	-7,911.19	-7,911.19
<b>2117-03 Impuestos por Pagar Fortamun</b>	<b>0.00</b>	<b>2,075.47</b>	<b>41,125.20</b>	<b>39,049.73</b>	<b>39,049.73</b>
2117-03-01 ISR Sueldos y salarios	0.00	0.00	37,952.74	37,952.74	37,952.74
2117-03-02 10% Retención de Honorarios	0.00	2,075.47	2,075.47	0.00	0.00
2117-03-07 Retenciones 5 al millar forta 2013	0.00	0.00	1,096.99	1,096.99	1,096.99
<b>2117-04 Impuestos por Pagar Otros Recursos</b>	<b>0.00</b>	<b>0.00</b>	<b>17,943.40</b>	<b>17,943.40</b>	<b>17,943.40</b>
2117-04-02 10% Retención de Honorarios	0.00	0.00	15,943.40	15,943.40	15,943.40
2117-04-03 10% Retención de Arrendamiento	0.00	0.00	2,000.00	2,000.00	2,000.00
<b>2117-04-0 Ramo 20 2012</b>	<b>0.00</b>	<b>0.00</b>	<b>-0.51</b>	<b>-0.51</b>	<b>-0.51</b>
2117-04-06-001 Retenciones Ramo 2012	0.00	0.00	-0.51	-0.51	-0.51
<b>2117-04-0 FIDEM</b>	<b>0.00</b>	<b>0.00</b>	<b>460.40</b>	<b>460.40</b>	<b>460.40</b>
2117-04-07-001 Retenciones 5 al millar Fidem	0.00	0.00	460.40	460.40	460.40
<b>2117-04-0 FEAM 2011</b>	<b>0.00</b>	<b>0.00</b>	<b>-1,540.41</b>	<b>-1,540.41</b>	<b>-1,540.41</b>
2117-04-08-001 Retenciones 5 al millar Feam 2011	0.00	0.00	-1,540.41	-1,540.41	-1,540.41
<b>2117-04-1 FEIS 2013</b>	<b>0.00</b>	<b>0.00</b>	<b>-9.80</b>	<b>-9.80</b>	<b>-9.80</b>
2117-04-10-001 Retenciones 5 al Millar feis 2013	0.00	0.00	-9.80	-9.80	-9.80
<b>2117-04-1 FAM 2013</b>	<b>0.00</b>	<b>0.00</b>	<b>-80.81</b>	<b>-80.81</b>	<b>-80.81</b>
2117-04-11-001 Retenciones 5 al millar fam 2013	0.00	0.00	-80.81	-80.81	-80.81
<b>2117-04-1 FAFM 2014</b>	<b>0.00</b>	<b>5,201.53</b>	<b>1,887.87</b>	<b>-3,313.66</b>	<b>-3,313.66</b>
2117-04-12-001 Retenciones 5 al millar fafm 2014	0.00	3,986.77	1,348.48	-2,638.29	-2,638.29
2117-04-12-002 Retenciones 2 al millar fafm 2014	0.00	1,214.76	539.39	-675.37	-675.37
<b>2117-04-1 FISM 2014</b>	<b>0.00</b>	<b>37,600.68</b>	<b>35,925.58</b>	<b>-1,675.10</b>	<b>-1,675.10</b>
2117-04-13-001 Retenciones 5 al millar Fism 2014	0.00	32,690.40	32,690.40	0.00	0.00
2117-04-13-002 Retenciones 2 al millar Fism 2014	0.00	4,910.28	3,235.18	-1,675.10	-1,675.10
<b>2117-04-1 INFRA DEPORTIVA 2014</b>	<b>0.00</b>	<b>14,964.13</b>	<b>7,794.74</b>	<b>-7,169.39</b>	<b>-7,169.39</b>
2117-04-14-001 Retenciones 5 al millar Infra Dep	0.00	14,964.13	7,794.74	-7,169.39	-7,169.39
<b>2117-04-1 PAVIMENTACION 2014</b>	<b>0.00</b>	<b>20,854.53</b>	<b>18,787.63</b>	<b>-2,066.90</b>	<b>-2,066.90</b>
2117-04-15-001 Retenciones 5 al millar Pavimentacion	0.00	20,854.53	18,787.63	-2,066.90	-2,066.90

**Estado Analítico del Pasivo**  
**Del 2 Enero al 31 Diciembre 2014**

<u>CONCEPTO</u>	<u>Saldo Inicial 1</u>	<u>Cargos de Periodo 2</u>	<u>Abonos de Periodo 3</u>	<u>Saldo Final 4=(1-2+3)</u>	<u>Variación del Periodo (4-1)</u>
<b>2117-04-1 RAMO 20 2014</b>	<b>0.00</b>	<b>8,573.52</b>	<b>0.00</b>	<b>-8,573.52</b>	<b>-8,573.52</b>
2117-04-16-001 Retenciones 5 al millar Ramo 20 2014	0.00	8,573.52	0.00	-8,573.52	-8,573.52
<b>2117-04-1 FAM 2014</b>	<b>0.00</b>	<b>762.00</b>	<b>0.00</b>	<b>-762.00</b>	<b>-762.00</b>
2117-04-17-001 Retenciones 5 al millar FAM 2014	0.00	762.00	0.00	-762.00	-762.00
<b>2117-04-1 APAZU 2014</b>	<b>0.00</b>	<b>14,425.25</b>	<b>0.00</b>	<b>-14,425.25</b>	<b>-14,425.25</b>
2117-04-18-001 Retenciones 5 al millar APAZU 2014	0.00	14,425.25	0.00	-14,425.25	-14,425.25
<b>2117-04-1 BENEFICIARIOS</b>	<b>0.00</b>	<b>437.50</b>	<b>0.00</b>	<b>-437.50</b>	<b>-437.50</b>
2117-04-19-001 Retenciones 5 al millar BENEFICIARIOS	0.00	437.50	0.00	-437.50	-437.50
<b>2117-04-2 FISE 2014</b>	<b>0.00</b>	<b>4,286.74</b>	<b>0.00</b>	<b>-4,286.74</b>	<b>-4,286.74</b>
2117-04-20-001 Retenciones 5 al millar FISE 2014	0.00	4,286.74	0.00	-4,286.74	-4,286.74
<b>2117-04-2 VIVIENDA 2014</b>	<b>0.00</b>	<b>2,130.79</b>	<b>2,130.79</b>	<b>0.00</b>	<b>0.00</b>
2117-04-21-001 Retenciones 5 al millar VIVIENDA 2014	0.00	2,130.79	2,130.79	0.00	0.00
<b>2131 PORCIÓN A CORTO PLAZO DE LA DEUDA PÚBLICA INTE</b>	<b>0.00</b>	<b>3,827,656.88</b>	<b>3,827,656.88</b>	<b>0.00</b>	<b>0.00</b>
<b>2131-2 Porción a CP de los Préstamos de la Deud</b>	<b>0.00</b>	<b>3,827,656.88</b>	<b>3,827,656.88</b>	<b>0.00</b>	<b>0.00</b>
2131-2-9111 AMORTIZACIÓN DE LA DEUDA INTERNA CON INS	0.00	3,827,656.88	3,827,656.88	0.00	0.00
<b>2199 OTROS PASIVOS CIRCULANTES</b>	<b>0.00</b>	<b>1,774,918.74</b>	<b>1,749,985.25</b>	<b>-24,933.49</b>	<b>-24,933.49</b>
<b>2199-001 ACREDITORES DIVERSOS</b>	<b>0.00</b>	<b>1,774,918.74</b>	<b>1,749,985.25</b>	<b>-24,933.49</b>	<b>-24,933.49</b>
2199-001-0001 PATRICIA GIL GRIMALDO	0.00	0.00	952.65	952.65	952.65
2199-001-0002 RAFAEL LUCIO OLGUIN	0.00	0.00	102.97	102.97	102.97
2199-001-0003 Caja Popular las huastecas	0.00	660,433.00	635,661.00	-24,772.00	-24,772.00
2199-001-0004 Pension alimenticia Marcos	0.00	0.00	-1,776.00	-1,776.00	-1,776.00
2199-001-0005 VICTOR ANGEL MANCILLA CERVANTES	0.00	0.00	558.00	558.00	558.00
2199-001-0006 Banco Mercantil del Norte	0.00	0.00	0.89	0.89	0.89
2199-9911 ADEFAS	0.00	1,114,485.74	1,114,485.74	0.00	0.00
<b>2233 PRÉSTAMOS DE LA DEUDA PÚBLICA INTERNA POR PAC</b>	<b>0.00</b>	<b>3,827,656.88</b>	<b>0.00</b>	<b>-3,827,656.88</b>	<b>-3,827,656.88</b>
<b>2233 PRÉSTAMOS DE LA DEUDA PÚBLICA INTERNA PO</b>	<b>0.00</b>	<b>3,827,656.88</b>	<b>0.00</b>	<b>-3,827,656.88</b>	<b>-3,827,656.88</b>
2233-9111 AMORTIZACIÓN DE LA DEUDA INTERNA CON INS	0.00	3,827,656.88	0.00	-3,827,656.88	-3,827,656.88
<b>2251 FONDOS EN GARANTÍA A LARGO PLAZO</b>	<b>0.00</b>	<b>0.00</b>	<b>16,842.40</b>	<b>16,842.40</b>	<b>16,842.40</b>
<b>2251-1 FONDOS EN GARANTI ADMON 12-15</b>	<b>0.00</b>	<b>0.00</b>	<b>16,842.40</b>	<b>16,842.40</b>	<b>16,842.40</b>
2251-1-01 Patricia Gil Grimaldo	0.00	0.00	12,364.40	12,364.40	12,364.40
2251-1-02 Daniela Oviedo Morales	0.00	0.00	4,478.00	4,478.00	4,478.00
<b>TOTAL PASIVOS</b>	<b>0.00</b>	<b>53,020,633.42</b>	<b>53,997,209.72</b>	<b>976,576.30</b>	<b>976,576.30</b>

MUNICIPIO DE SAN CIRO DE ACOSTA  
ESTADO DE SAN LUIS POTOSI  
**ESTADO ANALÍTICO DE INGRESOS PRESUPUESTALES**  
AL 31/Dic/2014 (Cuentas con movimiento)  
(Cifras en pesos y centavos)

FUENTE DEL INGRESOS	Ley de			Devengado	Recaudado (2)	Avance de Recaudación Recaudación/Estimación 2 / 1
	Ingresos Estimada	+Ampliaciones -Reducciones	Modificado (1)			
I IMPUESTOS	4,760,000.00	-447,325.50	4,312,674.50	1,353,676.02	1,353,076.02	31.37%
II CONTRIBUCIONES DE MEJORAS	350,000.00		350,000.00	2,150.00	2,150.00	0.61%
IV DERECHOS	2,625,000.00		2,625,000.00	1,003,903.50	1,000,168.50	38.10%
V PRODUCTOS	1,200,000.00	4,527,132.90	5,727,132.90	4,460,025.34	4,458,650.34	77.85%
VI APROVECHAMIENTOS	1,650,000.00	28,486.00	1,678,486.00	307,823.70	304,026.95	18.11%
VIII PARTICIPACIONES Y APORTACIONES	38,777,512.37	10,672,979.17	49,450,491.54	40,705,761.27	39,422,535.82	79.72%
IX TRANSFERENCIAS, ASIGNACIONES Y SUBSIDIOS	0.00		0.00	5,810.60	5,810.60	0.00%
X INGRESOS DERIVADOS DE FINANCIAMIENTOS	1,000,000.00	-1,000,000.00	0.00	0.00	0.00	0.00%
<b>TOTAL DE LOS INGRESOS</b>	<b>50,362,512.37</b>	<b>13,781,272.57</b>	<b>64,143,784.94</b>	<b>47,839,150.43</b>	<b>46,546,418.23</b>	<b>72.57%</b>

**ESTADO DE ANALÍTICO DE INGRESOS POR FUENTE DE CONTRIBUCIÓN**

TRIBUTARIOS	Estimación Anual		Modificado	Devengado	Recaudado	Avance de Recaudación
11 Impuestos sobre los Ingresos	20,000.00		20,000.00	0.00	0.00	0.00%
12 Impuestos sobre el Patrimonio	4,740,000.00	-447,325.50	4,292,674.50	800,594.02	800,339.02	18.64%
17 Accesorios	0.00		0.00	553,082.00	552,737.00	0.00%
<b>SUB TOTAL TRIBUTARIOS</b>	<b>4,760,000.00</b>	<b>-447,325.50</b>	<b>4,312,674.50</b>	<b>1,353,676.02</b>	<b>1,353,076.02</b>	<b>31.37%</b>

**NO TRIBUTARIOS**

II CONTRIBUCIONES DE MEJORAS	350,000.00		350,000.00	2,150.00	2,150.00	0.61%
IV DERECHOS	2,625,000.00		2,625,000.00	1,003,903.50	1,000,168.50	38.10%
V PRODUCTOS	1,200,000.00	4,527,132.90	5,727,132.90	4,460,025.34	4,458,650.34	77.85%
VI APROVECHAMIENTOS	1,650,000.00	28,486.00	1,678,486.00	307,823.70	304,026.95	18.11%
<b>SUB TOTAL NO TRIBUTARIOS</b>	<b>5,825,000.00</b>	<b>4,555,618.90</b>	<b>10,380,618.90</b>	<b>5,773,902.54</b>	<b>5,764,995.79</b>	<b>55.54%</b>

**OTROS INGRESOS**

VIII PARTICIPACIONES Y APORTACIONES	38,777,512.37	10,672,979.17	49,450,491.54	40,705,761.27	39,422,535.82	79.72%
IX TRANSFERENCIAS, ASIGNACIONES Y SUBSIDIOS	0.00		0.00	5,810.60	5,810.60	0.00%
X INGRESOS DERIVADOS DE FINANCIAMIENTOS	1,000,000.00	-1,000,000.00	0.00	0.00	0.00	0.00%
<b>SUB TOTAL NO TRIBUTARIOS</b>	<b>39,777,512.37</b>	<b>9,672,979.17</b>	<b>49,450,491.54</b>	<b>40,711,571.87</b>	<b>39,428,346.42</b>	<b>79.73%</b>

MUNICIPIO DE SAN CIRO DE ACOSTA  
ESTADO DE SAN LUIS POTOSI  
**ESTADO ANALÍTICO DE INGRESOS PRESUPUESTALES**  
AL 31/Dic/2014 (Cuentas con movimiento)  
(Cifras en pesos y centavos)

FUENTE DEL INGRESOS	Ley de		Modificado (1)	Devengado	Recaudado (2)	Avance de Recaudación Recaudación/Estimación 2 / 1
	Ingresos Estimada	+Ampliaciones -Reducciones				



TESORERIA MUNICIPAL  
SAN CIRO DE ACOSTA, S.L.P.  
ADMON 2012 - 2015

-----  
C.P LUIS CARLOS PEREYRA GOVEA  
PRESIDENTE MUNICIPAL

*Leandro Ezequiel Robles Jimenez*  
LEANDRO EZEQUIEL ROBLES JIMENEZ  
REGIDOR DE HACIENDA

-----  
LIC. PATRICIA GIL GRIMALDO  
TESORERO MUNICIPAL

*Moises Jimenez Morales*  
C. MOISES JIMENEZ MORALES  
REGIDOR

**ESTADO DEL EJERCICIO DEL PRESUPUESTO POR CAPÍTULO DEL GASTO**  
**MUNICIPIO DE SAN JIRO DE ACOSTA**  
**ESTADO DE SAN LUIS POTOSI**  
**Asignación Presupuestal de Egresos al 31/Dic/2014**  
**(Cifras en pesos y centavos)**

Fecha de Impresión:  
31-Ene-15  
Página: 1

	PRESUPUESTO DE EGRESOS				Presupuesto	Comprometido	Presupuesto	Cuentas				
	Aprobado	Ampliaciones	Reducciones	Modificado	Disponibile para	No	Sin	por Pagar	Deuda			
					Comprometer	Devengado	Devengado	Devengar	Ejercido	Pagado		
	13,962,075.96	1,721,880.00	1,974,965.16	13,708,990.80	10,958,021.58	2,750,969.22	10,958,021.58	0.00	2,750,969.22	9,735,047.84	9,735,047.84	1,222,973.74
TE	<b>11,030,076.00</b>	<b>1,713,280.00</b>	<b>1,680,476.00</b>	<b>11,062,880.00</b>	<b>9,538,047.44</b>	<b>1,524,832.56</b>	<b>9,538,047.44</b>	<b>0.00</b>	<b>1,524,832.56</b>	<b>8,766,370.63</b>	<b>8,766,370.63</b>	<b>771,676.81</b>
	1,600,000.00	333,500.00	8,900.00	1,924,600.00	1,899,890.92	24,709.08	1,899,890.92	0.00	24,709.08	1,558,720.54	1,558,720.54	341,170.38
	9,380,076.00	1,379,780.00	1,621,576.00	9,138,280.00	7,638,156.52	1,500,123.48	7,638,156.52	0.00	1,500,123.48	7,207,650.09	7,207,650.09	430,506.43
	50,000.00	0.00	50,000.00	0.00	0.00	0.00	0.00	0.00	0.00	0.00	0.00	0.00
TE	<b>132,000.00</b>	<b>0.00</b>	<b>51,745.16</b>	<b>80,254.84</b>	<b>75,254.84</b>	<b>5,000.00</b>	<b>75,254.84</b>	<b>0.00</b>	<b>5,000.00</b>	<b>75,254.84</b>	<b>75,254.84</b>	<b>0.00</b>
	72,000.00	0.00	47,705.16	24,294.84	24,294.84	0.00	24,294.84	0.00	0.00	24,294.84	24,294.84	0.00
	60,000.00	0.00	4,040.00	55,960.00	50,960.00	5,000.00	50,960.00	0.00	5,000.00	50,960.00	50,960.00	0.00
LE	<b>2,285,000.00</b>	<b>8,600.00</b>	<b>241,144.00</b>	<b>2,052,456.00</b>	<b>1,017,986.72</b>	<b>1,034,469.28</b>	<b>1,017,986.72</b>	<b>0.00</b>	<b>1,034,469.28</b>	<b>566,689.79</b>	<b>566,689.79</b>	<b>451,296.93</b>
	60,000.00	0.00	0.00	60,000.00	0.00	60,000.00	0.00	60,000.00	0.00	0.00	0.00	0.00
	2,200,000.00	8,600.00	226,144.00	1,982,456.00	1,016,186.72	966,269.28	1,016,186.72	0.00	966,269.28	564,889.79	564,889.79	451,296.93
ARI	10,000.00	0.00	0.00	10,000.00	1,800.00	8,200.00	1,800.00	0.00	8,200.00	1,800.00	1,800.00	0.00
S	15,000.00	0.00	15,000.00	0.00	0.00	0.00	0.00	0.00	0.00	0.00	0.00	0.00
MIC	<b>514,999.96</b>	<b>0.00</b>	<b>1,600.00</b>	<b>513,399.96</b>	<b>326,732.58</b>	<b>186,667.38</b>	<b>326,732.58</b>	<b>0.00</b>	<b>186,667.38</b>	<b>326,732.58</b>	<b>326,732.58</b>	<b>0.00</b>
TIF	500,000.00	0.00	0.00	500,000.00	326,732.58	173,267.42	326,732.58	0.00	173,267.42	326,732.58	326,732.58	0.00
PU	14,999.96	0.00	1,600.00	13,399.96	0.00	13,399.96	0.00	13,399.96	0.00	0.00	0.00	0.00
	3,405,455.68	1,276,699.09	1,757,110.24	2,925,044.53	2,384,129.66	540,914.87	2,384,129.66	0.00	540,914.87	2,048,404.43	2,048,404.43	335,725.23
ND	<b>287,329.28</b>	<b>160,267.19</b>	<b>113,125.14</b>	<b>334,471.33</b>	<b>249,923.03</b>	<b>84,548.30</b>	<b>249,923.03</b>	<b>0.00</b>	<b>84,548.30</b>	<b>209,542.09</b>	<b>209,542.09</b>	<b>40,380.94</b>
IFIC	130,529.28	76,791.23	49,395.63	157,924.88	119,207.10	38,717.78	119,207.10	0.00	38,717.78	91,219.55	91,219.55	27,987.55
DU	91,400.00	24,075.48	39,796.76	75,678.72	65,362.21	10,316.51	65,362.21	0.00	10,316.51	63,475.41	63,475.41	1,886.80
	17,400.00	0.00	17,400.00	0.00	0.00	0.00	0.00	0.00	0.00	0.00	0.00	0.00
ECI	0.00	2,700.48	0.00	2,700.48	0.00	2,700.48	0.00	0.00	2,700.48	0.00	0.00	0.00
	8,000.00	28,100.00	4,537.06	31,562.94	29,562.94	2,000.00	29,562.94	0.00	2,000.00	28,462.94	28,462.94	1,100.00
	25,000.00	13,600.00	0.00	38,600.00	28,099.90	10,500.10	28,099.90	0.00	10,500.10	18,693.31	18,693.31	9,406.59
	15,000.00	15,000.00	1,995.69	28,004.31	7,690.88	20,313.43	7,690.88	0.00	20,313.43	7,690.88	7,690.88	0.00
	<b>286,600.00</b>	<b>45,325.00</b>	<b>271,876.35</b>	<b>60,048.65</b>	<b>27,802.53</b>	<b>32,246.12</b>	<b>27,802.53</b>	<b>0.00</b>	<b>32,246.12</b>	<b>22,893.41</b>	<b>22,893.41</b>	<b>4,909.12</b>
TRA	14,600.00	30,325.00	18,460.38	26,464.62	18,017.90	8,446.72	18,017.90	0.00	8,446.72	13,108.78	13,108.78	4,909.12
	250,000.00	0.00	242,453.78	7,546.22	7,546.22	0.00	7,546.22	0.00	0.00	7,546.22	7,546.22	0.00
ACI	10,000.00	0.00	0.00	10,000.00	0.00	10,000.00	0.00	0.00	10,000.00	0.00	0.00	0.00
	0.00	15,000.00	0.00	15,000.00	1,200.60	13,799.40	1,200.60	0.00	13,799.40	1,200.60	1,200.60	0.00
ÓN	12,000.00	0.00	10,962.19	1,037.81	1,037.81	0.00	1,037.81	0.00	0.00	1,037.81	1,037.81	0.00
UC	0.00	<b>12,190.00</b>	<b>0.00</b>	<b>12,190.00</b>	<b>12,190.00</b>	<b>0.00</b>	<b>12,190.00</b>	<b>0.00</b>	<b>0.00</b>	<b>12,190.00</b>	<b>12,190.00</b>	<b>0.00</b>
Y	0.00	12,190.00	0.00	12,190.00	12,190.00	0.00	12,190.00	0.00	0.00	12,190.00	12,190.00	0.00
ÓN	<b>583,722.50</b>	<b>217,881.08</b>	<b>545,513.84</b>	<b>256,089.74</b>	<b>201,712.74</b>	<b>54,377.00</b>	<b>201,712.74</b>	<b>0.00</b>	<b>54,377.00</b>	<b>182,487.74</b>	<b>182,487.74</b>	<b>19,225.00</b>
	221,022.00	222.00	209,022.00	12,222.00	0.00	12,222.00	0.00	0.00	12,222.00	0.00	0.00	0.00
	15,000.00	0.00	6,000.00	9,000.00	0.00	9,000.00	0.00	0.00	9,000.00	0.00	0.00	0.00
	252,700.50	217,659.08	235,491.84	234,867.74	201,712.74	33,155.00	201,712.74	0.00	33,155.00	182,487.74	182,487.74	19,225.00
Ó	15,000.00	0.00	15,000.00	0.00	0.00	0.00	0.00	0.00	0.00	0.00	0.00	0.00
RUC	80,000.00	0.00	80,000.00	0.00	0.00	0.00	0.00	0.00	0.00	0.00	0.00	0.00
DE	<b>54,400.00</b>	<b>1,160.00</b>	<b>32,500.00</b>	<b>23,060.00</b>	<b>1,160.00</b>	<b>21,900.00</b>	<b>1,160.00</b>	<b>0.00</b>	<b>21,900.00</b>	<b>0.00</b>	<b>0.00</b>	<b>1,160.00</b>
UÍN	5,000.00	0.00	2,500.00	2,500.00	0.00	2,500.00	0.00	0.00	2,500.00	0.00	0.00	0.00
	49,400.00	0.00	30,000.00	19,400.00	0.00	19,400.00	0.00	0.00	19,400.00	0.00	0.00	0.00
EL	0.00	1,160.00	0.00	1,160.00	1,160.00	0.00	1,160.00	0.00	0.00	0.00	0.00	1,160.00

Los datos y sus notas, son razonablemente correctos y son responsabilidad del emisor.



ESTADO DEL EJERCICIO DEL PRESUPUESTO POR CAPÍTULO DEL GASTO

MUNICIPIO DE SA...IRO DE ACOSTA

ESTADO DE SA... LUIS POTOSI

Asignación Presupuestal de Egresos al 31/Dic/2014

(Cifras en pesos y centavos)

Fecha de Impresión:

31-Ene-15

Página: 2

PRESUPUESTO DE EGRESOS	Presupuesto Disponible para			Comprometido		Presupuesto		Cuentas por Pagar				
	Aprobado	Ampliaciones	Reducciones	Modificado	Comprometido	Comprometer	Devengado	Devengado	No Sin	Ejercido	Pagado	Deuda
	1,320,256.00	571,706.30	228,519.29	1,663,443.01	1,464,816.85	198,626.16	1,464,816.85	0.00	198,626.16	1,393,865.87	1,393,865.87	70,950.98
	1,320,256.00	571,706.30	228,519.29	1,663,443.01	1,464,816.85	198,626.16	1,464,816.85	0.00	198,626.16	1,393,865.87	1,393,865.87	70,950.98
CCI	139,172.90	72,736.26	50,586.83	161,322.33	89,168.26	72,154.07	89,168.26	0.00	72,154.07	53,921.38	53,921.38	35,246.88
	63,832.10	64,723.78	23,107.40	105,448.48	64,774.98	40,673.50	64,774.98	0.00	40,673.50	49,184.58	49,184.58	15,590.40
	43,340.80	8,012.48	6,960.00	44,393.28	24,393.28	20,000.00	24,393.28	0.00	20,000.00	4,736.80	4,736.80	19,656.48
CE	32,000.00	0.00	20,519.43	11,480.57	0.00	11,480.57	0.00	0.00	11,480.57	0.00	0.00	0.00
DAI	110,000.00	0.00	102,000.00	8,000.00	4,314.00	3,686.00	4,314.00	0.00	3,686.00	4,314.00	4,314.00	0.00
	55,000.00	0.00	47,000.00	8,000.00	4,314.00	3,686.00	4,314.00	0.00	3,686.00	4,314.00	4,314.00	0.00
PÚI	55,000.00	0.00	55,000.00	0.00	0.00	0.00	0.00	0.00	0.00	0.00	0.00	0.00
IOS	623,975.00	195,433.26	412,988.79	406,419.47	333,042.25	73,377.22	333,042.25	0.00	73,377.22	169,189.94	169,189.94	163,852.31
	73,000.00	55,408.53	0.00	128,408.53	122,107.77	6,300.76	122,107.77	0.00	6,300.76	41,614.32	41,614.32	80,493.45
ICI	40,975.00	75,360.75	22,956.77	93,378.98	83,389.76	9,989.22	83,389.76	0.00	9,989.22	11,601.95	11,601.95	71,787.81
PO	55,000.00	3,207.50	21,871.44	36,336.06	25,242.42	11,093.64	25,242.42	0.00	11,093.64	25,242.42	25,242.42	0.00
PO	0.00	692.20	0.00	692.20	0.00	692.20	0.00	0.00	692.20	0.00	0.00	0.00
PO	150,000.00	60,764.28	103,287.58	107,476.70	100,555.70	6,921.00	100,555.70	0.00	6,921.00	88,984.65	88,984.65	11,571.05
PO	80,000.00	0.00	80,000.00	0.00	0.00	0.00	0.00	0.00	0.00	0.00	0.00	0.00
UIT	190,000.00	0.00	179,873.00	10,127.00	127.00	10,000.00	127.00	0.00	10,000.00	127.00	127.00	0.00
IE	35,000.00	0.00	5,000.00	30,000.00	1,619.60	28,380.40	1,619.60	0.00	28,380.40	1,619.60	1,619.60	0.00
	5,128,807.69	2,783,868.52	2,448,258.62	5,464,417.59	3,142,085.11	2,322,332.48	3,142,085.11	0.00	2,322,332.48	2,431,381.88	2,431,381.88	710,703.23
	1,128,200.04	770,000.00	728,004.42	1,170,195.62	273,287.16	896,908.46	273,287.16	0.00	896,908.46	273,287.16	273,287.16	0.00
	800,000.00	758,000.00	610,804.42	947,195.58	129,331.16	817,864.42	129,331.16	0.00	817,864.42	129,331.16	129,331.16	0.00
	15,000.00	0.00	0.00	15,000.00	0.00	15,000.00	0.00	0.00	15,000.00	0.00	0.00	0.00
	72,000.00	0.00	72,000.00	0.00	0.00	0.00	0.00	0.00	0.00	0.00	0.00	0.00
	15,000.00	0.00	7,000.00	8,000.00	0.00	8,000.00	0.00	0.00	8,000.00	0.00	0.00	0.00
	146,200.00	0.00	26,200.00	120,000.00	109,567.00	10,433.00	109,567.00	0.00	10,433.00	109,567.00	109,567.00	0.00
	45,000.04	12,000.00	12,000.00	45,000.04	34,389.00	10,611.04	34,389.00	0.00	10,611.04	34,389.00	34,389.00	0.00
	20,000.00	0.00	0.00	20,000.00	0.00	20,000.00	0.00	0.00	20,000.00	0.00	0.00	0.00
	15,000.00	0.00	0.00	15,000.00	0.00	15,000.00	0.00	0.00	15,000.00	0.00	0.00	0.00
	380,000.00	26,390.00	180,000.00	226,390.00	119,606.00	106,784.00	119,606.00	0.00	106,784.00	109,862.00	109,862.00	9,744.00
	100,000.00	0.00	0.00	100,000.00	78,600.00	21,400.00	78,600.00	0.00	21,400.00	78,600.00	78,600.00	0.00
	50,000.00	0.00	0.00	50,000.00	0.00	50,000.00	0.00	0.00	50,000.00	0.00	0.00	0.00
QUI	230,000.00	26,390.00	180,000.00	76,390.00	41,006.00	35,384.00	41,006.00	0.00	35,384.00	31,262.00	31,262.00	9,744.00
EC	793,000.00	76,301.35	498,000.00	371,301.35	254,437.35	116,864.00	254,437.35	0.00	116,864.00	43,653.35	43,653.35	210,784.00
ITC	170,000.00	75,837.35	0.00	245,837.35	245,837.35	0.00	245,837.35	0.00	0.00	35,517.35	35,517.35	210,320.00
NIE	420,000.00	0.00	400,000.00	20,000.00	2,900.00	17,100.00	2,900.00	0.00	17,100.00	2,900.00	2,900.00	0.00
ON	0.00	464.00	0.00	464.00	464.00	0.00	464.00	0.00	0.00	0.00	0.00	464.00
CC	58,000.00	0.00	18,000.00	40,000.00	5,236.00	34,764.00	5,236.00	0.00	34,764.00	5,236.00	5,236.00	0.00
	45,000.00	0.00	0.00	45,000.00	0.00	45,000.00	0.00	0.00	45,000.00	0.00	0.00	0.00
	20,000.00	0.00	0.00	20,000.00	0.00	20,000.00	0.00	0.00	20,000.00	0.00	0.00	0.00
NI	80,000.00	0.00	80,000.00	0.00	0.00	0.00	0.00	0.00	0.00	0.00	0.00	0.00
IE	161,041.28	105,000.00	76,836.48	189,204.80	71,214.22	117,990.58	71,214.22	0.00	117,990.58	71,214.22	71,214.22	0.00
	41,041.28	100,000.00	51,836.48	89,204.80	43,423.62	45,781.18	43,423.62	0.00	45,781.18	43,423.62	43,423.62	0.00
	120,000.00	0.00	25,000.00	95,000.00	27,790.60	67,209.40	27,790.60	0.00	67,209.40	27,790.60	27,790.60	0.00
	0.00	5,000.00	0.00	5,000.00	0.00	5,000.00	0.00	0.00	5,000.00	0.00	0.00	0.00

datos y sus notas, son razonablemente correctos y son responsabilidad del emis...

## ESTADO DEL EJERCICIO DEL PRESUPUESTO POR CAPÍTULO DEL GASTO

MUNICIPIO DE SA TRO DE ACOSTA

ESTADO DE SA LN LUIS POTOSI

Asignación Presupuestal de Egresos al 31/Dic/2014

(Cifras en pesos y centavos)

Fecha de Impresión:

31-Ene-15

Página: 3

	PRESUPUESTO DE EGRESOS				Presupuesto Disponible para		Comprometido No		Presupuesto Sin		Cuentas por Pagar	
	Aprobado	Ampliaciones	Reducciones	Modificado	Comprometido	Comprometer	Devengado	Devengado	Devengar	Ejercido	Pagado	Deuda
MA	625,000.00	461,920.68	483,064.10	603,856.58	548,044.29	55,812.29	548,044.29	0.00	55,812.29	476,633.20	476,633.20	71,411.09
INM	35,000.00	41,108.23	25,717.94	50,390.29	45,703.29	4,687.00	45,703.29	0.00	4,687.00	10,514.59	10,514.59	35,188.70
ITO	20,000.00	0.00	10,000.00	10,000.00	788.80	9,211.20	788.80	0.00	9,211.20	788.80	788.80	0.00
ITO	70,000.00	0.00	53,164.80	16,835.20	11,835.20	5,000.00	11,835.20	0.00	5,000.00	10,960.20	10,960.20	875.00
	200,000.00	194,363.64	96,907.19	297,456.45	296,476.36	980.09	296,476.36	0.00	980.09	264,376.97	264,376.97	32,099.39
DE	5,000.00	0.00	0.00	5,000.00	0.00	5,000.00	0.00	0.00	5,000.00	0.00	0.00	0.00
ITO	35,000.00	106,900.47	10,000.00	131,900.47	110,786.47	21,114.00	110,786.47	0.00	21,114.00	107,538.47	107,538.47	3,248.00
HO	250,000.00	0.00	250,000.00	0.00	0.00	0.00	0.00	0.00	0.00	0.00	0.00	0.00
	10,000.00	119,548.34	37,274.17	92,274.17	82,454.17	9,820.00	82,454.17	0.00	9,820.00	82,454.17	82,454.17	0.00
UBL	355,000.00	0.00	95,335.11	259,664.89	198,672.99	60,991.90	198,672.99	0.00	60,991.90	145,001.79	145,001.79	53,671.20
IOS	220,000.00	0.00	60,396.60	159,603.40	159,603.40	0.00	159,603.40	0.00	0.00	117,700.60	117,700.60	41,902.80
	70,000.00	0.00	34,938.51	35,061.49	35,061.49	0.00	35,061.49	0.00	0.00	23,293.09	23,293.09	11,768.40
	50,000.00	0.00	0.00	50,000.00	3,404.10	46,595.90	3,404.10	0.00	46,595.90	3,404.10	3,404.10	0.00
DNI	15,000.00	0.00	0.00	15,000.00	604.00	14,396.00	604.00	0.00	14,396.00	604.00	604.00	0.00
	632,666.37	171,107.20	200,116.86	603,656.71	325,673.66	277,983.05	325,673.66	0.00	277,983.05	288,754.32	288,754.32	36,919.34
	29,000.00	0.00	27,170.78	1,829.22	1,829.22	0.00	1,829.22	0.00	0.00	1,829.22	1,829.22	0.00
	38,000.00	0.00	13,000.00	25,000.00	0.00	25,000.00	0.00	0.00	25,000.00	0.00	0.00	0.00
	295,666.37	149,216.13	58,055.01	386,827.49	323,844.44	62,983.05	323,844.44	0.00	62,983.05	286,925.10	286,925.10	36,919.34
LES	100,000.00	0.00	60,000.00	40,000.00	0.00	40,000.00	0.00	0.00	40,000.00	0.00	0.00	0.00
	50,000.00	21,891.07	41,891.07	30,000.00	0.00	30,000.00	0.00	0.00	30,000.00	0.00	0.00	0.00
TIC	20,000.00	0.00	0.00	20,000.00	0.00	20,000.00	0.00	0.00	20,000.00	0.00	0.00	0.00
ME	100,000.00	0.00	0.00	100,000.00	0.00	100,000.00	0.00	0.00	100,000.00	0.00	0.00	0.00
	583,900.00	1,157,421.28	186,901.65	1,554,419.63	1,291,915.43	262,504.20	1,291,915.43	0.00	262,504.20	998,541.84	998,541.84	293,373.59
	194,500.00	252,781.98	24,500.00	422,781.98	422,511.08	270.90	422,511.08	0.00	270.90	220,799.49	220,799.49	201,711.59
	199,400.00	904,639.30	66,093.66	1,037,945.64	854,759.20	183,186.44	854,759.20	0.00	183,186.44	763,097.20	763,097.20	91,662.00
	100,000.00	0.00	50,000.00	50,000.00	4,456.75	45,543.25	4,456.75	0.00	45,543.25	4,456.75	4,456.75	0.00
	10,000.00	0.00	0.00	10,000.00	7,980.00	2,020.00	7,980.00	0.00	2,020.00	7,980.00	7,980.00	0.00
	80,000.00	0.00	46,307.99	33,692.01	2,208.40	31,483.61	2,208.40	0.00	31,483.61	2,208.40	2,208.40	0.00
	470,000.00	15,728.01	0.00	485,728.01	59,234.01	426,494.00	59,234.01	0.00	426,494.00	24,434.00	24,434.00	34,800.01
	20,000.00	15,728.01	0.00	35,728.01	35,728.01	0.00	35,728.01	0.00	0.00	928.00	928.00	34,800.01
	150,000.00	0.00	0.00	150,000.00	4,136.00	145,864.00	4,136.00	0.00	145,864.00	4,136.00	4,136.00	0.00
OS	100,000.00	0.00	0.00	100,000.00	0.00	100,000.00	0.00	0.00	100,000.00	0.00	0.00	0.00
IOI	200,000.00	0.00	0.00	200,000.00	19,370.00	180,630.00	19,370.00	0.00	180,630.00	19,370.00	19,370.00	0.00
Y C	3,365,375.00	734,265.97	2,738,133.59	1,361,507.38	1,044,406.67	317,100.71	1,044,406.67	0.00	317,100.71	979,720.65	979,720.65	64,686.02
ES	1,600,000.00	80,000.00	1,400,000.00	280,000.00	80,000.00	200,000.00	80,000.00	0.00	200,000.00	80,000.00	80,000.00	0.00
JTÓ	1,600,000.00	0.00	1,400,000.00	200,000.00	0.00	200,000.00	0.00	0.00	200,000.00	0.00	0.00	0.00
ENT	0.00	80,000.00	0.00	80,000.00	80,000.00	0.00	80,000.00	0.00	0.00	80,000.00	80,000.00	0.00
	1,765,375.00	654,265.97	1,338,133.59	1,081,507.38	964,406.67	117,100.71	964,406.67	0.00	117,100.71	899,720.65	899,720.65	64,686.02
	900,000.00	168,500.00	752,758.59	315,741.41	289,208.37	26,533.04	289,208.37	0.00	26,533.04	286,098.37	286,098.37	3,110.00
DE	495,375.00	465,765.97	385,375.00	575,765.97	547,185.90	28,580.07	547,185.90	0.00	28,580.07	485,609.88	485,609.88	61,576.02
EÑA	0.00	20,000.00	0.00	20,000.00	7,730.00	12,270.00	7,730.00	0.00	12,270.00	7,730.00	7,730.00	0.00
DE	70,000.00	0.00	0.00	70,000.00	68,980.74	1,019.26	68,980.74	0.00	1,019.26	68,980.74	68,980.74	0.00
PU	100,000.00	0.00	0.00	100,000.00	51,301.66	48,698.34	51,301.66	0.00	48,698.34	51,301.66	51,301.66	0.00

## ESTADO DEL EJERCICIO DEL PRESUPUESTO POR CAPÍTULO DEL GASTO

MUNICIPIO DE SAN CARLO DE ACOSTA

ESTADO DE SAN LUIS POTOSÍ

Asignación Presupuestal de Egresos al 31/Dic/2014

(Cifras en pesos y centavos)

Fecha de Impresión:

31-Ene-15

Página: 4

	PRESUPUESTO DE EGRESOS				Presupuesto Disponible para		Comprometido No		Presupuesto Sin		Cuentas por Pagar	
	Aprobado	Ampliaciones	Reducciones	Modificado	Comprometido	Comprometer	Devengado	Devengado	Devengar	Ejercido	Pagado	Deuda
001	200,000.00	0.00	200,000.00	0.00	0.00	0.00	0.00	0.00	0.00	0.00	0.00	0.00
	1,003,790.32	476,914.62	921,377.36	559,327.58	461,351.34	97,976.24	461,351.34	0.00	97,976.24	439,861.06	439,861.06	21,490.28
002	81,927.48	96,424.80	38,678.36	139,673.92	67,094.88	72,579.04	67,094.88	0.00	72,579.04	63,537.04	63,537.04	3,557.84
	25,868.04	10,868.04	15,000.00	21,736.08	10,868.04	10,868.04	10,868.04	0.00	10,868.04	10,868.04	10,868.04	0.00
003	10,000.00	0.00	678.36	9,321.64	1,564.84	7,756.80	1,564.84	0.00	7,756.80	0.00	0.00	1,564.84
004	38,309.48	70,000.00	23,000.00	85,309.48	46,912.04	38,397.44	46,912.04	0.00	38,397.44	44,919.04	44,919.04	1,993.00
005	7,749.96	15,556.76	0.00	23,306.72	7,749.96	15,556.76	7,749.96	0.00	15,556.76	7,749.96	7,749.96	0.00
006	37,172.64	59,593.69	19,700.00	77,066.33	68,850.49	8,215.84	68,850.49	0.00	8,215.84	68,850.49	68,850.49	0.00
	17,172.64	7,915.84	0.00	25,088.48	17,172.64	7,915.84	17,172.64	0.00	7,915.84	17,172.64	17,172.64	0.00
	20,000.00	0.00	19,700.00	300.00	0.00	300.00	0.00	0.00	300.00	0.00	0.00	0.00
007	0.00	51,677.85	0.00	51,677.85	51,677.85	0.00	51,677.85	0.00	0.00	51,677.85	51,677.85	0.00
008	690.20	0.00	0.00	690.20	690.20	0.00	690.20	0.00	0.00	690.20	690.20	0.00
	690.20	0.00	0.00	690.20	690.20	0.00	690.20	0.00	0.00	690.20	690.20	0.00
	270,000.00	0.00	269,999.00	1.00	0.00	1.00	0.00	0.00	1.00	0.00	0.00	0.00
	270,000.00	0.00	269,999.00	1.00	0.00	1.00	0.00	0.00	1.00	0.00	0.00	0.00
	80,000.00	10,196.91	80,000.00	10,196.91	10,196.91	0.00	10,196.91	0.00	0.00	10,196.91	10,196.91	0.00
	80,000.00	10,196.91	80,000.00	10,196.91	10,196.91	0.00	10,196.91	0.00	0.00	10,196.91	10,196.91	0.00
009	520,000.00	111,406.42	510,000.00	121,406.42	120,706.06	700.36	120,706.06	0.00	700.36	119,941.62	119,941.62	764.44
	500,000.00	111,206.42	500,000.00	111,206.42	110,518.42	688.00	110,518.42	0.00	688.00	110,518.42	110,518.42	0.00
	10,000.00	0.00	10,000.00	0.00	0.00	0.00	0.00	0.00	0.00	0.00	0.00	0.00
010	10,000.00	200.00	0.00	10,200.00	10,187.64	12.36	10,187.64	0.00	12.36	9,423.20	9,423.20	764.44
	14,000.00	199,292.80	3,000.00	210,292.80	193,812.80	16,480.00	193,812.80	0.00	16,480.00	176,644.80	176,644.80	17,168.00
	14,000.00	199,292.80	3,000.00	210,292.80	193,812.80	16,480.00	193,812.80	0.00	16,480.00	176,644.80	176,644.80	17,168.00
	21,774,603.84	37,834,768.07	26,690,176.39	32,919,195.52	26,097,839.59	6,821,355.93	26,097,839.59	0.00	6,821,355.93	26,097,839.59	26,097,839.59	0.00
011	19,600,568.84	32,845,199.00	23,503,723.59	28,942,044.25	23,369,288.91	5,572,755.34	23,369,288.91	0.00	5,572,755.34	23,369,288.91	23,369,288.91	0.00
	0.00	6,477,039.58	3,077,768.98	3,399,270.60	1,976,727.89	1,422,542.71	1,976,727.89	0.00	1,422,542.71	1,976,727.89	1,976,727.89	0.00
	0.00	13,765.72	0.00	13,765.72	13,765.72	0.00	13,765.72	0.00	0.00	13,765.72	13,765.72	0.00
012	800,000.00	0.00	800,000.00	0.00	0.00	0.00	0.00	0.00	0.00	0.00	0.00	0.00
013	250,000.00	0.00	250,000.00	0.00	0.00	0.00	0.00	0.00	0.00	0.00	0.00	0.00
014	3,548,842.25	627,453.09	3,600,000.00	576,295.34	576,079.84	215.50	576,079.84	0.00	215.50	576,079.84	576,079.84	0.00
015	4,000,000.00	3,887,506.69	4,345,052.18	3,542,454.51	2,592,678.22	949,776.29	2,592,678.22	0.00	949,776.29	2,592,678.22	2,592,678.22	0.00
016	139,742.41	5,011,575.25	325,169.01	4,826,148.65	4,805,370.66	20,777.99	4,805,370.66	0.00	20,777.99	4,805,370.66	4,805,370.66	0.00
	1,338,970.18	1,566,305.62	1,259,818.21	1,645,457.59	1,643,699.21	1,758.38	1,643,699.21	0.00	1,758.38	1,643,699.21	1,643,699.21	0.00
017	9,500,000.00	15,261,553.05	9,822,901.21	14,938,651.84	11,760,967.37	3,177,684.47	11,760,967.37	0.00	3,177,684.47	11,760,967.37	11,760,967.37	0.00
	23,014.00	0.00	23,014.00	0.00	0.00	0.00	0.00	0.00	0.00	0.00	0.00	0.00
	400,000.00	4,960,021.90	1,412,417.80	3,947,604.10	2,699,003.51	1,248,600.59	2,699,003.51	0.00	1,248,600.59	2,699,003.51	2,699,003.51	0.00
	0.00	10,000.00	8,707.50	1,292.50	1,292.50	0.00	1,292.50	0.00	0.00	1,292.50	1,292.50	0.00
018	200,000.00	0.00	200,000.00	0.00	0.00	0.00	0.00	0.00	0.00	0.00	0.00	0.00
019	0.00	4,950,021.90	1,003,710.30	3,946,311.60	2,697,711.01	1,248,600.59	2,697,711.01	0.00	1,248,600.59	2,697,711.01	2,697,711.01	0.00
020	200,000.00	0.00	200,000.00	0.00	0.00	0.00	0.00	0.00	0.00	0.00	0.00	0.00
021	1,774,035.00	29,547.17	1,774,035.00	29,547.17	29,547.17	0.00	29,547.17	0.00	0.00	29,547.17	29,547.17	0.00
022	174,035.00	0.00	174,035.00	0.00	0.00	0.00	0.00	0.00	0.00	0.00	0.00	0.00
023	800,000.00	0.00	800,000.00	0.00	0.00	0.00	0.00	0.00	0.00	0.00	0.00	0.00

Los datos y sus notas, son razonablemente correctos y son responsabilidad del emisor.

ESTADO DEL EJERCICIO DEL PRESUPUESTO POR CAPÍTULO DEL GASTO

MUNICIPIO DE SAN CIRO DE ACOSTA

ESTADO DE SAN LUIS POTOSI

Asignación Presupuestal de Egresos al 31/Dic/2014

(Cifras en pesos y centavos)

Fecha de Impresión:

31-Ene-15

Página: 5

	PRESUPUESTO DE EGRESOS				Presupuesto Disponible para		Comprometido		Presupuesto		Cuentas por Pagar		
	Aprobado	Ampliaciones	Reducciones	Modificado	Comprometido	Comprometer	Devengado	Devengado	No Sin	Devengar	Ejercido	Pagado	Deuda
OM	800,000.00	0.00	800,000.00	0.00	0.00	0.00	0.00	0.00	0.00	0.00	0.00	0.00	0.00
YI	0.00	29,547.17	0.00	29,547.17	29,547.17	0.00	29,547.17	0.00	0.00	0.00	29,547.17	29,547.17	0.00
ONE	150,000.00	167,000.00	317,000.00	0.00	0.00	0.00	0.00	0.00	0.00	0.00	0.00	0.00	0.00
AS	150,000.00	167,000.00	317,000.00	0.00	0.00	0.00	0.00	0.00	0.00	0.00	0.00	0.00	0.00
	150,000.00	167,000.00	317,000.00	0.00	0.00	0.00	0.00	0.00	0.00	0.00	0.00	0.00	0.00
	1,970,000.00	3,436,279.50	140,000.00	5,266,279.50	5,150,750.17	115,529.33	5,150,750.17	0.00	115,529.33	5,150,750.17	5,150,750.17	5,150,750.17	0.00
	1,000,000.00	2,827,656.88	0.00	3,827,656.88	3,827,656.88	0.00	3,827,656.88	0.00	0.00	3,827,656.88	3,827,656.88	3,827,656.88	0.00
INS	1,000,000.00	2,827,656.88	0.00	3,827,656.88	3,827,656.88	0.00	3,827,656.88	0.00	0.00	3,827,656.88	3,827,656.88	3,827,656.88	0.00
	240,000.00	38,622.62	140,000.00	138,622.62	133,159.21	5,463.41	133,159.21	0.00	5,463.41	133,159.21	133,159.21	133,159.21	0.00
TU	240,000.00	38,622.62	140,000.00	138,622.62	133,159.21	5,463.41	133,159.21	0.00	5,463.41	133,159.21	133,159.21	133,159.21	0.00
	30,000.00	70,000.00	0.00	100,000.00	75,448.34	24,551.66	75,448.34	0.00	24,551.66	75,448.34	75,448.34	75,448.34	0.00
	30,000.00	70,000.00	0.00	100,000.00	75,448.34	24,551.66	75,448.34	0.00	24,551.66	75,448.34	75,448.34	75,448.34	0.00
DR	700,000.00	500,000.00	0.00	1,200,000.00	1,114,485.74	85,514.26	1,114,485.74	0.00	85,514.26	1,114,485.74	1,114,485.74	1,114,485.74	0.00
	700,000.00	500,000.00	0.00	1,200,000.00	1,114,485.74	85,514.26	1,114,485.74	0.00	85,514.26	1,114,485.74	1,114,485.74	1,114,485.74	0.00
=>	50,760,108.49	48,431,675.77	36,987,021.36	62,204,762.90	49,238,584.12	12,966,178.78	49,238,584.12	0.00	12,966,178.78	46,883,005.62	46,883,005.62	46,883,005.62	2,355,578.50

C.P LUIS CARLOS PEREYRA GOVEA  
PRESIDENTE MUNICIPAL

LEANDRO EZEQUIEL ROBLES JIMENEZ  
REGIDOR DE HACIENDA

LIC. PATRICIA GIL GRIMALDO  
TESORERO MUNICIPAL

C. MOISES JIMENEZ MORALES  
REGIDOR

TESORERIA MUNICIPAL  
SAN CIRO DE ACOSTA, S.L.P.  
Enero 2015 - 2015

MUNICIPIO DE SAN CIRO DE ACOSTA  
ESTADO DE SAN LUIS POTOSI  
Presupuesto de Egresos por Dependencias al 31/Dic/14  
(Cifras en pesos y centavos)

Tipo de Gasto:(Gasto Corriente)

Clave	Unidad Administrativa	Presupuesto de Egresos					
		Modificado	Comprometido	Devengo	Ejercido	Pagado	Por Ejercer
01	TESORERIA	22,554,169.89	17,172,852.61	17,172,852.61	14,838,764.39	14,838,764.39	5,381,317.28
02	INFRAESTRUCTURA	20,068,283.05	15,198,119.17	15,198,119.17	12,864,030.95	12,864,030.95	4,870,163.88
03	FORTALECIMIENTO	55,352.82	55,352.82	55,352.82	55,352.82	55,352.82	0.00
04	OTROS PROGRAMAS	2,400,283.06	1,889,129.66	1,889,129.66	1,889,129.66	1,889,129.66	511,153.40
		30,250.96	30,250.96	30,250.96	30,250.96	30,250.96	0.00
	<b>Total =&gt;</b>	<b>22,554,169.89</b>	<b>17,172,852.61</b>	<b>17,172,852.61</b>	<b>14,838,764.39</b>	<b>14,838,764.39</b>	<b>5,381,317.28</b>

-----  
C.P LUIS CARLOS PEREYRA GOVEA  
PRESIDENTE MUNICIPAL

*Leandro Ezequiel Robles Jimenez*  
LEANDRO EZEQUIEL ROBLES JIMENEZ  
REGIDOR DE HACIENDA

-----  
LIC. PATRICIA GIL GRIMALDO  
TESORERA MUNICIPAL  
MUNICIPIO DE SAN CIRO DE ACOSTA, S.L.P.  
ADMON 2012 - 2015

*Moises Jimenez Morales*  
C. MOISES JIMENEZ MORALES  
REGIDOR

**Municipio de San Ciro de Acosta, S.L.P.**  
**Endeudamiento Neto**  
**Del 1 de enero al 31 de diciembre de 2014**

Identificación de Crédito o Instrumento	Contratación / Colocación A	Amortización B	Endeudamiento Neto C = A - B
Créditos Bancarios	3,827,656.88	3,827,656.88	-
Total Créditos Bancarios			
Otros Instrumentos de Deuda			
Total Otros Instrumentos de Deuda			
<b>Total</b>	<b>3,827,656.88</b>	<b>3,827,656.88</b>	



  
 PRESIDENTE MUNICIPAL  
 SINDICO MUNICIPAL

  
 TESORERO MUNICIPAL  
 REGIDOR DE HACIENDA

TESORERIA MUNICIPAL  
 SAN CIRO DE ACOSTA, S.L.P.  
 ADMON 2012 - 2015

SINDICATURA MUNICIPAL  
 SAN CIRO DE ACOSTA, S.L.P.  
 ADMON 2012 - 2015

Municipio de San Ciró de Acosta, S.L.P.  
 Intereses de la Deuda  
 Del 1 de enero al 31 de diciembre de 2014

Identificación de Crédito o Instrumento	Devengado	Pagado
Créditos Bancarios	3,827,656.88	3,827,656.88
<b>Total Créditos Bancarios</b>	<b>3,827,656.88</b>	<b>3,827,656.88</b>
Otros Instrumentos de Deuda		
<b>Total Otros Instrumentos de Deuda</b>		
<b>Total</b>	<b>3,827,656.88</b>	<b>3,827,656.88</b>



PRESIDENTE MUNICIPAL  
 SINDICO MUNICIPAL

TESORERÍA MUNICIPAL  
 SAN CIRÓ DE ACOSTA, S.L.P.  
 REGIDOR DE HACIENDA

2015